


Classical (Conventional) Drives

B2




- **Made-to-order available**
- **Are Easy to Install and Remove**
- **Bored to suit construction**

Sure-Grip® Classical Sheave

Features

Wood's sheaves are constructed of fine grain, high tensile cast iron, and have been carefully engineered to assure maximum performance over a long life span. Behind each sheave is one of the most extensive engineering design and testing programs in the industry.



With the advent of higher V-belt ratings, Wood's engineers instituted additional careful test programs to ensure that each Wood's sheave would be capable of safely and dependably delivering the increased performance which was required by the new ratings. Wood's engineers, using a special strain gage test stand, subject sheaves to tension and compression stresses far in excess of those encountered in actual operation.


In another standard test procedure, Wood's sheaves are operated at extremely high speeds. Sheaves are selected from warehouse stocks and tested until they are burst by centrifugal force. Such destructive testing allows Wood's engineers to study the effects of construction and balance on sheave performance. The goal is to assure safe operation at normal speeds. Other continuing programs check product quality in the laboratory and on the manufacturing line.

For applications with special requirements, Wood's sheaves are also available on a made-to-order basis in either cast or ductile iron, and in Sure-Grip or bored-to-suit construction.

Wood's stock classical sheaves are available with the convenient Sure-Grip QD type bushing. Easy to install and remove, these split, tapered bushings grip the shaft with the equivalent of a shrink fit. This tight holding power eliminates freezing and fretting

corrosion between the shaft and the bore and assures quick removal and interchangeability when necessary.

Stock sheaves are designed to carry the loads of all belts shown in this catalog and other similarly rated V-Belts. For special higher rated V-Belts, consult Wood's Engineering Department for recommendations.

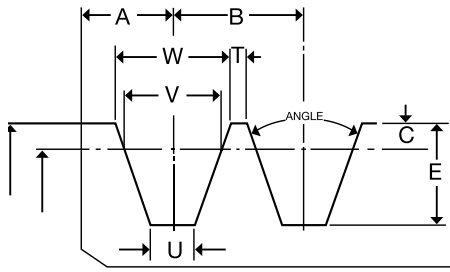


We cast or stamp the maximum safe operating speed, in rpm, on all sheaves we manufacture.

Classical (Conventional) Sheave

Dimensions

STANDARD GROOVE DIMENSIONS



V-Belt	GROOVE DIMENSIONS IN INCHES											Angle of Groove	Used on Datums
	A	B	C	D	E	V	T	U	W				
A-B	1/2	3/4	.175	.206	.6125	.5053	.1377 .1241	.2379 .2040	.6123 .6259	34 38	3.4 to 7.0 Over 7.0		
C	11/16	1	.200	.200	.780	.757	.121 .105	.402 .358	.879 .895	34 36 38	7.0 to 7.9 8.0 to 12.0 Over 12.0		
D	7/8	1 7/16	.300	.300	1.050	1.076	.1785 .1665 .1545	.617 .589 .550	1.259 1.271 1.283	34 36 38	12.0 to 12.9 13.0 to 17.0 Over 17.0		

STANDARD SHEAVE FACE WIDTHS

Groove Selection	FACE WIDTH OF SHEAVE IN INCHES																		For Each Additional Groove Add
	1	2	3	4	5	6	7	8	9	10	11	12	13	14	15	16	17	18	
A	3/4	1 3/8	2	2 5/8	3 1/4	3 7/8	4 1/2	5 1/8	5 3/4	6 3/8	7	7 5/8	8 1/4	8 7/8	9 1/2	10 1/8	10 3/4	11 3/8	5/8
B	1	1 3/4	2 1/2	3 1/4	4	4 3/4	5 1/2	6 1/4	7	7 3/4	8 1/2	9 1/4	10	10 3/4	11 1/2	12 1/4	13	13 3/4	3/4
C	1 3/8	2 3/8	3 3/8	4 3/8	5 3/8	6 3/8	7 3/8	8 3/8	9 3/8	10 3/8	11 3/8	12 3/8	13 3/8	14 3/8	15 3/8	16 3/8	17 3/8	18 3/8	1
D	1 3/4	3 3/16	4 5/8	6 1/16	7 1/2	8 15/16	10 3/8	11 13/16	13 1/4	14 11/16	16 1/8	17 9/16	19	20 7/16	21 7/8	23 13/16*	25 1/4*	26 11/16*	1 7/16

* Sheaves 16D groove and over have 1/2 inch added to overall face width. All dimensions in inches.

DEEP GROOVE DIMENSIONS

V-Belt	GROOVE DIMENSIONS IN INCHES												Angle of Groove	Used on Datums
	A	B	C	D	E	V	T	U	W					
B	9/16	7/8	.355	.065	.7925	.5053	.153 .125	.262 .228	.747 .774	34 38	4.6 to 7.0 Over 7.0			
C	13/16	1 1/4	.505	.200	1.085	.757	.1840 .165 .145	.402 .380 .358	1.066 1.085 1.105	34 36 38	7.0 to 7.99 8.0 to 12.0 Over 12.0			
D	1 1/16	1 3/4	.715	.300	1.465	1.076	.237 .209 .181	.617 .589 .560	1.513 1.541 1.569	34 36 38	12.0 to 12.99 13.0 to 17.0 Over 17.0			

DEEP GROOVE SHEAVE FACE WIDTHS

V-Belt	FACE WIDTH OF SHEAVE IN INCHES																		For Each Additional Groove Add
	1	2	3	4	5	6	7	8	9	10	11	12	13	14	15	16	17	18	
B	1 1/8	2	2 7/8	3 3/4	4 5/8	5 1/2	6 3/8	7 1/4	8 1/8	9	9 7/8	10 3/4	11 5/8	12 1/2	13 3/8	14 1/4	15 1/8	16	7/8
C	1 5/8	2 7/8	4 1/8	5 3/8	6 5/8	7 7/8	9 1/8	10 3/8	11 5/8	12 7/8	14 1/8	15 3/8	16 5/8	17 7/8	19 1/8	20 3/8	21 5/8	22 7/8	1 1/4
D	2 1/8	3 7/8	5 5/8	7 3/8	9 1/8	10 7/8	12 5/8	14 3/8	16 1/8	17 7/8	19 5/8	21 3/8	23 1/8	24 7/8	26 5/8	28 3/8	30 1/8	31 7/8	1 3/4

Stock Classical (Conventional) Sheaves A-B

Dimensions

These Classical Sheaves are designed to carry the loads of all belts shown in this catalog and other similarly rated V-Belts. For special higher rated V-Belts, consult Wood's Application Engineering Department for recommendations.

The sheaves listed below are all stock sizes. The dimensions given are with the Sure-Grip bushing in place. The figure following the letter in the "Type" column indicates the sheave construction: 1–Solid; 2–Web, 3–Arms.

DIMENSIONS (In Inches)

Datum Dia.		O.D.	I.D.	Product No.	1 GROOVE							Product No.	2 GROOVE						
A Belts	B Belts				F = 7/8 & 1								F = 1-3/4						
					E *	Type	Bush.	K	L	M	Wt.		E *	Type	Bush.	K	L	M	Wt.
3.0	3.4	3.75	2.12	341B	1/2	D1	SH	1/16	1-1/4	1/8	1.8	342B	1-1/16	E1	SH	0	1-1/4	9/16	2.9
3.2	3.6	3.95	2.25	361B	1/2	D1	SH	1/16	1-1/4	1/8	2.1	362B	7/8	E1	SH	-3/16	1-1/4	3/8	3.2
3.4	3.8	4.15	2.44	381B	1/2	D1	SH	1/16	1-1/4	1/8	2.3	382B	7/8	E1	SH	-3/16	1-1/4	3/8	3.6
3.6	4.0	4.35	2.75	401B	1/4	C1	SH	5/16	1-1/4	1/8	2.8	402B	1/8	A1	SH	11/16	1-1/4	3/8	3.8
3.8	4.2	4.55	2.94	421B	1/4	C1	SH	5/16	1-1/4	1/8	3.0	422B	1/8	A1	SH	11/16	1-1/4	3/8	4.3
4.0	4.4	4.75	3.12	441B	1/4	C1	SH	5/16	1-1/4	1/8	3.3	442B	1/8	A1	SH	11/16	1-1/4	3/8	4.7
4.2	4.6	4.95	3.38	461B	5/16	C1	SDS	5/16	1-5/16	1/8	3.8	462B	1/16	A1	SDS	11/16	1-5/16	3/8	4.8
4.4	4.8	5.15	3.38	481B	5/16	C1	SDS	5/16	1-5/16	1/8	3.8	482B	1/16	A1	SDS	11/16	1-5/16	3/8	5.5
4.6	5.0	5.35	3.62	501B	5/16	C1	SDS	5/16	1-5/16	1/8	4.1	502B	1/16	A1	SDS	11/16	1-5/16	3/8	5.6
4.8	5.2	5.55	3.69	521B	5/16	C1	SDS	5/16	1-5/16	1/8	4.3	522B	1/16	A1	SDS	11/16	1-5/16	3/8	6.6
5.0	5.4	5.75	4.00	541B	5/16	C1	SDS	5/16	1-5/16	1/8	4.6	542B	1/16	A1	SDS	11/16	1-5/16	3/8	6.5
5.2	5.6	5.95	4.31	561B	5/16	C1	SDS	5/16	1-5/16	1/8	5.1	562B	1/16	A1	SDS	11/16	1-5/16	3/8	7.4
5.4	5.8	6.15	4.41	581B	5/16	C1	SDS	5/16	1-5/16	1/8	5.3	582B	1/16	A1	SDS	11/16	1-5/16	3/8	7.6
5.6	6.0	6.35	4.50	601B	5/16	C1	SDS	5/16	1-5/16	1/8	5.6	602B	1/16	A1	SDS	11/16	1-5/16	3/8	8.2
5.8	6.2	6.55	4.81	621B	5/16	C1	SDS	5/16	1-5/16	1/8	5.8	622B	1/16	A1	SDS	11/16	1-5/16	3/8	8.5
6.0	6.4	6.75	4.88	641B	5/16	C1	SDS	5/16	1-5/16	1/8	6.2	642B	1/16	A1	SDS	11/16	1-5/16	3/8	9.2
6.2	6.6	6.95	5.22	661B	5/16	C1	SDS	5/16	1-5/16	0	7.4	662B	1/16	A1	SDS	11/16	1-5/16	3/8	9.5
6.4	6.8	7.15	5.31	681B	5/16	C1	SDS	5/16	1-5/16	0	7.9	682B	1/16	A1	SDS	11/16	1-5/16	3/8	10.3
6.6	7.0	7.35	5.50	701B	1/2	D2	SDS	1/8	1-5/16	3/16	6.8	702B	9/32	D1	SK	7/16	1-7/8	5/32	13.3
7.0	7.4	7.75	5.70	741B	1/2	D2	SDS	1/8	1-5/16	3/16	7.7	742B	9/32	D2	SK	7/16	1-7/8	5/32	14.7
7.6	8.0	8.35	6.63	801B	1/2	D2	SDS	1/8	1-5/16	3/16	8.5	802B	9/32	D2	SK	7/16	1-7/8	5/32	14.0
8.2	8.6	8.95	7.25	861B	1/2	D2	SDS	1/8	1-5/16	3/16	9.6	862B	9/32	D2	SK	7/16	1-7/8	5/32	15.3
9.0	9.4	9.75	8.00	941B	1/2	D3	SDS	1/8	1-5/16	3/16	8.9	942B	9/32	D3	SK	7/16	1-7/8	5/32	15.2
10.6	11.0	11.35	9.62	1101B	1/2	D3	SDS	1/8	1-5/16	3/16	11.7	1102B	9/32	D3	SK	7/16	1-7/8	5/32	17.0
12.0	12.4	12.75	11.06	1241B	1/2	D3	SDS	1/8	1-5/16	3/16	12.2	1242B	9/32	D3	SK	7/16	1-7/8	5/32	21.0
13.2	13.6	13.95	12.25	1361B	1/2	D3	SDS	1/8	1-5/16	3/16	14.0	1362B	9/32	D3	SK	7/16	1-7/8	5/32	23.1
15.0	15.4	15.75	14.00	1541B	19/32	C3	SK	1/8	1-7/8	9/32	20.3	1542B	9/32	D3	SK	7/16	1-7/8	5/32	28.7
15.6	16.0	16.35	14.62	1601B	19/32	C3	SK	1/8	1-7/8	9/32	18.4	1602B	9/32	D3	SK	7/16	1-7/8	5/32	25.5
18.0	18.4	18.75	17.00	1841B	19/32	C3	SK	1/8	1-7/8	9/32	23.7	1842B	9/32	D3	SK	7/16	1-7/8	5/32	29.6
19.6	20.0	20.35	18.50	2001B	19/32	C3	SK	1/8	1-7/8	9/32	30.7	2002B	5/16	D3	SF	3/8	2	1/16	43.5
24.6	25.0	25.35	23.38	2501B	11/16	C3	SF	0	2	5/16	44.0	2502B	5/16	D3	SF	3/8	2	1/16	53.7
29.6	30.0	30.35	28.50	3001B	11/16	C3	SF	0	2	5/16	55.0	3002B	5/16	D3	SF	3/8	2	1/16	64.7
37.6	38.0	38.35	36.38	-	-	-	-	-	-	-	-	3802B	5/16	D3	SF	3/8	2	1/16	97.9

* "E" Dimension varies according to shaft tolerance.

Weights for all Sure-Grip bushed items are approximate and include the bushing.

Also available from stock made for the SF Bushing to accommodate larger bores.

P.D. for "A" Belts = DD + .25

P.D. for "B" Belts = DD + .413

Sure-Grip Bushing dimensions — see section A1

Stock Classical (Conventional) Sheaves A-B

Dimensions

DIMENSIONS (In Inches)

Datum Dia.		O.D.	I.D.	Product No.	3 GROOVE							Product No.	4 GROOVE						
A Belts	B Belts				F = 2-1/2								F = 3-1/4						
					E *	Type	Bush.	K	L	M	Wt.		E *	Type	Bush.	K	L	M	Wt.
3.0	3.4	3.75	2.12	343B	1-13/16	E1	SH	0	1-1/4	9/16	3.7	344B	2-3/8	E1	SD	7/16	1-13/16	15/16	5.6
3.2	3.6	3.95	2.25	363B	1-5/8	E1	SH	-3/16	1-1/4	3/8	4.1	364B	2-3/8	E1	SD	7/16	1-13/16	15/16	6.2
3.4	3.8	4.15	2.44	383B	1-5/8	E1	SH	-3/16	1-1/4	3/8	4.5	384B	2-3/8	E1	SD	5/16	1-13/16	15/16	6.2
3.6	4.0	4.35	2.75	403B	1/2	A1	SH	1-1/16	1-1/4	3/4	4.7	404B	2-1/16	E1	SD	0	1-13/16	5/8	6.5
3.8	4.2	4.55	2.88	423B	1/2	A1	SH	1-1/16	1-1/4	3/4	5.3	424B	2-1/16	E1	SD	0	1-13/16	5/8	6.9
4.0	4.4	4.75	3.12	443B	1/2	A1	SH	1-1/16	1-1/4	3/4	5.6	444B	2-1/16	E1	SD	0	1-13/16	5/8	7.4
4.2	4.6	4.95	3.35	463B	7/16	A1	SD	1-1/16	1-13/16	1/4	6.8	464B	11/16	A1	SD	1-5/16	1-13/16	3/4	8.0
4.4	4.8	5.15	3.44	483B	7/16	A1	SD	1-1/16	1-13/16	1/4	7.5	484B	11/16	A1	SD	1-5/16	1-13/16	3/4	8.8
4.6	5.0	5.35	3.62	503B	7/16	A1	SD	1-1/16	1-13/16	1/4	8.1	504B	11/16	A1	SD	1-5/16	1-13/16	3/4	9.1
4.8	5.2	5.55	3.81	523B	7/16	A1	SD	1-1/16	1-13/16	1/4	8.8	524B	11/16	A1	SD	1-5/16	1-13/16	3/4	10.2
5.0	5.4	5.75	4.06	543B	7/16	A1	SD	1-1/16	1-13/16	1/4	9.3	544B	11/16	A1	SD	1-5/16	1-13/16	3/4	10.5
5.2	5.6	5.95	4.25	563B	7/16	A1	SD	1-1/16	1-13/16	1/4	10.0	564B	11/16	A1	SD	1-5/16	1-13/16	3/4	11.3
5.4	5.8	6.15	4.42	583B	7/16	A1	SD	1-1/16	1-13/16	1/4	10.7	584B	11/16	A1	SD	1-5/16	1-13/16	3/4	12.1
5.6	6.0	6.35	4.68	603B	7/16	A1	SD	1-1/16	1-13/16	1/4	11.2	604B	11/16	A1	SD	1-5/16	1-13/16	3/4	13.3
5.8	6.2	6.55	4.82	623B	7/16	A1	SD	1-1/16	1-13/16	1/4	12.6	624B	11/16	A1	SD	1-5/16	1-13/16	3/4	14.4
6.0	6.4	6.75	5.06	643B	7/16	A1	SD	1-1/16	1-13/16	1/4	13.0	644B	11/16	A1	SD	1-5/16	1-13/16	3/4	15.1
6.2	6.6	6.95	5.25	663B	7/16	A2	SD	1-1/16	1-13/16	1/4	10.5	664B	11/16	A1	SD	1-5/16	1-13/16	3/4	15.3
6.4	6.8	7.15	5.44	683B	7/16	A2	SD	1-1/16	1-13/16	1/4	11.5	684B	11/16	A1	SD	1-5/16	1-13/16	3/4	16.8
6.6	7.0	7.35	5.62	703B	1/32	D1	SK	11/16	1-7/8	21/32	15.2	704B	9/32	A1	SK	1	1-7/8	1-3/32	17.2
7.0	7.4	7.75	6.06	743B	1/32	D1	SK	11/16	1-7/8	21/32	16.9	744B	9/32	A2	SK	1	1-7/8	1-3/32	16.2
7.6	8.0	8.35	6.73	803B	1/32	D2	SK	11/16	1-7/8	21/32	15.7	804B	9/32	A2	SK	1	1-7/8	1-3/32	18.1
8.2	8.6	8.95	7.31	863B	1/32	D2	SK	11/16	1-7/8	21/32	17.6	864B	9/32	A2	SK	1	1-7/8	1-3/32	22.0
9.0	9.4	9.75	8.00	943B	1/32	D3	SK	11/16	1-7/8	21/32	18.0	944B	9/32	A2	SK	1	1-7/8	1-3/32	23.9
10.6	11.0	11.35	9.62	1103B	1/32	D3	SK	11/16	1-7/8	21/32	19.6	1104B	9/32	A3	SK	1	1-7/8	1-3/32	26.4
12.0	12.4	12.75	11.06	1243B	1/32	D3	SK	11/16	1-7/8	21/32	22.5	1244B	9/32	A3	SK	1	1-7/8	1-3/32	28.4
13.2	13.6	13.95	12.25	1363B	1/32	D3	SK	11/16	1-7/8	21/32	26.4	1364B	9/32	A3	SK	1	1-7/8	1-3/32	29.9
15.0	15.4	15.75	14.00	1543B	1/32	D3	SK	11/16	1-7/8	21/32	30.4	1544B	5/16	A3	SF	1	2	15/16	40.3
15.6	16.0	16.35	14.62	1603B	1/32	D3	SK	11/16	1-7/8	21/32	32.7	1604B	5/16	A3	SF	1	2	15/16	38.7
18.0	18.4	18.75	17.00	1843B	1/32	D3	SK	11/16	1-7/8	21/32	35.6	1844B	5/16	A3	SF	1	2	15/16	44.9
19.6	20.0	20.35	18.50	2003B	1/16	D3	SF	5/8	2	9/16	45.7	2004B	5/16	A3	SF	1	2	15/16	56.6
24.6	25.0	25.35	23.38	2503B	1/16	D3	SF	5/8	2	9/16	65.8	2504B	3/32	A3	E	1	2-5/8	17/32	83.2
29.6	30.0	30.35	28.50	3003B	1/16	D3	SF	5/8	2	9/16	90.4	3004B	3/32	A3	E	1	2-5/8	17/32	110.1
37.6	38.0	38.35	36.38	3803B	9/32	D3	E	5/8	2-5/8	5/32	143.3	3804B	3/32	A3	E	1	2-5/8	17/32	158.0

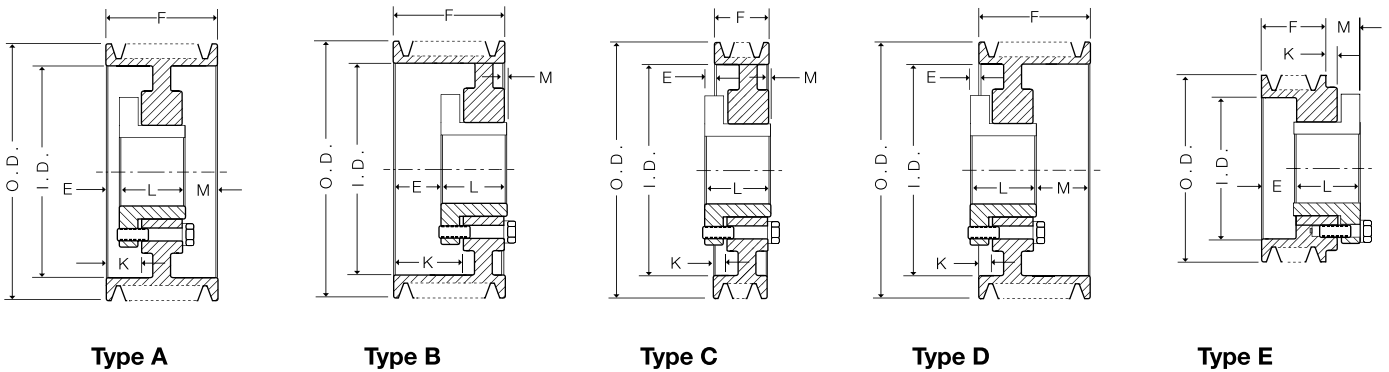
* "E" Dimension varies according to shaft tolerance.

Weights for all Sure-Grip bushed items are approximate and include the bushing.

Also available from stock made for the SF Bushing to accommodate larger bores.

P.D. for "A" Belts = DD + .25

P.D. for "B" Belts = DD + .413



Sure-Grip Bushing dimensions — see section A1

Stock Classical (Conventional) Sheaves A-B

Dimensions

These Classical Sheaves are designed to carry the loads of all belts shown in this catalog and other similarly rated V-Belts. For special higher rated V-Belts, consult Wood's Application Engineering Department for recommendations.

The sheaves listed below are all stock sizes. The dimensions given are with the Sure-Grip bushing in place. The figure following the letter in the "Type" column indicates the sheave construction: 1-Solid; 2-Web, 3-Arms.

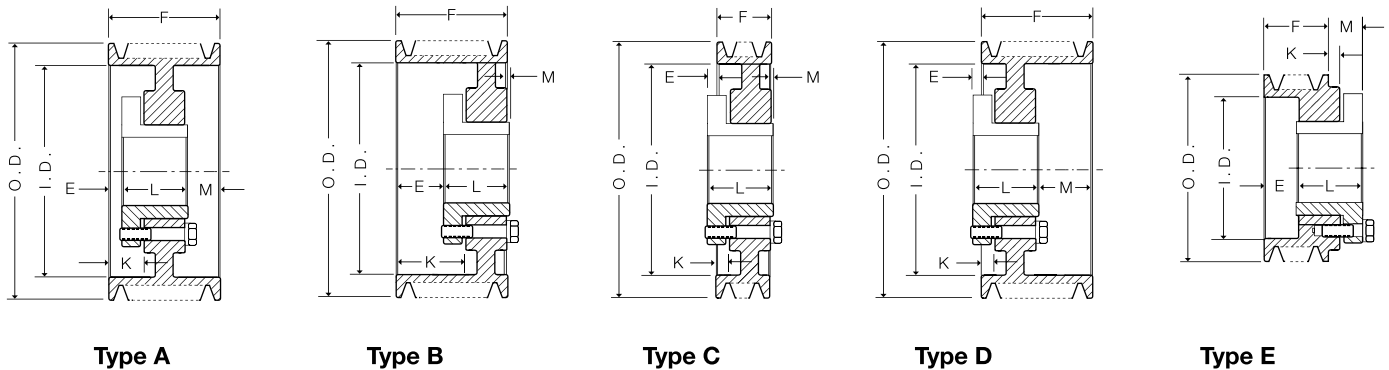
DIMENSIONS (In Inches)

Datum Dia.		O.D.	I.D.	Product No.	5 GROOVE							Product No.	6 GROOVE						
A Belts	B Belts				F = 4								F = 4 3/4						
					E *	Type	Bush.	K	L	M	Wt.		E *	Type	Bush.	K	L	M	Wt.
3.0	3.4	3.75	2.12	345B	3-1/8	E1	SD	5/16	1-13/16	15/16	6.5	346B	3-7/8	E1	SD	5/16	1-13/16	15/16	7.2
3.2	3.6	3.95	2.25	365B	3-1/8	E1	SD	5/16	1-13/16	15/16	7.1	366B	3-7/8	E1	SD	5/16	1-13/16	15/16	8.0
3.4	3.8	4.15	2.44	385B	3-1/8	E1	SD	5/16	1-13/16	15/16	7.2	386B	3-7/8	E1	SD	5/16	1-13/16	15/16	8.1
3.6	4.0	4.35	2.62	405B	2-13/16	E1	SD	0	1-13/16	5/8	7.5	406B	3-9/16	E1	SD	0	1-13/16	5/8	8.5
3.8	4.2	4.55	2.88	425B	2-13/16	E1	SD	0	1-13/16	5/8	7.9	426B	3-9/16	E1	SD	0	1-13/16	5/8	9.0
4.0	4.4	4.75	3.12	445B	2-13/16	E1	SD	0	1-13/16	5/8	8.4	446B	3-9/16	E1	SD	0	1-13/16	5/8	9.5
4.2	4.6	4.95	3.31	465B	11/16	A1	SD	1-5/16	1-13/16	1-1/2	9.1	466B	11/16	A1	SD	1-5/16	1-13/16	2-1/4	10.2
4.4	4.8	5.15	3.44	485B	11/16	A1	SD	1-5/16	1-13/16	1-1/2	10.1	486B	11/16	A1	SD	1-5/16	1-13/16	2-1/4	11.0
4.6	5.0	5.35	3.62	505B	11/16	A1	SD	1-5/16	1-13/16	1-1/2	10.8	506B	11/16	A1	SD	1-5/16	1-13/16	2-1/4	11.8
4.8	5.2	5.55	3.81	525B	11/16	A1	SD	1-5/16	1-13/16	1-1/2	11.6	526B	11/16	A1	SD	1-5/16	1-13/16	2-1/4	13.0
5.0	5.4	5.75	4.12	545B	19/32	A1	SK	1-5/16	1-7/8	1-17/32	12.0	546B	19/32	A1	SK	1-5/16	1-7/8	2-9/32	13.3
5.2	5.6	5.95	4.30	565B	19/32	A1	SK	1-5/16	1-7/8	1-17/32	12.9	566B	19/32	A1	SK	1-5/16	1-7/8	2-9/32	14.6
5.4	5.8	6.15	4.48	585B	19/32	A1	SK	1-5/16	1-7/8	1-17/32	13.7	586B	19/32	A1	SK	1-5/16	1-7/8	2-9/32	15.5
5.6	6.0	6.35	4.68	605B	19/32	A1	SK	1-5/16	1-7/8	1-17/32	14.5	606B	19/32	A1	SK	1-5/16	1-7/8	2-9/32	16.5
5.8	6.2	6.55	4.82	625B	19/32	A1	SK	1-5/16	1-7/8	1-17/32	15.7	626B	19/32	A1	SK	1-5/16	1-7/8	2-9/32	17.4
6.0	6.4	6.75	5.06	645B	19/32	A1	SK	1-5/16	1-7/8	1-17/32	16.3	646B	19/32	A1	SK	1-5/16	1-7/8	2-9/32	18.0
6.2	6.6	6.95	5.29	665B	19/32	A1	SK	1-5/16	1-7/8	1-17/32	17.0	666B	19/32	A1	SK	1-5/16	1-7/8	2-9/32	18.7
6.4	6.8	7.15	5.44	685B	19/32	A1	SK	1-5/16	1-7/8	1-17/32	18.2	686B	19/32	A1	SK	1-5/16	1-7/8	2-9/32	20.1
6.6	7.0	7.35	5.63	705B	5/8	A1	SF	1-5/16	2	1-3/8	19.7	706B	1	A1	SF	1-11/16	2	1-3/4	21.7
7.0	7.4	7.75	6.06	745B	5/8	A1	SF	1-5/16	2	1-3/8	21.5	746B	1	A1	SF	1-11/16	2	1-3/4	23.6
7.6	8.0	8.35	6.63	805B	5/8	A1	SF	1-5/16	2	1-3/8	22.3	806B	1	A1	SF	1-11/16	2	1-3/4	27.1
8.2	8.6	8.95	7.31	865B	5/8	A2	SF	1-5/16	2	1-3/8	20.8	866B	1	A1	SF	1-11/16	2	1-3/4	30.2
9.0	9.4	9.75	8.00	945B	5/8	A3	SF	1-5/16	2	1-3/8	25.1	946B	1	A2	SF	1-11/16	2	1-3/4	25.7
10.6	11.0	11.35	9.62	1105B	5/8	A3	SF	1-5/16	2	1-3/8	31.0	1106B	1	A3	SF	1-11/16	2	1-3/4	36.0
12.0	12.4	12.75	11.06	1245B	5/8	A3	SF	1-5/16	2	1-3/8	34.0	1246B	1	A3	SF	1-11/16	2	1-3/4	37.5
13.2	13.6	13.95	12.31	1365B	5/8	A3	SF	1-5/16	2	1-3/8	36.7	1366B	1	A3	SF	1-11/16	2	1-3/4	41.7
15.0	15.4	15.75	14.06	1545B	5/8	A3	SF	1-5/16	2	1-3/8	42.3	1546B	1	A3	SF	1-11/16	2	1-3/4	46.1
15.6	16.0	16.35	14.62	1605B	5/8	A3	SF	1-5/16	2	1-3/8	47.1	1606B	1	A3	SF	1-11/16	2	1-3/4	51.8
18.0	18.4	18.75	17.00	1845B	5/8	A3	SF	1-5/16	2	1-3/8	54.8	1846B	1	A3	SF	1-11/16	2	1-3/4	60.7
19.6	20.0	20.35	18.56	2005B	11/32	A3	E	1-1/4	2-5/8	1-1/32	79.9	2006B	13/32	A3	E	1-3/8	2-5/8	1-21/32	78.3
24.6	25.0	25.35	23.38	2505B	11/32	A3	E	1-1/4	2-5/8	1-1/32	97.2	2506B	13/32	A3	E	1-3/8	2-5/8	1-21/32	116.8
29.6	30.0	30.35	28.50	3005B	11/32	A3	E	1-1/4	2-5/8	1-1/32	124.2	3006B	13/32	A3	E	1-3/8	2-5/8	1-21/32	144.5
37.6	38.0	38.35	36.38	3805B	11/32	A3	E	1-1/4	2-5/8	1-1/32	172.7	3806B	13/32	A3	E	1-3/8	2-5/8	1-21/32	189.9

* "E" Dimension varies according to shaft tolerance.

Weights for all Sure-Grip bushed items are approximate and include the bushing.

P.D. for "A" Belts = DD + .25 P.D. for "B" Belts = DD + .413



Sure-Grip Bushing dimensions — see section A1

Stock Classical (Conventional) Sheaves A-B

Dimensions

Datum Dia.		O.D.	I.D.	Product No.	7 GROOVE								Product No.	8 GROOVE							
A Belts	B Belts				F = 5 1/2									F = 6 1/4							
					E *	Type	Bush.	K	L	M	Wt.	E *		Type	Bush.	K	L	M	Wt.		
5.0	5.4	5.75	4.12	547B	1-3/32	A1	SK	1-13/16	1-7/8	2-17/32	14.7	548B	1-3/32	A1	SK	1-13/16	1-7/8	3-9/32	16.0		
5.2	5.6	5.95	4.25	567B	1-3/32	A1	SK	1-13/16	1-7/8	2-17/32	16.1	568B	1-3/32	A1	SK	1-13/16	1-7/8	3-9/32	20.6		
5.4	5.8	6.15	4.44	587B	1-3/32	A1	SK	1-13/16	1-7/8	2-17/32	17.1	588B	1-3/32	A1	SK	1-13/16	1-7/8	3-9/32	18.7		
5.6	6.0	6.35	4.68	607B	1-1/8	A1	SF	1-13/16	2	2-3/8	18.2	608B	1-1/8	A1	SF	1-13/16	2	3-1/8	19.7		
5.8	6.2	6.55	4.81	627B	1-1/8	A1	SF	1-13/16	2	2-3/8	19.7	628B	1-1/8	A1	SF	1-13/16	2	3-1/8	21.5		
6.0	6.4	6.75	5.06	647B	1-1/8	A1	SF	1-13/16	2	2-3/8	20.3	648B	1-1/8	A1	SF	1-13/16	2	3-1/8	22.0		
6.2	6.6	6.95	5.25	667B	1-1/8	A1	SF	1-13/16	2	2-3/8	21.4	668B	1-1/8	A1	SF	1-13/16	2	3-1/8	23.2		
6.4	6.8	7.15	5.44	687B	1-1/8	A1	SF	1-13/16	2	2-3/8	22.5	688B	1-1/8	A1	SF	1-13/16	2	3-1/8	24.4		
6.6	7.0	7.35	5.62	707B	1-1/8	A1	SF	1-13/16	2	2-3/8	23.7	708B	1-1/8	A1	SF	1-13/16	2	3-1/8	25.7		
7.0	7.4	7.75	6.06	747B	1-1/8	A1	SF	1-13/16	2	2-3/8	25.7	748B	1-1/8	A1	SF	1-13/16	2	3-1/8	27.7		
8.2	8.6	8.95	7.25	867B	1-3/32	A1	E	2	2-5/8	1-25/32	38.4	868B	1-15/32	A1	E	2-3/8	2-5/8	2-5/32	40.9		
9.0	9.4	9.75	8.06	947B	1-3/32	A2	E	2	2-5/8	1-25/32	39.6	948B	1-15/32	A2	E	2-3/8	2-5/8	2-5/32	42.4		
10.6	11.0	11.35	9.62	1107B	1-3/32	A2	E	2	2-5/8	1-25/32	48.9	1108B	1-15/32	A2	E	2-3/8	2-5/8	2-5/32	52.2		
12.0	12.4	12.75	11.04	1247B	1-3/32	A2	E	2	2-5/8	1-25/32	56.3	1248B	1-15/32	A2	E	2-3/8	2-5/8	2-5/32	59.5		
13.2	13.6	13.95	12.25	1367B	1-3/32	A3	E	2	2-5/8	1-25/32	55.8	1368B	1-15/32	A3	E	2-3/8	2-5/8	2-5/32	59.8		
15.0	15.4	15.75	14.00	1547B	1-3/32	A3	E	2	2-5/8	1-25/32	67.4	1548B	1-15/32	A3	E	2-3/8	2-5/8	2-5/32	70.8		
15.6	16.0	16.35	14.62	1607B	1-3/32	A3	E	2	2-5/8	1-25/32	70.6	1608B	1-15/32	A3	E	2-3/8	2-5/8	2-5/32	73.9		
18.0	18.4	18.75	16.75	1847B	1/4	A3	F	1-5/16	3-5/8	1-5/8	102.5	1848B	1/4	A3	F	1-5/16	3-5/8	2-3/8	111.7		
19.6	20.0	20.35	18.56	2007B	1/4	A3	F	1-5/16	3-5/8	1-5/8	105.9	2008B	1/4	A3	F	1-5/16	3-5/8	2-3/8	113.4		
24.6	25.0	25.35	23.38	2507B	1/4	A3	F	1-5/16	3-5/8	1-5/8	133.6	2508B	1/4	A3	F	1-5/16	3-5/8	2-3/8	145.9		
29.6	30.0	30.35	28.38	3007B	1/4	A3	F	1-5/16	3-5/8	1-5/8	172.0	3008B	1/4	A3	F	1-5/16	3-5/8	2-3/8	183.0		
37.6	38.0	38.35	36.38	3807B	1/4	A3	F	1-5/16	3-5/8	1-5/8	243.4	3808B	1/4	A3	F	1-5/16	3-5/8	2-3/8	246.9		

Datum Dia.		O.D.	I.D.	Product No.	10 GROOVE							
A Belts	B Belts				F = 7 3/4							
					E *	Type	Bush.	K	L	M	Wt.	
5.0	5.4	5.75	4.12	5410B	1-27/32	A1	SK	2-9/16	1-7/8	4-1/32	18.7	
5.2	5.6	5.95	4.25	5610B	1-27/32	A1	SK	2-9/16	1-7/8	4-1/32	20.6	
5.4	5.8	6.15	4.38	5810B	1-27/32	A1	SK	2-9/16	1-7/8	4-1/32	21.8	
5.6	6.0	6.35	4.68	6010B	1-7/8	A1	SF	2-9/16	2	3-7/8	22.9	
5.8	6.2	6.55	4.81	6210B	1-7/8	A1	SF	2-9/16	2	3-7/8	25.0	
6.0	6.4	6.75	5.06	6410B	1-7/8	A1	SF	2-9/16	2	3-7/8	25.5	
6.2	6.6	6.95	5.25	6610B	1-7/8	A1	SF	2-9/16	2	3-7/8	26.8	
6.4	6.8	7.15	5.44	6810B	1-7/8	A1	SF	2-9/16	2	3-7/8	28.2	
6.6	7.0	7.35	5.62	7010B	1-7/8	A1	SF	2-9/16	2	3-7/8	29.6	
7.0	7.4	7.75	6.06	7410B	1-7/8	A1	SF	2-9/16	2	3-7/8	31.9	
8.2	8.6	8.95	7.25	8610B	2-7/32	A1	E	3-1/8	2-5/8	2-29/32	45.8	
9.0	9.4	9.75	8.12	9410B	2-7/32	A2	E	3-1/8	2-5/8	2-29/32	46.7	
10.6	11.0	11.35	9.62	11010B	2-7/32	A2	E	3-1/8	2-5/8	2-29/32	58.8	
12.0	12.4	12.75	11.06	12410B	2-7/32	A2	E	3-1/8	2-5/8	2-29/32	66.8	
13.2	13.6	13.95	12.25	13610B	1	A3	F	2-1/16	3-5/8	3-1/8	83.6	
15.0	15.4	15.75	14.00	15410B	1	A3	F	2-1/16	3-5/8	3-1/8	96.1	
15.6	16.0	16.35	14.62	16010B	1	A3	F	2-1/16	3-5/8	3-1/8	99.8	
18.0	18.4	18.75	16.75	18410B	1	A3	F	2-1/16	3-5/8	3-1/8	125.9	
19.6	20.0	20.35	18.56	20010B	1	A3	F	2-1/16	3-5/8	3-1/8	126.6	
24.6	25.0	25.35	23.44	25010B	1	A3	F	2-1/16	3-5/8	3-1/8	165.4	
29.6	30.0	30.35	28.38	30010B	1	A3	F	2-1/16	3-5/8	3-1/8	220.0	
37.6	38.0	38.35	36.38	38010B	5/16	A3	J	1-9/16	4-1/2	2-15/16	306.1	

* "E" Dimension varies according to shaft tolerance.

Weights for all Sure-Grip bushed items are approximate and include the bushing.

P.D. for "A" Belts = DD + .25 P.D. for "B" Belts = DD + .413

Sure-Grip Bushing dimensions — see section A1

Stock Classical (Conventional) Sheaves C

Dimensions

These sheaves are designed to carry the loads of all belts shown in this catalog and other similarly rated V-Belts. For special higher rated V-Belts, consult Wood's Application Engineering Department for recommendations.

The Classical Sheaves listed below are all stock sizes. The dimensions given are with the Sure-Grip bushing in place. The figure following the letter in the "Type" column indicates the sheave construction: 1-Solid; 2-Web, 3-Arms.

DIMENSIONS (In Inches)

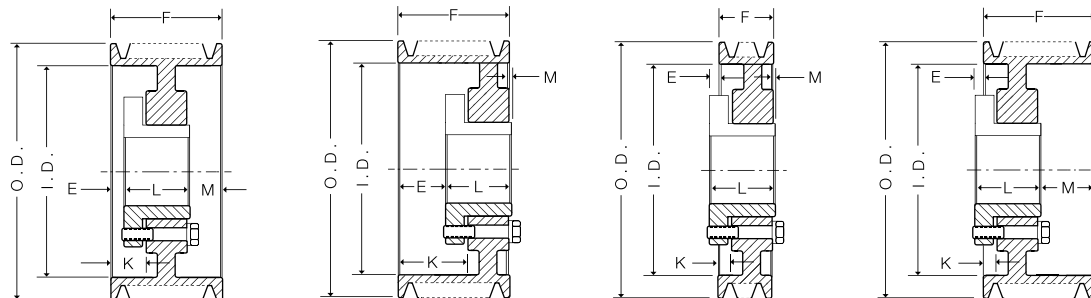
Datum Dia.	O.D.	I.D.	Product No.	1 GROOVE							Product No.	2 GROOVE						
				F = 1-3/8								F = 2-3/8						
				E *	Type	Bush.	K	L	M	Wt.		E *	Type	Bush.	K	L	M	Wt.
5.6	6.0	3.75	-	-	-	-	-	-	-	562C	3/16	A1	SD	13/16	1-13/16	3/8	9.6	
7.0	7.4	5.25	701C	9/16	C1	SF	1/8	2	1/16	12.6	1/8	A1	SF	13/16	2	1/4	15.4	
7.5	7.9	5.75	751C	9/16	C1	SF	1/8	2	1/16	14.4	1/8	A1	SF	13/16	2	1/4	17.4	
8.0	8.4	6.25	801C	9/16	C1	SF	1/8	2	1/16	16.6	1/8	A1	SF	13/16	2	1/4	19.3	
8.5	8.9	6.75	851C	9/16	C2	SF	1/8	2	1/16	15.1	1/8	A1	SF	13/16	2	1/4	21.6	
9.0	9.4	7.25	901C	9/16	C2	SF	1/8	2	1/16	16.7	1/8	A2	SF	13/16	2	1/4	21.2	
9.5	9.9	7.68	951C	9/16	C2	SF	1/8	2	1/16	18.1	1/8	A2	SF	13/16	2	1/4	20.7	
10.0	10.4	8.25	1001C	9/16	C2	SF	1/8	2	1/16	19.1	1/8	A2	SF	13/16	2	1/4	24.4	
10.5	10.9	8.75	1051C	9/16	C2	SF	1/8	2	1/16	20.4	1/8	A3	SF	13/16	2	1/4	26.2	
11.0	11.4	9.25	1101C	9/16	C3	SF	1/8	2	1/16	18.4	1/8	A2	SF	13/16	2	1/4	22.5	
12.0	12.4	10.25	1201C	9/16	C3	SF	1/8	2	1/16	19.9	1/8	D3	SF	9/16	2	1/2	24.7	
13.0	13.4	11.25	1301C	9/16	C3	SF	1/8	2	1/16	21.5	1/8	D3	SF	9/16	2	1/2	26.9	
14.0	14.4	12.25	1401C	9/16	C3	SF	1/8	2	1/16	23.3	1/8	D3	SF	9/16	2	1/2	28.9	
16.0	16.4	14.12	1601C	9/16	C3	SF	1/8	2	1/16	26.5	1/8	D3	SF	9/16	2	1/2	35.2	
18.0	18.4	16.06	1801C	9/16	C3	SF	1/8	2	1/16	32.5	1/8	D3	SF	9/16	2	1/2	45.2	
20.0	20.4	18.06	2001C	9/16	C3	SF	1/8	2	1/16	34.8	1/8	D3	SF	9/16	2	1/2	45.1	
24.0	24.4	22.18	2401C	9/16	C3	SF	1/8	2	1/16	44.2	1/8	D3	SF	9/16	2	1/2	60.6	
27.0	27.4	25.06	-	-	-	-	-	-	-	-	2702C	3/4	C3	F	5/16	3-5/8	1/2	89.8
30.0	30.4	28.18	-	-	-	-	-	-	-	-	3002C	3/4	C3	F	5/16	3-5/8	1/2	114.8

Datum Dia.	O.D.	I.D.	Product No.	3 GROOVE							Product No.	4 GROOVE						
				F = 3-3/8								F = 4-3/8						
				E *	Type	Bush.	K	L	M	Wt.		E *	Type	Bush.	K	L	M	Wt.
5.0	5.4	3.25	503C	7/16	A1	SD	1-1/16	1-13/16	1-1/8	9.7	504C	15/16	A1	SD	1-9/16	1-13/16	1-5/8	11.3
5.6	6.0	3.75	563C	11/16	A1	SD	1-5/16	1-13/16	7/8	12.2	564C	15/16	A1	SD	1-9/16	1-13/16	1-5/8	13.9
6.0	6.4	4.68	603C	5/8	A1	SF	1-5/16	2	3/4	12.4	604C	7/8	A1	SF	1-9/16	2	1-1/2	13.9
7.0	7.4	5.25	703C	5/8	A1	SF	1-5/16	2	3/4	18.2	704C	7/8	A1	SF	1-9/16	2	1-1/2	20.3
7.5	7.9	5.75	753C	5/8	A1	SF	1-5/16	2	3/4	20.5	754C	7/8	A1	SF	1-9/16	2	1-1/2	23.5
8.0	8.4	6.25	803C	27/32	B1	E	1-3/4	2-5/8	3/32	27.6	804C	1-3/32	A1	E	2	2-5/8	21/32	30.9
8.5	8.9	6.75	853C	27/32	B1	E	1-3/4	2-5/8	3/32	30.6	854C	1-3/32	A1	E	2	2-5/8	21/32	34.2
9.0	9.4	7.25	903C	27/32	B1	E	1-3/4	2-5/8	3/32	33.8	904C	1-3/32	A1	E	2	2-5/8	21/32	37.6
9.5	9.9	7.68	953C	27/32	B1	E	1-3/4	2-5/8	3/32	37.5	954C	1-3/32	A1	E	2	2-5/8	21/32	39.8
10.0	10.4	8.25	1003C	27/32	B1	E	1-3/4	2-5/8	3/32	40.7	1004C	1-3/32	A1	E	2	2-5/8	21/32	45.8
10.5	10.9	8.75	1053C	27/32	B2	E	1-3/4	2-5/8	3/32	38.3	1054C	1-3/32	A2	E	2	2-5/8	21/32	42.8
11.0	11.4	9.25	1103C	27/32	B2	E	1-3/4	2-5/8	3/32	40.5	1104C	1-3/32	A2	E	2	2-5/8	21/32	45.3
12.0	12.4	10.25	1203C	27/32	B2	E	1-3/4	2-5/8	3/32	45.3	1204C	1-3/32	A2	E	2	2-5/8	21/32	50.5
13.0	13.4	11.25	1303C	27/32	B2	E	1-3/4	2-5/8	3/32	49.3	1304C	1-3/32	A2	E	2	2-5/8	21/32	56.3
14.0	14.4	12.25	1403C	27/32	B2	E	1-3/4	2-5/8	3/32	48.6	1404C	1-3/32	A3	E	2	2-5/8	21/32	57.6
16.0	16.4	14.12	1603C	27/32	B3	E	1-3/4	2-5/8	3/32	58.0	1604C	1-3/32	A3	E	2	2-5/8	21/32	67.1
18.0	18.4	16.06	1803C	27/32	B3	E	1-3/4	2-5/8	3/32	72.6	1804C	1-3/32	A3	E	2	2-5/8	21/32	82.7
20.0	20.4	18.06	2003C	3/32	A3	E	1	2-5/8	21/32	75.8	2004C	19/32	A3	E	1-1/2	2-5/8	1-5/32	90.5
24.0	24.4	22.06	2403C	3/32	A3	E	1	2-5/8	21/32	85.6	2404C	1/4	A3	F	1-5/16	3-5/8	1/2	110.8
27.0	27.4	25.06	2703C	1/4	C3	F	13/16	3-5/8	0	121.0	2704C	1/4	A3	F	1-5/16	3-5/8	1/2	138.0
30.0	30.4	28.18	3003C	1/4	C3	F	13/16	3-5/8	0	129.1	3004C	1/4	A3	F	1-5/16	3-5/8	1/2	150.1
36.0	36.4	34.12	3603C	1/4	C3	F	13/16	3-5/8	0	177.1	3604C	1/4	A3	F	1-5/16	3-5/8	1/2	211.1
44.0	44.4	41.88	4403C	1/4	C3	F	13/16	3-5/8	0	260.1	4404C	5/16	B3	J	1-9/16	4-1/2	7/16	296.5
50.0	50.4	48.00	5003C	1/4	C3	F	13/16	3-5/8	0	295.0	5004C	5/16	B3	J	1-9/16	4-1/2	7/16	335.0

* "E" Dimension varies according to shaft tolerance.

Weights for all Sure-Grip bushed items are approximate and include the bushing.

P.D. is same as O.D.



Type A

Type B

Type C

Type D

Sure-Grip Bushing dimensions — see section A1

Stock Classical (Conventional) Sheaves C

Dimensions

DIMENSIONS (In Inches)

Datum Dia.	O.D. ◆	I.D.	Product No.	5 GROOVE							Product No.	6 GROOVE						
				F = 5-3/8								F = 6-3/8						
				E *	Type	Bush.	K	L	M	Wt.		E *	Typr	Bush.	K	L	M	Wt.
6.0	6.6	4.68	605C	1-5/16	A1	SF	1-15/16	2	2-1/16	15.5	606C	1-5/16	A1	SF	1-15/16	2	3-1/16	17.0
7.0	7.4	5.25	705C	1-1/4	A1	SF	1-15/16	2	2-1/8	23.8	706C	1-1/4	A1	SF	1-15/16	2	3-1/8	26.6
7.5	7.9	5.75	755C	1-1/4	A1	SF	1-15/16	2	2-1/8	26.6	756C	1-1/4	A1	SF	1-15/16	2	3-1/8	29.6
8.0	8.4	6.25	805C	1-15/32	A1	E	2-3/8	2-5/8	1-9/32	36.0	806C	1-15/32	A1	E	2-1/8	2-3/8	2-9/32	37.5
8.5	8.9	6.75	855C	1-15/32	A1	E	2-3/8	2-5/8	1-9/32	37.7	856C	1-15/32	A1	E	2-1/8	2-3/8	2-9/32	41.3
9.0	9.4	7.25	905C	1-15/32	A1	E	2-3/8	2-5/8	1-9/32	41.4	906C	1-3/8	A1	F	2-7/16	3-5/8	1-3/8	53.4
9.5	9.9	7.68	955C	1-15/32	A1	E	2-3/8	2-5/8	1-9/32	46.0	956C	1-3/8	A1	F	2-7/16	3-5/8	1-3/8	59.5
10.0	10.4	8.24	1005C	1-15/32	A1	E	2-3/8	2-5/8	1-9/32	49.3	1006C	1-3/8	A1	F	2-7/16	3-5/8	1-3/8	66.1
10.5	10.9	8.75	1055C	1-15/32	A2	E	2-3/8	2-5/8	1-9/32	47.8	1056C	1-3/8	A1	F	2-7/16	3-5/8	1-3/8	70.4
11.0	11.4	9.25	1105C	1-15/32	A2	E	2-3/8	2-5/8	1-9/32	50.0	1106C	1-3/8	A1	F	2-7/16	3-5/8	1-3/8	76.6
12.0	12.4	10.25	1205C	1-15/32	A2	E	2-3/8	2-5/8	1-9/32	55.7	1206C	1-3/8	A2	F	2-7/16	3-5/8	1-3/8	72.9
13.0	13.4	11.25	1305C	1-15/32	A2	E	2-3/8	2-5/8	1-9/32	62.0	1306C	1-3/8	A2	F	2-7/16	3-5/8	1-3/8	80.4
14.0	14.4	12.25	1405C	1-15/32	A3	E	2-3/8	2-5/8	1-9/32	64.1	1406C	1-3/8	A3	F	2-7/16	3-5/8	1-3/8	83.4
16.0	16.4	14.12	1605C	1-15/32	A3	E	2-3/8	2-5/8	1-9/32	78.1	1606C	1-3/8	A3	F	2-7/16	3-5/8	1-3/8	98.1
18.0	18.4	16.06	1805C	1-15/32	A3	E	2-3/8	2-5/8	1-9/32	92.9	1806C	1-3/8	A3	F	2-7/16	3-5/8	1-3/8	108.7
20.0	20.4	18.12	2005C	1/4	A3	F	1-5/16	3-5/8	1-1/2	109.5	2006C	7/8	A3	F	1-15/16	3-5/8	1-7/8	120.2
24.0	24.4	22.06	2405C	1/4	A3	F	1-5/16	3-5/8	1-1/2	141.0	2406C	7/8	A3	F	1-15/16	3-5/8	1-7/8	132.5
27.0	27.4	25.06	2705C	1/4	A3	F	1-5/16	3-5/8	1-1/2	159.0	2706C	5/16	A3	J	1-9/16	4-1/2	1-9/16	190.0
30.0	30.4	28.18	3005C	1/4	A3	F	1-5/16	3-5/8	1-1/2	171.2	3006C	5/16	A3	J	1-9/16	4-1/2	1-9/16	214.5
36.0	36.4	34.12	3605C	5/16	A3	J	1-9/16	4-1/2	9/16	236.3	3606C	5/16	A3	J	1-9/16	4-1/2	1-9/16	280.5
44.0	44.4	41.88	4405C	5/16	A3	J	1-9/16	4-1/2	9/16	309.2	4406C	5/16	A3	J	1-9/16	4-1/2	1-9/16	347.5
50.0	50.4	48.00	5005C	5/16	A3	J	1-9/16	4-1/2	9/16	395.0	5006C	15/32	B3	M	1-15/16	6-3/4	27/32	485.0

Datum Dia.	O.D. ◆	I.D.	Product No.	7 GROOVE							Product No.	8 GROOVE						
				F = 7-3/8								F = 8-3/8						
				E *	Type	Bush.	K	L	M	Wt.		E *	Type	Bush.	K	L	M	Wt.
7.0	7.4	5.25	707C	2-1/4	A1	SF	2-15/16	2	3-1/8	29.4	708C	2-7/16	A1	SF	3-1/8	2	3-15/16	32.2
8.0	8.4	6.25	807C	2-11/32	A1	E	3-1/4	2-5/8	2-13/32	40.9	808C	2-11/32	A1	E	3-1/4	2-5/8	3-13/32	44.2
8.5	8.9	6.75	857C	2-11/32	A1	E	3-1/4	2-5/8	2-13/32	44.8	858C	2-11/32	A1	E	3-1/4	2-5/8	3-13/32	48.4
9.0	9.4	7.25	907C	2-1/4	A1	F	3-5/16	3-5/8	1-1/2	57.1	908C	2-1/4	A1	F	3-5/16	3-5/8	2-1/2	60.9
9.5	9.9	7.68	957C	2-1/4	A1	F	3-5/16	3-5/8	1-1/2	63.7	958C	2-1/4	A1	F	3-5/16	3-5/8	2-1/2	68.0
10.0	10.4	8.24	1007C	2-1/4	A1	F	3-5/16	3-5/8	1-1/2	68.7	1008C	2-1/4	A1	F	3-5/16	3-5/8	2-1/2	75.1
10.5	10.9	8.75	1057C	2-1/4	A1	F	3-5/16	3-5/8	1-1/2	74.9	1058C	2-1/4	A1	F	3-5/16	3-5/8	2-1/2	79.4
11.0	11.4	9.25	1107C	2-1/4	A1	F	3-5/16	3-5/8	1-1/2	81.3	1108C	2-1/4	A1	F	3-5/16	3-5/8	2-1/2	86.0
12.0	12.4	10.25	1207C	2-1/4	A2	F	3-5/16	3-5/8	1-1/2	78.1	1208C	2-1/4	A2	F	3-5/16	3-5/8	2-1/2	83.3
13.0	13.4	11.25	1307C	2-1/4	A2	F	3-5/16	3-5/8	1-1/2	86.0	1308C	2-1/4	A2	F	3-5/16	3-5/8	2-1/2	91.7
14.0	14.4	12.25	1407C	2-1/4	A2	F	3-5/16	3-5/8	1-1/2	92.2	1408C	2-1/4	A2	F	3-5/16	3-5/8	2-1/2	100.8
16.0	16.4	14.12	1607C	2-1/4	A2	F	3-5/16	3-5/8	1-1/2	111.1	1608C	2-1/4	A2	F	3-5/16	3-5/8	2-1/2	119.0
18.0	18.4	16.06	1807C	2-1/4	A3	F	3-5/16	3-5/8	1-1/2	124.3	1808C	2-1/4	A3	F	3-5/16	3-5/8	2-1/2	133.7
20.0	20.4	18.12	2007C	5/16	A3	J	1-9/16	4-1/2	2-9/16	155.3	2008C	5/16	A3	J	1-9/16	4-1/2	3-9/16	162.0
24.0	24.4	22.06	2407C	5/16	A3	J	1-9/16	4-1/2	2-9/16	184.5	2408C	5/16	A3	J	1-9/16	4-1/2	3-9/16	189.4
27.0	27.4	25.06	2707C	5/16	A3	J	1-9/16	4-1/2	2-9/16	211.8	2708C	5/16	A3	J	1-9/16	4-1/2	3-9/16	242.3
30.0	30.4	28.18	3007C	5/16	A3	J	1-9/16	4-1/2	2-9/16	236.8	3008C	5/16	A3	J	1-9/16	4-1/2	3-9/16	256.0
36.0	36.4	34.12	3607C	5/16	A3	J	1-9/16	4-1/2	2-9/16	300.5	3608C	15/32	A3	M	1-15/16	6-3/4	1-5/32	406.0
44.0	44.4	41.97	4407C	15/32	A3	M	1-15/16	6-3/4	5/32	484.0	4408C	15/32	A3	M	1-15/16	6-3/4	1-5/32	510.0
50.0	50.4	48.00	5007C	15/32	A3	M	1-15/16	6-3/4	5/32	563.0	5008C	15/32	A3	M	1-15/16	6-3/4	1-5/32	600.0

* "E" Dimension varies according to shaft tolerance.

Weights for all Sure-Grip bushed items are approximate and include the bushing.

◆ P.D. is same as O.D.

Sure-Grip Bushing dimensions — see section A1

Stock Classical (Conventional) Sheaves C

Dimensions

DIMENSIONS (In Inches)

Datum Dia.	O.D. ♦	I.D.	Product No.	9 GROOVE							Product No.	10 GROOVE						
				F = 9-3/8								F = 10-3/8						
				E *	Type	Bush.	K	L	M	Wt.		E *	Type	Bush.	K	L	M	Wt.
8.0	8.4	6.25	809C	2-11/32	A1	E	3-1/4	2-5/8	4-13/32	47.5	8010C	2-11/32	A1	E	3-1/4	2-5/8	5-13/32	50.8
8.5	8.9	6.75	859C	2-11/32	A1	E	3-1/4	2-5/8	4-13/32	51.9	8510C	2-11/32	A1	E	3-1/4	2-5/8	5-13/32	55.5
9.0	9.4	7.25	909C	2-5/16	A1	J	3-9/16	4-1/2	2-9/16	71.0	9010C	2-5/16	A1	J	3-9/16	4-1/2	3-9/16	74.5
9.5	9.9	7.68	959C	2-5/16	A1	J	3-9/16	4-1/2	2-9/16	79.6	9510C	2-5/16	A1	J	3-9/16	4-1/2	3-9/16	83.8
10.0	10.4	8.24	1009C	2-5/16	A1	J	3-9/16	4-1/2	2-9/16	85.9	10010C	2-5/16	A1	J	3-9/16	4-1/2	3-9/16	90.1
10.5	10.9	8.75	1059C	2-5/16	A1	J	3-9/16	4-1/2	2-9/16	93.7	10510C	2-5/16	A1	J	3-9/16	4-1/2	3-9/16	98.2
11.0	11.4	9.25	1109C	2-5/16	A1	J	3-9/16	4-1/2	2-9/16	101.9	11010C	2-5/16	A1	J	3-9/16	4-1/2	3-9/16	106.6
12.0	12.4	10.25	1209C	2-5/16	A1	J	3-9/16	4-1/2	2-9/16	119.1	12010C	2-5/16	A1	J	3-9/16	4-1/2	3-9/16	124.4
13.0	13.4	11.25	1309C	2-5/16	A2	J	3-9/16	4-1/2	2-9/16	111.9	13010C	2-5/16	A2	J	3-9/16	4-1/2	3-9/16	117.6
14.0	14.4	12.25	1409C	2-5/16	A2	J	3-9/16	4-1/2	2-9/16	120.5	14010C	2-5/16	A2	J	3-9/16	4-1/2	3-9/16	126.8
16.0	16.4	14.12	1609C	2-5/16	A2	J	3-9/16	4-1/2	2-9/16	146.2	16010C	2-5/16	A2	J	3-9/16	4-1/2	3-9/16	157.3
18.0	18.4	16.06	1809C	2-5/16	A3	J	3-9/16	4-1/2	2-9/16	155.3	18010C	2-5/16	A3	J	3-9/16	4-1/2	3-9/16	164.7
20.0	20.4	18.12	2009C	1-13/16	A3	J	3-1/16	4-1/2	3-1/16	175.2	20010C	2-5/16	A3	J	3-9/16	4-1/2	3-9/16	185.7
24.0	24.4	22.06	2409C	1-13/16	A3	J	3-1/16	4-1/2	3-1/16	207.7	24010C	15/32	A3	M	1-15/16	6-3/4	3-5/32	297.8
27.0	27.4	25.06	2709C	1-13/16	A3	J	3-1/16	4-1/2	3-1/16	242.8	-	-	-	-	-	-	-	-
30.0	30.4	28.18	3009C	15/32	A3	M	1-15/16	6-3/4	2-5/32	351.5	30010C	15/32	A3	M	1-15/16	6-3/4	3-5/32	366.8
36.0	36.4	34.12	3609C	15/32	A3	M	1-15/16	6-3/4	2-5/32	425.0	36010C	15/32	A3	M	1-15/16	6-3/4	3-5/32	445.0
44.0	44.4	42.12	4409C	15/32	A3	M	1-15/16	6-3/4	2-5/32	535.0	44010C	15/32	A3	M	1-15/16	6-3/4	3-5/32	595.0
50.0	50.4	48.00	5009C	15/32	A3	M	1-15/16	6-3/4	2-5/32	623.0	50010C	15/32	A3	M	1-15/16	6-3/4	3-5/32	695.0

Datum Dia.	O.D. ♦	I.D.	Product No.	12 GROOVE						
				F = 12-3/8						
				E *	Type	Bsuh.	K	L	M	Wt.
9.0	9.4	7.25	9012C	2-13/16	A1	J	4-1/16	4-1/2	5-1/16	81.5
9.5	9.9	7.68	9512C	2-13/16	A1	J	4-1/16	4-1/2	5-1/16	92.2
10.0	10.4	8.25	10012C	2-13/16	A1	J	4-1/16	4-1/2	5-1/16	98.6
10.5	10.9	8.75	10512C	2-13/16	A1	J	4-1/16	4-1/2	5-1/16	107.2
11.0	11.4	9.25	11012C	2-13/16	A1	J	4-1/16	4-1/2	5-1/16	116.1
12.0	12.4	10.25	12012C	2-13/16	A1	J	4-1/16	4-1/2	5-1/16	134.8
13.0	13.4	11.25	13012C	2-13/16	A1	J	4-1/16	4-1/2	5-1/16	159.5
14.0	14.4	12.25	14012C	2-13/16	A1	J	4-1/16	4-1/2	5-1/16	143.3
16.0	16.4	14.12	16012C	2-13/16	A2	J	4-1/16	4-1/2	5-1/16	169.5
18.0	18.4	16.06	18012C	2-13/16	A3	J	4-1/16	4-1/2	5-1/16	188.0
20.0	20.4	18.06	20012C	15/32	A2	M	1-15/16	6-3/4	5-5/32	292.1
24.0	24.4	22.18	24012C	15/32	A3	M	1-15/16	6-3/4	5-5/32	360.9
30.0	30.4	28.12	30012C	15/32	A3	M	1-15/16	6-3/4	5-5/32	397.4
36.0	36.4	34.12	36012C	15/32	A3	M	1-15/16	6-3/4	5-5/32	483.0
44.0	44.4	42.12	44012C	15/32	A3	M	1-15/16	6-3/4	5-5/32	645.0
50.0	50.4	48.00	50012C	15/32	A3	M	1-15/16	6-3/4	5-5/32	755.0

* "E" Dimension varies according to shaft tolerance.

Weights for all Sure-Grip bushed items are approximate and include the bushing.

♦ P.D. is same as O.D.

Sure-Grip Bushing dimensions — see section A1

Stock Classical (Conventional) Sheaves D

Dimensions

These Classical Sheaves are designed to carry the loads of all belts shown in this catalog and other similarly rated V-Belts. For special higher rated V-Belts, consult Wood's Application Engineering Department for recommendations.

The sheaves listed below are all stock sizes. The dimensions given are with the Sure-Grip bushing in place. The figure following the letter in the "Type" column indicates the sheave construction: 1-Solid; 2-Web, 3-Arms.

DIMENSIONS (In Inches)

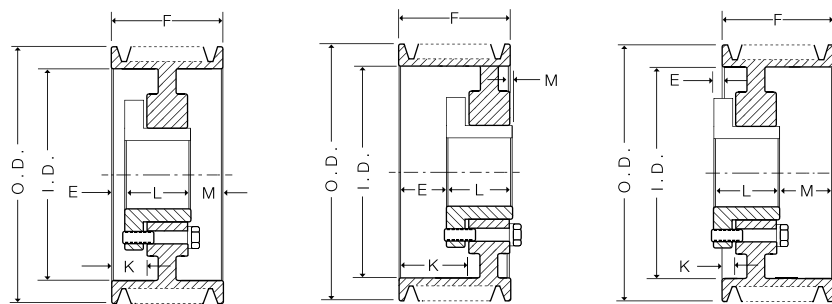
Datum Dia.	O.D. \blacklozenge	I.D.	Product No.	3 GROOVE							Product No.	4 GROOVE						
				F = 4-5/8								F = 6-1/16						
				E *	Type	Bush.	K	L	M	Wt.		E *	Type	Bsuh.	K	L	M	Wt.
12.0	12.6	9.75	1203D	7/16	A2	F	1-1/2	3-5/8	9/16	69.6	1204D	1-1/4	A2	F	2-5/16	3-5/8	1-3/16	79.5
13.0	13.6	10.75	1303D	7/16	A2	F	1-1/2	3-5/8	9/16	73.4	1304D	1-1/4	A2	F	2-5/16	3-5/8	1-3/16	85.2
13.5	14.1	11.25	1353D	7/16	A2	F	1-1/2	3-5/8	9/16	76.6	1354D	1-1/4	A2	F	2-5/16	3-5/8	1-3/16	89.1
14.0	14.6	11.75	1403D	7/16	A2	F	1-1/2	3-5/8	9/16	79.8	1404D	1-1/4	A2	F	2-5/16	3-5/8	1-3/16	93.1
14.5	15.1	12.25	1453D	7/16	A2	F	1-1/2	3-5/8	9/16	83.2	1454D	1-1/4	A2	F	2-5/16	3-5/8	1-3/16	97.2
15.0	15.6	12.75	1503D	7/16	A2	F	1-1/2	3-5/8	9/16	89.3	1504D	1-1/4	A2	F	2-5/16	3-5/8	1-3/16	101.3
15.5	16.1	13.25	1553D	7/16	A2	F	1-1/2	3-5/8	9/16	90.7	1554D	1-1/4	A2	F	2-5/16	3-5/8	1-3/16	103.2
16.0	16.6	13.75	1603D	7/16	A2	F	1-1/2	3-5/8	9/16	94.6	1604D	1-1/4	A2	F	2-5/16	3-5/8	1-3/16	107.5
17.0	17.6	14.75	-	-	-	-	-	-	-	-	1704D	1-5/16	A2	J	2-9/16	4-1/2	1/4	144.9
18.0	18.6	15.62	1803D	1/16	D3	J	1-3/16	4-1/2	3/16	124.9	1804D	1-5/16	A2	J	2-9/16	4-1/2	1/4	144.9
20.0	20.6	17.50	-	-	-	-	-	-	-	-	2004D	5/16	A3	J	1-9/16	4-1/2	1-1/4	151.3
22.0	22.6	19.44	2203D	1/16	D3	J	1-3/16	4-1/2	3/16	139.5	2204D	5/16	A3	J	1-9/16	4-1/2	1-1/4	174.5
24.0	24.6	21.44	2403D	1/16	D3	J	1-3/16	4-1/2	3/16	153.5	2404D	5/16	A3	J	1-9/16	4-1/2	1-1/4	188.5
27.0	27.6	24.25	2703D	1/16	D3	J	1-3/16	4-1/2	3/16	179.5	2704D	5/16	A3	J	1-9/16	4-1/2	1-1/4	209.5
33.0	33.6	30.18	3303D	1/16	D3	J	1-3/16	4-1/2	3/16	226.5	3304D	15/32	B3	M	1-15/16	6-3/8	1-5/32	341.0
40.0	40.6	37.18	4003D	1/16	D3	J	1-3/16	4-1/2	3/16	272.5	4004D	15/32	B3	M	1-15/16	6-3/4	1-5/32	435.0

Datum Dia.	O.D. \blacklozenge	I.D.	Product No.	5 GROOVE							
				F = 7-1/2							
				E *	Type	Bush.	K	L	M	Wt.	
12.0	12.6	9.75	1205D	2	A1	F	3-1/16	3-5/8	1-7/8	100.1	
13.0	13.6	10.75	1305D	2	A2	F	3-1/16	3-5/8	1-7/8	95.5	
13.5	14.1	11.25	1355D	2	A2	F	3-1/16	3-5/8	1-7/8	99.8	
14.0	14.6	11.75	1405D	2	A2	F	3-1/16	3-5/8	1-7/8	106.8	
14.5	15.1	12.25	1455D	2	A2	F	3-1/16	3-5/8	1-7/8	111.2	
15.0	15.6	12.75	1505D	2	A2	F	3-1/16	3-5/8	1-7/8	116.1	
15.5	16.1	13.25	1555D	2	A2	F	3-1/16	3-5/8	1-7/8	118.4	
16.0	16.6	13.75	1605D	2	A2	F	3-1/16	3-5/8	1-7/8	123.5	
17.0	17.6	14.75	1705D	2-1/16	A2	J	3-5/16	4-1/2	15/16	144.1	
18.0	18.6	15.62	1805D	2-1/16	A2	J	3-5/16	4-1/2	15/16	160.9	
20.0	20.6	17.50	2005D	5/16	A3	J	1-9/16	4-1/2	2-11/16	170.5	
22.0	22.6	19.44	2205D	5/16	A3	J	1-9/16	4-1/2	2-11/16	191.5	
24.0	24.6	21.44	2405D	5/16	A3	J	1-9/16	4-1/2	2-11/16	210.5	
27.0	27.6	24.38	2705D	15/32	A3	M	1-15/16	6-3/4	9/32	320.0	
33.0	33.6	30.18	3305D	15/32	A3	M	1-15/16	6-3/4	9/32	373.0	
40.0	40.6	37.18	4005D	15/32	A3	M	1-15/16	6-3/4	9/32	469.0	
48.0	48.6	45.06	4805D	15/32	A3	M	1-15/16	6-3/4	9/32	591.0	
58.0	58.6	55.06	5805D	15/32	A3	M	1-15/16	6-3/4	9/32	715.0	

* "E" Dimension varies according to shaft tolerance.

Weights for all Sure-Grip bushed items are approximate and include the bushing.

\blacklozenge P.D. is same as O.D.



Type A

Type B

Type D

Sure-Grip Bushing dimensions — see section A1

Stock Classical (Conventional) Sheaves D

Dimensions

DIMENSIONS (In Inches)

Datum Dia.	O.D. ◆	I.D.	Product No.	6 GROOVE							Product No.	8 GROOVE						
				F = 8-15/16								F = 11-13/16						
				E *	Type	Bush.	K	L	M	Wt.		E *	Type	Bush.	K	L	M	Wt.
12.0	12.6	9.75	1206D	2-1/16	A1	J	3-5/16	4-1/2	2-3/8	121.9	1208D	2-5/16	A1	J	3-9/16	4-1/2	5	140.5
13.0	13.6	10.75	1306D	2-1/16	A2	J	3-5/16	4-1/2	2-3/8	120.3	1308D	2-5/16	A1	J	3-9/16	4-1/2	5	163.5
13.5	14.1	11.25	1356D	2-1/16	A2	J	3-5/16	4-1/2	2-3/8	125.8	1358D	2-5/16	A1	J	3-9/16	4-1/2	5	176.5
14.0	14.6	11.75	1406D	2-1/16	A2	J	3-5/16	4-1/2	2-3/8	131.4	1408D	2-5/16	A2	J	3-9/16	4-1/2	5	157.5
14.5	15.1	12.25	1456D	2-1/16	A2	J	3-5/16	4-1/2	2-3/8	137.1	1458D	2-5/16	A2	J	3-9/16	4-1/2	5	167.5
15.0	15.6	12.75	1506D	2-1/16	A2	J	3-5/16	4-1/2	2-3/8	142.9	1508D	2-5/16	A2	J	3-9/16	4-1/2	5	170.5
15.5	16.1	13.25	1556D	2-1/16	A2	J	3-5/16	4-1/2	2-3/8	148.9	1558D	2-5/16	A2	J	3-9/16	4-1/2	5	175.2
16.0	16.6	13.75	1606D	2-1/16	A2	J	3-5/16	4-1/2	2-3/8	155.0	1608D	2-5/16	A2	J	3-9/16	4-1/2	5	182.3
17.0	17.6	14.75	1706D	2-1/16	A2	J	3-5/16	4-1/2	2-3/8	161.3	1708D	2-5/16	A2	vyv	3-9/16	4-1/2	5	192.3
18.0	18.6	15.62	1806D	2-1/16	A2	J	3-5/16	4-1/2	2-3/8	180.9	1808D	2-15/32	A2	M	3-15/16	6-3/4	2-19/32	276.7
20.0	20.6	17.50	2006D	2-1/16	A3	J	3-5/16	4-1/2	2-3/8	189.6	2008D	2-15/32	A2	M	3-15/16	6-3/4	2-19/32	306.0
22.0	22.6	19.44	2206D	15/32	A3	M	1-15/16	6-3/4	1-23/32	281.0	2208D	15/32	A3	M	1-15/16	6-3/4	4-19/32	342.0
24.0	24.6	21.44	2406D	15/32	A3	M	1-15/16	6-3/4	1-23/32	306.0	-	-	-	-	-	-	-	-
27.0	27.6	24.38	2706D	15/32	A3	M	1-15/16	6-3/4	1-23/32	346.0	2708D	15/32	A3	M	1-15/16	6-3/4	4-19/32	406.0
33.0	33.6	30.18	3306D	15/32	A3	M	1-15/16	6-3/4	1-23/32	419.0	3308D	15/32	A3	M	1-15/16	6-3/4	4-19/32	488.0
40.0	40.6	37.18	4006D	15/32	A3	M	1-15/16	6-3/4	1-23/32	510.0	4008D	9/16	A3	N	2-1/4	8-1/8	3-1/8	657.0
48.0	48.6	45.06	4806D	15/32	A3	M	1-15/16	6-3/4	1-23/32	667.0	4808D	9/16	A3	N	2-1/4	8-1/8	3-1/8	820.0
58.0	58.6	55.06	5806D	9/16	A3	N	2-1/4	8-1/8	1/4	889.0	5808D	9/16	A3	N	2-1/4	8-1/8	3-1/8	1088.0

Datum Dia.	O.D. ◆	I.D.	Product No.	10 GROOVE							Product No.	12 GROOVE						
				F = 14-11/16								F = 17-9/16						
				E *	Type	Bush.	K	L	M	Wt.		E *	Type	Bush.	K	L	M	Wt.
12.0	12.6	9.75	12010D	2-15/32	A1	M	3-15/16	6-3/4	5-15/32	197.0	12012D	3-15/32	A1	M	4-15/16	6-3/4	7-11/32	210.9
13.0	13.6	10.75	13010D	2-15/32	A1	M	3-15/16	6-3/4	5-15/32	223.8	13012D	3-15/32	A1	M	4-15/16	6-3/4	7-11/32	244.3
13.5	14.1	11.25	13510D	2-15/32	A1	M	3-15/16	6-3/4	5-15/32	240.1	13512D	3-15/32	A1	M	4-15/16	6-3/4	7-11/32	261.4
14.0	14.6	11.69	14010D	2-15/32	A1	M	3-15/16	6-3/4	5-15/32	263.0	14012D	3-15/32	A1	M	4-15/16	6-3/4	7-11/32	279.1
14.5	15.1	12.25	14510D	2-15/32	A1	M	3-15/16	6-3/4	5-15/32	274.1	14512D	3-15/32	A1	M	4-15/16	6-3/4	7-11/32	297.2
15.0	15.6	12.75	15010D	2-15/32	A1	M	3-15/16	6-3/4	5-15/32	291.9	15012D	3-15/32	A1	M	4-15/16	6-3/4	7-11/32	315.9
15.5	16.1	13.25	15510D	2-15/32	A1	M	3-15/16	6-3/4	5-15/32	310.2	15512D	3-15/32	A1	M	4-15/16	6-3/4	7-11/32	335.1
16.0	16.6	13.69	16010D	2-15/32	A2	M	3-15/16	6-3/4	5-15/32	297.0	16012D	3-15/32	A2	M	4-15/16	6-3/4	7-11/32	313.6
17.0	17.6	14.69	17010D	2-15/32	A2	M	3-15/16	6-3/4	5-15/32	305.0	17012D	3-15/32	A2	M	4-15/16	6-3/4	7-11/32	323.3
18.0	18.6	15.62	18010D	2-15/32	A2	M	3-15/16	6-3/4	5-15/32	310.9	18012D	3-15/32	A2	M	4-15/16	6-3/4	7-11/32	351.1
20.0	20.6	17.50	20010D	2-15/32	A2	M	3-15/16	6-3/4	5-15/32	346.2	20012D	3-15/32	A2	M	4-15/16	6-3/4	7-11/32	386.3
22.0	22.6	19.44	22010D	1-15/32	A3	M	2-15/16	6-3/4	6-15/32	391.0	22012D	2-15/32	A3	M	3-15/16	6-3/4	8-11/32	426.0
27.0	27.6	24.38	27010D	1-15/32	A3	M	2-15/16	6-3/4	6-15/32	459.0	27012D	2-9/16	A3	N	4-1/4	8-1/8	6-7/8	572.0
33.0	33.6	30.18	33010D	1-9/16	A3	N	3-1/4	8-1/8	5	690.0	33012D	2-9/16	A3	N	4-1/4	8-1/8	6-7/8	705.0
40.0	40.6	37.18	40010D	1-9/16	A3	N	3-1/4	8-1/8	5	813.0	40012D	3/4	A3	P	2-5/8	9-3/8	7-7/16	957.0
48.0	48.6	45.06	48010D	3/4	A3	P	2-5/8	9-3/8	4-9/16	1132.0	48012D	3/4	A3	P	2-5/8	9-3/8	7-7/16	1287.0
58.0	58.6	55.06	58010D	3/4	A3	P	2-5/8	9-3/8	4-9/16	1301.0	58012D	3/4	A3	P	2-5/8	9-3/8	7-7/16	1493.0

* "E" Dimension varies according to shaft tolerance.

Weights for all Sure-Grip bushed items are approximate and include the bushing.

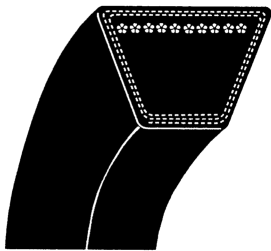
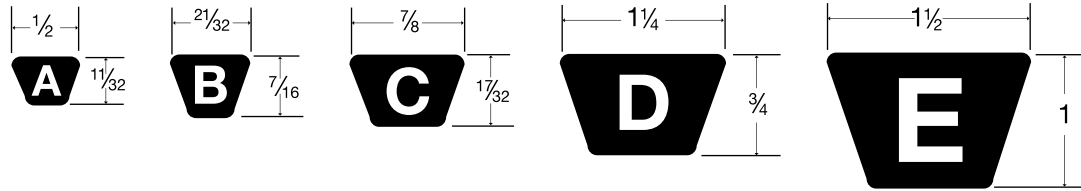
◆ P.D. is same as O.D.

Sure-Grip Bushing dimensions — see section A1

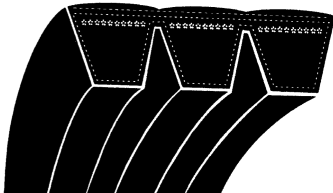
Classical (Conventional) V-Belt

Features

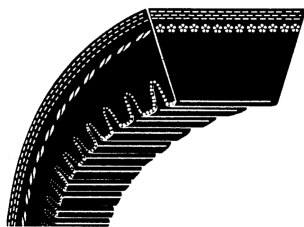
The Classical (also known as Conventional) V-belts include five cross sections . . . A, B, C, D, and E. These sections are a continuing development of the original V-belts of the 1930's. A, B, C, and D belts are available in wrapped or cog construction and all are static conducting, and oil and heat resistant. **Note: E section V-belts are available for replacement on existing drives, but are not recommended for new drive designs.**



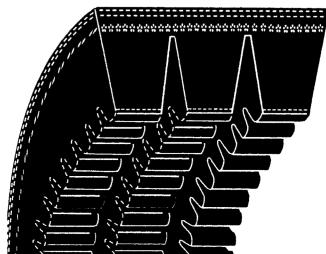
Classical V-belts . . . are the finest wrapped belts in industry and are designed to provide premium performance at standard prices. The belts have a specially constructed cover fabric for optimum flexibility and abrasion resistant characteristics. Belts perform their best when operating on sheave diameters no smaller than RMA/MPTA recommended: A = 3.0, B = 5.4, C = 9.0, D = 13.0, and E = 21.0.



Classical Banded V-belts . . . all the same features of the standard wrapped belt, but with the added benefit of multiple belts in a single belt. Should be considered for those problem drives where long center distance, vibration, pulsating or shock loads cause individual belts to whip, turn over, or jump out of sheave grooves. B and C belts available in 2 thru 5 ribs and D belts available in 3 thru 5 ribs.



Classical Cog V-belts . . . premium raw edge, cog construction. On average, 30% higher horsepower rating than standard wrapped belts. The molded cogs offer greater flexibility and better heat dissipation, especially on those punishing drives where bending stresses created by sub-minimum diameter sheaves dramatically reduce the life of standard belts.



Classical Cog Banded V-belts . . . same raw edge, cog construction as the individual belt. Can be used on those same problem applications as the standard, wrapped Classical belt. Available in BX and CX belts in 2 thru 5 ribs.

Warning: Do not mix raw edge cog and wrapped construction belts on the same drive.

Classical (Conventional) V-Belts

Dimensions

AP Belts

Product No.	Datum Length	Weight
AP21	22.3	.2
AP22	23.3	.2
AP23	24.3	.2
AP24	25.3	.2
AP26	27.3	.2
AP27	28.3	.2
AP28	29.3	.2
AP29	30.3	.2
AP30	31.3	.2
AP31	32.3	.2
AP33	34.3	.2
AP34	35.3	.2
AP35	36.3	.2
AP36	37.3	.2
AP37	38.3	.2
AP38	39.3	.2
AP39	40.3	.3
AP40	41.3	.3
AP41	42.3	.3
AP42	43.3	.3
AP43	44.3	.3
AP44	45.3	.3
AP45	46.3	.3
AP46	47.3	.3
AP47	48.3	.3
AP48	49.3	.3
AP49	50.3	.3
AP50	51.3	.3
AP51	52.3	.3
AP52	53.3	.3

Product No.	Datum Length	Weight
AP53	54.3	.3
AP54	55.3	.4
AP55	56.3	.4
AP56	57.3	.4
AP57	58.3	.4
AP58	59.3	.4
AP59	60.3	.4
AP60	61.3	.4
AP61	62.3	.4
AP62	63.3	.4
AP63	64.3	.4
AP64	65.3	.4
AP65	66.3	.4
AP66	67.3	.5
AP67	68.3	.5
AP68	69.3	.5
AP69	70.3	.5
AP70	71.3	.5
AP71	72.3	.5
AP72	73.3	.5
AP73	74.3	.5
AP74	75.3	.5
AP75	76.3	.5
AP76	77.3	.5
AP77	78.3	.5
AP78	79.3	.6
AP79	80.3	.6
AP80	81.3	.6
AP81	82.3	.6
AP82	83.3	.6

Product No.	Datum Length	Weight
AP83	84.3	.6
AP84	85.3	.6
AP85	86.3	.6
AP86	87.3	.6
AP87	88.3	.6
AP88	89.3	.6
AP89	90.3	.6
AP90	91.3	.6
AP91	92.3	.6
AP92	93.3	.6
AP93	94.3	.6
AP94	95.3	.7
AP95	96.3	.7
AP96	97.3	.7
AP97	98.3	.7
AP98	99.3	.7
AP100	101.3	.7
AP103	104.3	.7
AP105	106.3	.7
AP110	111.3	.7
AP112	113.3	.8
AP120	121.3	.8
AP128	129.3	.9
AP136	137.3	1.0
AP144	145.3	1.0
AP158	159.3	1.1
AP173	174.3	1.2
AP180	181.3	1.3

OUTSIDE LENGTH "AP" BELTS EQUALS DATUM LENGTH +1".
 OUTSIDE LENGTH "BP" BELTS EQUALS DATUM LENGTH +1".

Classical (Conventional) V-Belts

Dimensions

BP Belts

Product No.	Datum Length	Weight	Product No.	Datum Length	Weight	Product No.	Datum Length	Weight	Product No.	Datum Length	Weight
BP32	33.8	0.3	BP60	61.8	0.6	BP85	86.8	0.9	BP126	127.8	1.4
BP34	35.8	0.4	BP61	62.8	0.6	BP86	87.8	0.9	BP128	129.8	1.4
BP35	36.8	0.4	BP62	63.8	0.6	BP87	88.8	0.9	BP133	134.8	1.4
BP36	37.8	0.4	BP63	64.8	0.7	BP88	89.8	1	BP136	137.8	1.5
BP39	40.8	0.4	BP64	65.8	0.7	BP89	90.8	1	BP140	141.8	1.5
BP40	41.8	0.4	BP65	66.8	0.7	BP90	91.8	1	BP144	145.8	1.6
BP41	42.8	0.4	BP66	67.8	0.7	BP91	92.8	1	BP148	149.8	1.6
BP42	43.8	0.4	BP67	68.8	0.7	BP92	93.8	1	BP150	151.8	1.6
BP43	44.8	0.4	BP68	69.8	0.7	BP93	94.8	1	BP154	155.8	1.7
BP44	45.8	0.5	BP69	70.8	0.7	BP94	95.8	1	BP158	159.8	1.7
BP45	46.8	0.5	BP70	71.8	0.7	BP95	96.8	1	BP162	163.8	1.8
BP46	47.8	0.5	BP71	72.8	0.7	BP96	97.8	1	BP173	174.8	1.9
BP47	48.8	0.5	BP72	73.8	0.8	BP97	98.8	1.1	BP180	181.8	2
BP48	49.8	0.5	BP73	74.8	0.8	BP98	99.8	1.1	BP191	192.8	2.1
BP49	50.8	0.5	BP74	75.8	0.8	BP99	100.8	1.1	BP195	196.8	2.1
BP50	51.8	0.5	BP75	76.8	0.8	BP100	101.8	1.1	BP210	211.8	2.3
BP51	52.8	0.5	BP76	77.8	0.8	BP103	104.8	1.1	BP225	225.3	2.4
BP52	53.8	0.5	BP77	78.8	0.8	BP105	106.8	1.1	BP240	240.3	2.6
BP53	54.8	0.6	BP78	79.8	0.9	BP106	107.8	1.1	BP255	255.3	2.8
BP54	55.8	0.6	BP79	80.8	0.9	BP108	109.8	1.2	BP270	270.3	2.9
BP55	56.8	0.6	BP80	81.8	0.9	BP112	113.8	1.2	BP285	285.3	3.1
BP56	57.8	0.6	BP81	82.8	0.9	BP116	117.8	1.3	BP300	300.3	3.2
BP57	58.8	0.6	BP82	83.8	0.9	BP120	121.8	1.3	BP315	315.3	3.4
BP58	59.8	0.6	BP83	84.8	0.9	BP123	124.8	1.3	BP360	360.3	3.9
BP59	60.8	0.6	BP84	85.8	0.9	BP124	125.8	1.3			

CP Belts

Product No.	Datum Length	Weight	Product No.	Datum Length	Weight
CP51	53.9	1.0	CP158	160.9	2.9
CP55	57.9	1.1	CP162	164.9	3.0
CP60	62.9	1.2	CP173	175.9	3.2
CP68	70.9	1.4	CP180	182.9	3.3
CP72	74.9	1.4	CP195	197.9	3.5
CP75	77.9	1.4	CP210	212.9	3.8
CP78	80.9	1.5	CP225	225.9	4.0
CP81	83.9	1.5	CP240	240.9	4.3
CP85	87.9	1.6	CP255	255.9	4.6
CP90	92.9	1.7	CP270	270.9	4.9
CP96	98.9	1.8	CP285	285.9	5.1
CP100	102.9	1.9	CP300	300.9	5.4
CP101	103.9	1.9	CP315	315.9	5.7
CP105	107.9	1.9	CP330	330.9	6.0
CP109	111.9	2.0	CP345	345.9	6.2
CP111	113.9	2.0	CP360	360.9	6.8
CP112	114.9	2.1	CP390	390.9	7.1
CP115	117.9	2.1	CP420	420.9	7.6
CP120	122.9	2.2			
CP124	126.9	2.3			
CP128	130.9	2.4			
CP136	138.9	2.5			
CP144	146.9	2.7			
CP148	150.9	2.7			
CP150	152.9	2.8			

DP Belts

Product No.	Datum Length	Weight
DP105	108.3	4.3
DP120	123.3	4.4
DP128	131.3	4.7
DP144	147.3	5.3
DP158	161.3	5.8
DP162	165.3	6.0
DP173	176.3	6.3
DP180	183.3	6.5
DP195	198.3	7.1
DP210	213.3	7.6
DP225	225.8	8.1
DP240	240.8	8.6
DP255	255.8	9.2
DP270	270.8	9.7
DP285	285.8	10.2
DP300	300.8	10.7
DP315	315.8	11.3
DP330	330.8	11.8
DP345	345.8	12.4
DP360	360.8	12.9
DP390	390.8	14.0
DP420	420.8	15.0
DP450	450.8	16.2
DP480	480.8	16.7
DP540	540.8	17.8
DP600	600.8	22.2
DP660	660.8	24.4

EP Belts

Product No.	Datum Length	Weight
EP144	148.5	8.1
EP180	184.5	10.1
EP195	199.5	10.9
EP210	214.5	11.7
EP225	229.5	12.4
EP240	241.5	13.2
EP270	271.0	14.8
EP300	301.0	16.4
EP330	331.0	18.1
EP360	361.0	19.7
EP390	391.0	21.4
EP420	421.0	23.0
EP480	481.0	26.3
EP540	541.0	29.6
EP600	601.0	32.8
EP660	661.0	36.1

OUTSIDE LENGTH "CP" BELTS EQUALS DATUM LENGTH +2".
 OUTSIDE LENGTH "DP" BELTS EQUALS DATUM LENGTH +2".

Classical (Conventional) Banded V-Belts

Dimensions

BP Banded Belts

Product No.	Datum Length	Weight Lbs.	Product No.	Datum Length	Weight Lbs.	Product No.	Datum Length	Weight Lbs.	Product No.	Datum Length	Weight Lbs.
2RBP35	36.8	1.0	2RBP62	63.8	1.7	2RBP83	84.8	2.3	2RBP136	137.8	3.7
3RBP35	36.8	1.5	3RBP62	63.8	2.6	3RBP83	84.8	3.4	3RBP136	137.8	5.5
2RBP38	39.8	1.1	4RBP62	63.8	3.4	4RBP83	84.8	4.5	4RBP136	137.8	7.4
3RBP38	39.8	1.6	5RBP62	63.8	4.3	5RBP83	84.8	5.7	5RBP136	137.8	9.2
2RBP40	41.8	1.1	2RBP63	64.8	1.7	2RBP85	86.8	2.3	2RBP144	145.8	3.9
3RBP40	41.8	1.7	3RBP63	64.8	2.6	3RBP85	86.8	3.5	3RBP144	145.8	5.9
2RBP41	42.8	1.1	4RBP63	64.8	3.5	4RBP85	86.8	4.6	4RBP144	145.8	7.8
3RBP41	42.8	1.7	5RBP63	64.8	4.3	5RBP85	86.8	5.8	5RBP144	145.8	9.8
2RBP42	43.8	1.2	2RBP64	65.8	1.8	2RBP87	88.8	2.4	2RBP148	149.8	4.0
3RBP42	43.8	1.9	3RBP64	65.8	2.6	3RBP87	88.8	3.6	3RBP148	149.8	6.0
2RBP43	44.8	1.2	4RBP64	65.8	3.5	4RBP87	88.8	4.7	4RBP148	149.8	8.0
3RBP43	44.8	1.8	5RBP64	65.8	4.4	5RBP87	88.8	5.9	5RBP148	149.8	10.0
2RBP44	45.8	1.2	2RBP65	66.8	1.8	2RBP88	89.8	2.4	2RBP158	159.8	4.3
3RBP44	45.8	1.8	3RBP65	66.8	2.7	3RBP88	89.8	3.6	3RBP158	159.8	6.4
2RBP46	47.8	1.3	4RBP65	66.8	3.6	4RBP88	89.8	4.8	4RBP158	159.8	8.6
3RBP46	47.8	1.9	5RBP65	66.8	4.5	5RBP88	89.8	6.0	5RBP158	159.8	10.7
4RBP46	47.8	2.5	2RBP66	67.8	1.8	2RBP90	91.8	2.5	2RBP162	163.8	4.4
5RBP46	47.8	3.2	3RBP66	67.8	2.7	3RBP90	91.8	3.7	3RBP162	163.8	6.6
2RBP48	49.8	1.3	4RBP66	67.8	3.6	4RBP90	91.8	4.9	4RBP162	163.8	8.8
3RBP48	49.8	2.0	5RBP66	67.8	4.5	5RBP90	91.8	6.1	5RBP162	163.8	11.0
4RBP48	49.8	2.7	2RBP67	68.8	1.8	2RBP93	94.8	2.5	2RBP173	174.8	4.7
5RBP48	49.8	3.3	3RBP67	68.8	2.8	3RBP93	94.8	3.8	3RBP173	174.8	7.0
2RBP49	50.8	1.4	4RBP67	68.8	3.7	4RBP93	94.8	5.1	4RBP173	174.8	9.4
3RBP49	50.8	2.0	5RBP67	68.8	4.6	5RBP93	94.8	6.3	5RBP173	174.8	11.7
4RBP49	50.8	2.7	2RBP68	69.8	1.9	2RBP95	96.8	2.6	2RBP180	181.8	4.9
5RBP49	50.8	3.4	3RBP68	69.8	2.8	3RBP95	96.8	3.9	3RBP180	181.8	7.3
2RBP50	51.8	1.4	4RBP68	69.8	3.7	4RBP95	96.8	5.2	4RBP180	181.8	9.7
3RBP50	51.8	2.1	5RBP68	69.8	4.7	5RBP95	96.8	6.5	5RBP180	181.8	12.2
4RBP50	51.8	2.8	2RBP70	71.8	1.9	2RBP96	97.8	2.6	2RBP195	196.8	5.3
5RBP50	51.8	3.5	3RBP70	71.8	2.9	3RBP96	97.8	3.9	3RBP195	196.8	7.9
2RBP51	52.8	1.4	4RBP70	71.8	3.8	4RBP96	97.8	5.2	4RBP195	196.8	10.5
3RBP51	52.8	2.1	5RBP70	71.8	4.8	5RBP96	97.8	6.5	5RBP195	196.8	13.2
4RBP51	52.8	2.8	2RBP71	72.8	1.9	2RBP97	98.8	2.6	2RBP210	211.8	5.7
5RBP51	52.8	3.5	3RBP71	72.8	2.9	3RBP97	98.8	4.0	3RBP210	211.8	8.5
2RBP52	53.8	1.4	4RBP71	72.8	3.9	4RBP97	98.8	5.3	4RBP210	211.8	11.3
3RBP52	53.8	2.2	5RBP71	72.8	4.9	5RBP97	98.8	6.6	5RBP210	211.8	14.2
4RBP52	53.8	2.9	2RBP72	73.8	2.0	2RBP99	100.8	2.7	2RBP225	225.3	6.0
5RBP52	53.8	3.6	3RBP72	73.8	3.0	3RBP99	100.8	4.0	3RBP225	225.3	9.0
2RBP53	54.8	1.5	4RBP72	73.8	3.9	4RBP99	100.8	5.4	4RBP225	225.3	12.1
3RBP53	54.8	2.2	5RBP72	73.8	4.9	5RBP99	100.8	6.7	5RBP225	225.3	15.1
4RBP53	54.8	2.9	2RBP73	74.8	2.0	2RBP100	101.8	2.7	2RBP240	240.3	6.4
5RBP53	54.8	3.7	3RBP73	74.8	3.0	3RBP100	101.8	4.1	3RBP240	240.3	9.7
2RBP54	55.8	1.5	4RBP73	74.8	4.0	4RBP100	101.8	5.4	4RBP240	240.3	12.9
3RBP54	55.8	2.2	5RBP73	74.8	5.0	5RBP100	101.8	6.8	5RBP240	240.3	16.1
4RBP54	55.8	3.0	2RBP74	75.8	2.0	2RBP103	104.8	2.8	2RBP255	255.3	6.8
5RBP54	55.8	3.7	3RBP74	75.8	3.0	3RBP103	104.8	4.2	3RBP255	255.3	10.3
2RBP55	56.8	1.5	4RBP74	75.8	4.1	4RBP103	104.8	5.6	4RBP255	255.3	13.7
3RBP55	56.8	2.3	5RBP74	75.8	5.1	5RBP103	104.8	7.0	5RBP255	255.3	17.1
4RBP55	56.8	3.0	2RBP75	76.8	2.1	2RBP105	106.8	2.9	2RBP270	270.3	7.2
5RBP55	56.8	3.8	3RBP75	76.8	3.1	3RBP105	106.8	4.3	3RBP270	270.3	10.9
2RBP56	57.8	1.5	4RBP75	76.8	4.1	4RBP105	106.8	5.7	4RBP270	270.3	14.5
3RBP56	57.8	2.3	5RBP75	76.8	5.1	5RBP105	106.8	7.1	5RBP270	270.3	18.1
4RBP56	57.8	3.1	2RBP77	78.8	2.1	2RBP108	109.8	2.9	2RBP285	285.3	7.6
5RBP56	57.8	3.9	3RBP77	78.8	3.2	3RBP108	109.8	4.4	3RBP285	285.3	11.5
2RBP57	58.8	1.6	4RBP77	78.8	4.2	4RBP108	109.8	5.9	4RBP285	285.3	15.3
3RBP57	58.8	2.4	5RBP77	78.8	5.3	5RBP108	109.8	7.3	5RBP285	285.3	19.1
4RBP57	58.8	3.1	2RBP78	79.8	2.1	2RBP112	113.8	3.0	2RBP300	300.3	8.0
5RBP57	58.8	3.9	3RBP78	79.8	3.2	3RBP112	113.8	4.6	3RBP300	300.3	12.1
2RBP58	59.8	1.6	4RBP78	79.8	4.3	4RBP112	113.8	6.1	4RBP300	300.3	16.1
3RBP58	59.8	2.4	5RBP78	79.8	5.3	5RBP112	113.8	7.6	5RBP300	300.3	20.1
4RBP58	59.8	3.2	2RBP79	80.8	2.2	2RBP120	121.8	3.3	2RBP315	315.3	8.4
5RBP58	59.8	4.0	3RBP79	80.8	3.2	3RBP120	121.8	4.9	3RBP315	315.3	12.7
2RBP59	60.8	1.6	4RBP79	80.8	4.3	4RBP120	121.8	6.5	4RBP315	315.3	16.9
3RBP59	60.8	2.4	5RBP79	80.8	5.4	5RBP120	121.8	8.2	5RBP315	315.3	21.1
4RBP59	60.8	3.2	2RBP80	81.8	2.2	2RBP124	125.8	3.4			
5RBP59	60.8	4.1	3RBP80	81.8	3.3	3RBP124	125.8	5.1			
2RBP60	61.8	1.7	4RBP80	81.8	4.4	4RBP124	125.8	6.7			
3RBP60	61.8	2.5	5RBP80	81.8	5.5	5RBP124	125.8	8.4			
4RBP60	61.8	3.3	2RBP81	82.8	2.2	2RBP128	129.8	3.5			
5RBP60	61.8	4.1	3RBP81	82.8	3.3	3RBP128	129.8	5.2			
2RBP61	62.8	1.7	4RBP81	82.8	4.4	4RBP128	129.8	6.9			
3RBP61	62.8	2.5	5RBP81	82.8	5.5	5RBP128	129.8	8.7			
4RBP61	62.8	3.4	2RBP82	83.8	2.2	2RBP133	134.8	3.6			
5RBP61	62.8	4.2	3RBP82	83.8	3.4	3RBP133	134.8	5.4			
			4RBP82	83.8	4.5	4RBP133	134.8	7.2			
			5RBP82	83.8	5.6	5RBP133	134.8	9.0			

Classical (Conventional) Banded V-Belts

Dimensions

CP Banded Belts

Product No.	Datum Length	Weight Lbs.	Product No.	Datum Length	Weight Lbs.	Product No.	Datum Length	Weight Lbs.	Product No.	Datum Length	Weight Lbs.
2RCP51	53.9	2.4	2RCP99	101.9	4.5	2RCP144	146.9	6.5	2RCP270	270.9	12.0
3RCP51	53.9	3.6	3RCP99	101.9	6.8	3RCP144	146.9	9.8	3RCP270	270.9	18.0
2RCP55	57.9	2.6	4RCP99	101.9	9.0	4RCP144	146.9	13.0	4RCP270	270.9	24.0
3RCP55	57.9	3.8	5RCP99	101.9	11.3	5RCP144	146.9	16.3	5RCP270	270.9	30.0
2RCP60	62.9	2.8	2RCP100	102.9	4.6	2RCP158	160.9	7.1	2RCP285	285.9	12.7
3RCP60	62.9	4.2	3RCP100	102.9	6.8	3RCP158	160.9	10.7	3RCP285	285.9	19.0
2RCP68	70.9	3.1	4RCP100	102.9	9.1	4RCP158	160.9	14.3	4RCP285	285.9	25.4
3RCP68	70.9	4.7	5RCP100	102.9	11.4	5RCP158	160.9	17.8	5RCP285	285.9	31.7
4RCP68	70.9	6.3	2RCP105	107.9	4.8	2RCP162	164.9	7.3	2RCP300	300.9	13.3
5RCP68	70.9	7.8	3RCP105	107.9	7.2	3RCP162	164.9	11.0	3RCP300	300.9	20.0
2RCP71	73.9	3.3	4RCP105	107.9	9.5	4RCP162	164.9	14.6	4RCP300	300.9	26.7
3RCP71	73.9	4.9	5RCP105	107.9	11.9	5RCP162	164.9	18.3	5RCP300	300.9	33.4
4RCP71	73.9	6.5	2RCP108	110.9	4.9	2RCP173	175.9	7.8	2RCP315	315.9	14.0
5RCP71	73.9	8.2	3RCP108	110.9	7.4	3RCP173	175.9	11.7	3RCP315	315.9	21.0
2RCP75	77.9	3.4	4RCP108	110.9	9.8	4RCP173	175.9	15.6	4RCP315	315.9	28.0
3RCP75	77.9	5.2	5RCP108	110.9	12.3	5RCP173	175.9	19.5	5RCP315	315.9	35.0
4RCP75	77.9	6.9	2RCP109	111.9	5.0	2RCP180	182.9	8.1	2RCP330	330.9	14.7
5RCP75	77.9	8.6	3RCP109	111.9	7.4	3RCP180	182.9	12.2	3RCP330	330.9	22.0
2RCP81	83.9	3.7	4RCP109	111.9	9.9	4RCP180	182.9	16.2	4RCP330	330.9	29.4
3RCP81	83.9	5.6	5RCP109	111.9	12.4	5RCP180	182.9	20.3	5RCP330	330.9	36.7
4RCP81	83.9	7.4	2RCP112	114.9	5.1	2RCP195	197.9	8.8	2RCP345	345.9	15.3
5RCP81	83.9	9.3	3RCP112	114.9	7.6	3RCP195	197.9	13.2	3RCP345	345.9	23.0
2RCP85	87.9	3.9	4RCP112	114.9	10.2	4RCP195	197.9	17.5	4RCP345	345.9	30.7
3RCP85	87.9	5.8	5RCP112	114.9	12.7	5RCP195	197.9	21.9	5RCP345	345.9	38.4
4RCP85	87.9	7.8	2RCP120	122.9	5.4	2RCP210	212.9	9.4	2RCP360	360.9	16.0
5RCP85	87.9	9.7	3RCP120	122.9	8.2	3RCP210	212.9	14.2	3RCP360	360.9	24.0
2RCP90	92.9	4.1	4RCP120	122.9	10.9	4RCP210	212.9	18.9	4RCP360	360.9	32.0
3RCP90	92.9	6.2	5RCP120	122.9	13.6	5RCP210	212.9	23.6	5RCP360	360.9	40.0
4RCP90	92.9	8.2	2RCP124	126.9	5.6	2RCP225	225.9	10.0	2RCP390	390.9	17.3
5RCP90	92.9	10.3	3RCP124	126.9	8.4	3RCP225	225.9	15.0	3RCP390	390.9	26.0
2RCP96	98.9	4.4	4RCP124	126.9	11.2	4RCP225	225.9	20.0	4RCP390	390.9	34.7
3RCP96	98.9	6.6	5RCP124	126.9	14.0	5RCP225	225.9	25.0	5RCP390	390.9	43.4
4RCP96	98.9	8.7	2RCP128	130.9	5.8	2RCP240	240.9	10.7	2RCP420	420.9	18.7
5RCP96	98.9	10.9	3RCP128	130.9	8.7	3RCP240	240.9	16.0	3RCP420	420.9	28.0
2RCP97	99.9	4.4	4RCP128	130.9	11.6	4RCP240	240.9	21.4	4RCP420	420.9	37.4
3RCP97	99.9	6.6	5RCP128	130.9	14.5	5RCP240	240.9	26.7	5RCP420	420.9	46.7
4RCP97	99.9	8.8	2RCP136	138.9	6.1	2RCP255	255.9	11.3			
5RCP97	99.9	11.0	3RCP136	138.9	9.2	3RCP255	255.9	17.0			
			4RCP136	138.9	12.3	4RCP255	255.9	22.7			
			5RCP136	138.9	15.4	5RCP255	255.9	28.4			

DP Banded Belts

Product No.	Datum Length	Weight Lbs.	Product No.	Datum Length	Weight Lbs.	Product No.	Datum Length	Weight Lbs.	Product No.	Datum Length	Weight Lbs.
3RDP120	123.3	15.2	3RDP195	198.3	24.4	3RDP300	300.8	37.1	3RDP450	450.8	55.6
4RDP120	123.3	20.2	4RDP195	198.3	32.6	4RDP300	300.8	49.5	4RDP450	450.8	74.2
5RDP120	123.3	25.3	5RDP195	198.3	40.7	5RDP300	300.8	61.8	5RDP450	450.8	92.7
3RDP128	131.3	16.2	3RDP210	213.3	26.3	3RDP315	315.8	39.0	3RDP480	480.8	59.3
4RDP128	131.3	21.5	4RDP210	213.3	35.1	4RDP315	315.8	51.9	4RDP480	480.8	79.1
5RDP128	131.3	26.9	5RDP210	213.3	43.8	5RDP315	315.8	64.9	5RDP480	480.8	98.9
3RDP144	147.3	18.1	3RDP225	225.8	27.8	3RDP330	330.8	40.8	3RDP540	540.8	66.7
4RDP144	147.3	24.2	4RDP225	225.8	37.1	4RDP330	330.8	54.4	4RDP540	540.8	89.0
5RDP144	147.3	30.2	5RDP225	225.8	46.4	5RDP330	330.8	68.0	5RDP540	540.8	111.7
3RDP158	161.3	19.9	3RDP240	240.8	29.7	3RDP345	345.8	42.7	3RDP600	600.8	74.2
4RDP158	161.3	26.5	4RDP240	240.8	39.6	4RDP345	345.8	56.9	4RDP600	600.8	98.9
5RDP158	161.3	33.1	5RDP240	240.8	49.5	5RDP345	345.8	71.1	5RDP600	600.8	123.6
3RDP162	165.3	20.4	3RDP255	255.8	31.5	3RDP360	360.8	44.5	3RDP660	660.8	81.6
4RDP162	165.3	27.1	4RDP255	255.8	42.1	4RDP360	360.8	59.3	4RDP660	660.8	108.8
5RDP162	165.3	33.9	5RDP255	255.8	52.6	5RDP360	360.8	74.2	5RDP660	660.8	135.9
3RDP173	176.3	21.7	3RDP270	270.8	33.4	3RDP390	390.8	48.2			
4RDP173	176.3	29.0	4RDP270	270.8	44.5	4RDP390	390.8	64.3			
5RDP173	176.3	36.2	5RDP270	270.8	55.7	5RDP390	390.8	80.4			
3RDP180	183.3	22.6	3RDP285	285.8	35.2	3RDP420	420.8	51.9			
4RDP180	183.3	30.1	4RDP285	285.8	47.0	4RDP420	420.8	69.2			
5RDP180	183.3	37.6	5RDP285	285.8	58.7	5RDP420	420.8	86.5			

Classical Cog V-Belts

Dimensions

AX Belts

Product No.	Datum Length	Weight Lbs.
AX21	22.3	.16
AX22	23.3	.16
AX23	24.3	.16
AX24	25.3	.18
*AX26	27.3	.18
AX27	28.3	.18
AX28	29.3	.18
AX29	30.3	.20
AX30	31.3	.20
*AX31	32.3	.20
AX32	33.3	.20
*AX33	34.3	.22
*AX34	35.3	.22
*AX35	36.3	.22
*AX36	37.3	.24
*AX37	38.3	.24
*AX38	39.3	.24
*AX39	40.3	.26
AX40	41.3	.26
AX41	42.3	.26
*AX42	43.3	.28
*AX43	44.3	.28
AX44	45.3	.28
AX45	46.3	.30
*AX46	47.3	.30
AX47	48.3	.30
*AX48	49.3	.30
AX49	50.3	.32
AX50	51.3	.32
*AX51	52.3	.32
AX52	53.3	.34
*AX53	54.3	.34
*AX54	55.3	.34
*AX55	56.3	.36
*AX56	57.3	.36
AX57	58.3	.36
AX58	59.3	.38
AX59	60.3	.38
*AX60	61.3	.38
AX61	62.3	.40
*AX62	63.3	.40
AX63	64.3	.40
*AX64	65.3	.40
AX65	66.3	.42
*AX66	67.3	.44

Product No.	Datum Length	Weight Lbs.
AX67	68.3	.45
*AX68	69.3	.45
AX69	70.3	.46
*AX70	71.3	.46
*AX71	72.3	.50
AX72	73.3	.50
AX73	74.3	.50
AX74	75.3	.50
*AX75	76.3	.50
AX76	77.3	.51
AX77	78.3	.52
*AX78	79.3	.52
AX79	80.3	.53
*AX80	81.3	.53
AX81	82.3	.53
AX82	83.3	.54
AX83	84.3	.55
AX84	85.3	.55
*AX85	86.3	.56
AX86	87.3	.57
AX87	88.3	.58
AX88	89.3	.58
AX89	90.3	.58
*AX90	91.3	.59
AX91	92.3	.59
AX92	93.3	.60
AX93	94.3	.61
AX94	95.3	.62
AX95	96.3	.63
*AX96	97.3	.63
AX97	98.3	.64
AX98	99.3	.65
AX100	101.3	.65
AX103	104.3	.68
*AX105	106.3	.69
*AX110	111.3	.73
*AX112	113.3	.74
*AX120	121.3	.79
*AX128	129.3	.83
*AX136	137.3	.90
AX144	145.3	.95
AX158	159.3	1.04
AX173	174.3	1.14
AX180	181.3	1.19

BX Belts

Product No.	Datum Length	Weight Lbs.
BX28	29.8	.28
BX32	33.8	.30
BX34	35.8	.32
*BX35	36.8	.34
BX36	37.8	.36
*BX38	39.8	.36
BX40	41.8	.38
BX41	42.8	.40
*BX42	43.8	.40
BX43	44.8	.42
BX44	45.8	.42
BX45	46.8	.44
*BX46	47.8	.44
BX47	48.8	.46
*BX48	49.8	.46
BX49	50.8	.48
*BX50	51.8	.48
*BX51	52.8	.48
*BX52	53.8	.50
*BX53	54.8	.50
*BX54	55.8	.52
*BX55	56.8	.52
*BX56	57.8	.54
BX57	58.8	.56
BX58	59.8	.56
*BX59	60.8	.56
*BX60	61.8	.56
*BX61	62.8	.58
*BX62	63.8	.58
*BX63	64.8	.59
*BX64	65.8	.60
*BX65	66.8	.61
*BX66	67.8	.62
*BX67	68.8	.63
*BX68	69.8	.64
BX69	70.8	.66
*BX70	71.8	.67
*BX71	72.8	.68
BX72	73.8	.68
BX73	74.8	.69
BX74	75.8	.70
*BX75	76.8	.70
BX76	77.8	.71
*BX77	78.8	.72
*BX78	79.8	.73

* Belt sizes utilized in computer selection program.
 Outside Length "AX" Belts equals Datum Length + 1".
 Outside Length "BX" Belts equals Datum Length + 1".

Classical Cog V-Belts

Dimensions

BX Belts, cont.

Product No.	Datum Length	Weight Lbs.
*BX79	80.8	.74
*BX80	81.8	.75
*BX81	82.8	.76
*BX82	83.8	.77
*BX83	84.8	.78
*BX84	85.8	.79
*BX85	86.8	.80
BX86	87.8	.82
BX87	88.8	.83
BX88	89.8	.85
BX89	90.8	.86
*BX90	91.8	.87
BX91	92.8	.87
BX92	93.8	.87
*BX93	94.8	.87
BX94	95.8	.88
*BX95	96.8	.89
*BX96	97.8	.90
*BX97	98.8	.91
BX98	99.8	.92
*BX99	100.8	.93
*BX100	101.8	.94
*BX103	104.8	.97
*BX105	106.8	.98
BX106	107.8	.99
BX108	109.8	1.01
*BX112	113.8	1.05
*BX113	114.8	1.06
BX115	116.8	1.08
*BX116	117.8	1.10
*BX120	121.8	1.12
BX123	124.8	1.14
*BX124	125.8	1.16
BX126	127.8	1.18
*BX128	129.8	1.20
*BX133	134.8	1.24
*BX136	137.8	1.27
BX140	141.8	1.30
*BX144	145.8	1.35
BX148	149.8	1.37
*BX150	151.8	1.40
BX154	155.8	1.44
*BX158	159.8	1.48
*BX162	163.8	1.51
*BX173	174.8	1.62
*BX180	181.8	1.68
BX191	192.8	1.90
*BX195	196.8	2.00
*BX210	211.8	2.10
BX225	225.3	2.30
*BX240	240.3	2.40
BX255	255.3	2.50
*BX270	270.3	2.70
BX300	300.3	3.00

CX Belts

Product No.	Datum Length	Weight Lbs.
*CX51	53.9	.91
CX55	57.9	.99
*CX60	62.9	1.07
*CX68	70.9	1.20
CX72	74.9	1.24
*CX75	77.9	1.29
CX78	80.9	1.35
*CX81	83.9	1.39
*CX85	87.9	1.46
*CX90	92.9	1.55
*CX96	98.9	1.65
CX100	102.9	1.69
CX101	103.9	1.72
*CX105	107.9	1.80
*CX109	111.9	1.87
CX111	113.9	1.90
*CX112	114.9	1.92
*CX115	117.9	1.97
*CX120	122.9	2.05
*CX128	130.9	2.19
*CX136	138.9	2.32
*CX144	146.9	2.46
CX148	150.9	2.54
*CX150	152.9	2.62
*CX158	160.9	2.69
*CX162	164.9	2.80
*CX173	175.9	3.00
*CX180	182.9	3.10
*CX195	197.9	3.20
*CX210	212.9	3.40
CX225	225.9	3.60
*CX240	240.9	3.90
CX255	255.9	4.10
*CX270	270.9	4.40
CX300	300.9	4.90
CX330	330.9	5.30
CX360	360.9	5.80

DX Belts

Product No.	Datum Length	Weight Lbs.
*DX120	123.3	4.60
*DX128	131.3	4.90
*DX144	147.3	5.40
*DX158	161.3	6.00
*DX162	165.3	6.20
*DX173	176.3	6.60
*DX180	183.3	6.80
*DX195	198.3	7.40
*DX210	213.3	8.00
*DX225	225.3	8.60
*DX240	240.8	9.10
*DX255	255.8	9.70
*DX270	270.8	10.30
*DX300	300.8	11.40
*DX330	330.8	12.50
*DX360	360.8	12.70

* Belt sizes utilized in computer selection program.
 Outside Length "BX" Belts equals Datum Length + 1".
 Outside Length "CX" Belts equals Datum Length + 2".
 Outside Length "DX" Belts equals Datum Length + 2".

Classical Cog Banded V-Belts

Dimensions

"RBX" Banded Belts

Product No.	Datum Length	Weight Lbs.	Product No.	Datum Length	Weight Lbs.	Product No.	Datum Length	Weight Lbs.	Product No.	Datum Length	Weight Lbs.
2RBX55	56.8	1.3	2RBX75	76.8	1.8	2RBX105	105.8	2.5	2RBX173	174.8	4.1
3RBX55	56.8	2.0	3RBX75	76.8	2.6	3RBX105	105.8	3.7	3RBX173	174.8	6.1
4RBX55	56.8	2.6	4RBX75	76.8	3.5	4RBX105	105.8	4.9	4RBX173	174.8	8.2
5RBX55	56.8	3.3	5RBX75	76.8	4.5	5RBX105	105.8	6.3	5RBX173	174.8	10.3
2RBX60	61.8	1.4	2RBX78	79.8	1.8	2RBX112	113.8	2.6	2RBX180	181.8	4.2
3RBX60	61.8	2.1	3RBX78	79.8	2.8	3RBX112	113.8	4.0	3RBX180	181.8	6.3
4RBX60	61.8	2.8	4RBX78	79.8	3.7	4RBX112	113.8	5.3	4RBX180	181.8	8.5
5RBX60	61.8	3.5	5RBX78	79.8	4.8	5RBX112	113.8	6.8	5RBX180	181.8	10.5
2RBX62	63.8	1.5	2RBX81	82.8	1.9	2RBX120	121.8	2.8	2RBX195	196.8	4.9
3RBX62	63.8	2.2	3RBX81	82.8	2.9	3RBX120	121.8	4.2	3RBX195	196.8	7.4
4RBX62	63.8	2.9	4RBX81	82.8	3.8	4RBX120	121.8	5.6	4RBX195	196.8	9.8
5RBX62	63.8	3.8	5RBX81	82.8	4.8	5RBX120	121.8	7.0	5RBX195	196.8	12.3
2RBX64	65.8	1.5	2RBX83	84.8	2.0	2RBX128	129.8	3.0	2RBX210	211.8	5.3
3RBX64	65.8	2.3	3RBX83	84.8	2.9	3RBX128	129.8	4.5	3RBX210	211.8	7.9
4RBX64	65.8	3.0	4RBX83	84.8	3.9	4RBX128	129.8	6.0	4RBX210	211.8	10.6
5RBX64	65.8	3.8	5RBX83	84.8	5.0	5RBX128	129.8	7.7	5RBX210	211.8	13.3
2RBX66	67.8	1.6	2RBX85	86.8	2.0	2RBX136	137.8	3.2	2RBX240	240.3	6.0
3RBX66	67.8	2.3	3RBX85	86.8	3.0	3RBX136	137.8	4.8	3RBX240	240.3	9.0
4RBX66	67.8	3.1	4RBX85	86.8	4.0	4RBX136	137.8	6.4	4RBX240	240.3	12.0
5RBX66	67.8	4.0	5RBX85	86.8	5.0	5RBX136	137.8	8.2	5RBX240	240.3	15.0
2RBX68	69.8	1.6	2RBX90	91.8	2.1	2RBX144	145.8	3.4			
3RBX68	69.8	2.4	3RBX90	91.8	3.2	3RBX144	145.8	5.1			
4RBX68	69.8	3.2	4RBX90	91.8	4.2	4RBX144	145.8	6.8			
5RBX68	69.8	4.0	5RBX90	91.8	5.3	5RBX144	145.8	8.5			
2RBX71	72.8	1.7	2RBX97	98.8	2.3	2RBX158	159.8	3.7			
3RBX71	72.8	2.5	3RBX97	98.8	3.4	3RBX158	159.8	5.6			
4RBX71	72.8	3.4	4RBX97	98.8	4.6	4RBX158	159.8	7.5			
5RBX71	72.8	4.3	5RBX97	98.8	5.8	5RBX158	159.8	9.3			

Classical Cog Banded V-Belts

Dimensions

"RCX" Banded Belts

Product No.	Datum Length	Weight Lbs.
2RCX68	70.9	3.0
3RCX68	70.9	4.5
4RCX68	70.9	6.0
5RCX68	70.9	7.5
<hr/>		
2RCX75	77.9	3.2
3RCX75	77.9	4.9
4RCX75	77.9	6.5
5RCX75	77.9	8.0
<hr/>		
2RCX81	83.9	3.5
3RCX81	83.9	5.2
4RCX81	83.9	7.0
5RCX81	83.9	8.8
<hr/>		
2RCX85	87.9	3.7
3RCX85	87.9	5.5
4RCX85	87.9	7.4
5RCX85	87.9	8.3
<hr/>		
2RCX90	92.9	3.9
3RCX90	92.9	5.8
4RCX90	92.9	7.8
5RCX90	92.9	9.5
<hr/>		
2RCX96	98.6	4.1
3RCX96	98.6	6.2
4RCX96	98.6	8.3
5RCX96	98.6	10.3
<hr/>		
2RCX105	107.9	4.5
3RCX105	107.9	6.8
4RCX105	107.9	9.1
5RCX105	107.9	11.3

Product No.	Datum Length	Weight Lbs.
2RCX112	114.9	4.8
3RCX112	114.9	7.2
4RCX112	114.9	9.7
5RCX112	114.9	12.0
<hr/>		
2RCX120	122.9	5.1
3RCX120	122.9	7.7
4RCX120	122.9	10.3
5RCX120	122.9	12.8
<hr/>		
2RCX128	130.9	5.5
3RCX128	130.9	8.3
4RCX128	130.9	11.0
5RCX128	130.9	13.8
<hr/>		
2RCX136	138.9	5.8
3RCX136	138.9	8.7
4RCX136	138.9	11.7
5RCX136	138.9	14.5
<hr/>		
2RCX144	146.9	6.2
3RCX144	146.9	9.7
4RCX144	146.9	12.4
5RCX144	146.9	15.5
<hr/>		
2RCX158	160.9	6.7
3RCX158	160.9	10.1
4RCX158	160.9	13.6
5RCX158	160.9	16.8
<hr/>		
2RCX162	164.9	6.9
3RCX162	164.9	10.4
4RCX162	164.9	13.9
5RCX162	164.9	17.3

Product No.	Datum Length	Weight Lbs.
2RCX173	175.9	7.4
3RCX173	175.9	11.1
4RCX173	175.9	14.9
5RCX173	175.9	18.5
<hr/>		
2RCX180	182.9	7.7
3RCX180	182.9	11.5
4RCX180	182.9	15.4
5RCX180	182.9	19.3
<hr/>		
2RCX195	197.9	7.9
3RCX195	197.9	11.9
4RCX195	197.9	15.9
5RCX195	197.9	19.8
<hr/>		
2RCX210	212.9	8.5
3RCX210	212.9	12.8
4RCX210	212.9	17.1
5RCX210	212.9	21.3
<hr/>		
2RCX225	225.9	9.1
3RCX225	225.9	13.7
4RCX225	225.9	18.2
5RCX225	225.9	22.8

Double-V (Hex) V-Belts

Dimensions

Double-V or Hex belts, as they are frequently called, are used on drives having one or more reverse bends and usually where power must be transmitted to or from the belt in both the usual and also the reverse bend positions. Sometimes these drives are referred to as "Serpentine" because of the snakelike path the belt must travel.

AA Belts

Product No.	Standard Effective Length	Approx. Weight
AA51	53.1	.40
AA55	57.1	.50
AA60	62.1	.50
AA62	64.1	.50
AA64	66.1	.60
AA66	68.1	.61
AA68	70.1	.60
AA70	72.1	.60
AA75	77.1	.60
AA78	80.1	.70
AA80	82.1	.70
AA85	87.1	.70
AA90	92.1	.80
AA92	94.1	.80
AA96	98.1	.80
AA105	107.1	.90
AA112	114.1	1.00
AA120	122.1	1.00
AA128	130.1	1.10

CC Belts

Product No.	Standard Effective Length	Approx. Weight
CC75	79.2	1.90
CC81	85.2	2.00
CC85	89.2	2.10
CC90	94.2	2.20
CC96	100.2	2.40
CC105	109.2	2.60
CC112	116.2	2.80
CC119	123.2	2.90
CC120	124.2	3.00
CC128	132.2	3.20
CC136	140.2	3.40
CC144	148.2	3.60
CC148	152.2	3.70
CC158	162.2	3.80
CC162	166.2	3.90
CC173	177.2	4.20
CC180	184.2	4.40
CC195	199.2	4.70
CC210	214.2	5.10
CC225	227.2	5.60
CC240	242.2	5.80
CC255	257.2	6.20
CC270	272.2	6.50
CC300	302.2	7.20
CC330	332.2	9.20
CC360	362.2	8.70
CC390	392.2	9.50
CC420	422.2	10.80

BB Belts

Product No.	Standard Effective Length	Approx. Weight
BB42	43.9	.60
BB43	44.9	.60
BB45	47.9	.60
BB51	53.9	.80
BB53	55.9	.80
BB54	56.9	.80
BB55	57.9	.80
BB60	62.9	.80
BB64	66.9	.90
BB68	70.9	.90
BB71	73.9	.90
BB72	74.9	1.00
BB73	75.9	1.00
BB74	76.9	1.00
BB75	77.9	1.00
BB76	78.9	1.00
BB77	79.9	1.10
BB81	83.9	1.10
BB83	85.9	1.10
BB85	87.9	1.20
BB89	91.9	1.20
BB90	92.9	1.20
BB92	94.9	1.20
BB93	95.9	1.30
BB94	96.9	1.30
BB96	98.9	1.30
BB97	99.9	1.30
BB103	105.9	1.40
BB105	107.9	1.40
BB107	109.9	1.50
BB108	110.9	1.50
BB111	113.9	1.50
BB112	114.9	1.50
BB116	118.9	1.60
BB117	119.9	1.60
BB118	120.9	1.60
BB120	122.9	1.60
BB122	124.9	1.70
BB123	125.9	1.70
BB124	126.9	1.70
BB128	130.9	1.80
BB129	131.9	1.80
BB130	132.9	1.80
BB136	138.9	1.90
BB140	142.9	2.00
BB144	146.9	2.00
BB155	157.9	2.10
BB157	159.9	2.10
BB158	160.9	2.10
BB160	162.9	2.20
BB162	164.9	2.20
BB168	170.9	2.30
BB169	171.9	2.30
BB170	172.9	2.30
BB173	175.9	2.30

Product No.	Standard Effective Length	Approx. Weight
BB180	182.9	2.40
BB182	184.9	2.40
BB190	192.9	2.60
BB195	197.9	2.60
BB210	212.9	2.80
BB225	227.9	3.00
BB226	228.9	3.00
BB228	230.9	3.00
BB230	232.9	3.10
BB240	241.4	3.20
BB255	256.4	3.20
BB267	268.4	3.20
BB270	271.4	3.60
BB273	274.4	3.60
BB277	278.4	3.60
BB278	279.4	3.70
BB285	286.4	3.90
BB300	301.4	4.00
BB330	331.4	5.60
BB360	361.4	4.50

CCP Dry Can Belts

Product No.	Standard Effective Length	Approx. Weight
CCP240	242.2	8.23
CCP255	257.2	8.72
CCP270	272.2	9.22
CCP300	302.2	10.22
CCP330	332.2	11.16
CCP360	362.2	12.15
CCP390	392.2	13.14
CCP408	410.2	13.74
CCP420	422.2	14.14
CCP440	442.2	14.80
CCP450	452.2	15.13
CCP470	472.2	15.79
CCP480	482.2	16.12
CCP540	542.2	18.11
CCP550	552.2	18.44
CCP578	580.2	19.37
CCP600	602.2	20.10
CCP640	642.2	21.42
CCP660	662.2	22.08
CCP670	672.2	22.42
CCP680	682.2	22.75
CCP700	702.2	23.41
CCP720	722.2	24.07
CCP750	752.2	25.06
CCP780	782.2	26.06
CCP800	802.2	26.72
CCP840	842.2	28.04
CCP900	902.2	30.03

For other sizes, contact factory for availability.

1. Determine DESIGN HORSEPOWER

DESIGN HORSEPOWER = DriveR HP x Service Factor (See below)

SERVICE FACTORS

DRIVEN MACHINE See Note 1	DRIVER					
	AC Normal Torque Electric Motor (NEMA Design A-B) See Note 2			AC High Torque Electric Motor NEMA Design C-D) See Note 3		
	Intermittent Service See Note 4	Normal Service See Note 5	Continuous Service See Note 6	Intermittent Service See Note 4	Normal Service See Note 5	Continuous Service See Note 6
Agitators for Liquids						
Blowers and Exhausters						
Centrifugal Pumps and Compressors	1.0	1.1	1.2	1.1	1.2	1.3
Conveyors (Light Duty)						
Fans (up to 10 H.P.)						
Belt Conveyors for Sand, Grain, etc.						
Fans (over 10 H.P.)						
Generators						
Laundry Machinery						
Line Shafts						
Machine Tools	1.1	1.2	1.3	1.2	1.3	1.4
Mixers (Dough)						
Positive Displacement Rotary Pumps						
Printing Machinery						
Punches-Presses-Shears See Note 1						
Revolving and Vibrating Screens						
Blowers (Positive Displacement)						
Brick Machinery						
Compressors (Piston) See Note 1						
Conveyors (Drag-Pan-Screw)						
Elevators (Bucket)						
Exciters						
Hammer Mills	1.2	1.3	1.4	1.4	1.5	1.6
Paper Mill Beaters						
Pulverizers						
Pumps (Piston)						
Saw Mill and Woodworking Machinery						
Textile Machinery						
Crushers (Gyratory-Jaw-Roll) See Note 1						
Mills (Ball-Rod-Tube) See Note 1	1.3	1.4	1.5	1.5	1.6	1.8
Hoists See Note 1						
Rubber Calenders-Extruders-Mills See Note 1						

Note 1 The Driven Machines listed above are representative samples only. When one of the sheaves of the drive is used as a flywheel to reduce speed fluctuations and equalize the energy exerted at the shaft or for applications involving impact or jam loads, specially constructed sheaves may be required. Consult the manufacturer.

Note 2 Included under this heading are the following electric motors: Synchronous and Squirrel Cage AC Normal Torque, AC Split Phase, DC Shunt Wound and Internal Combustion Engines.

Note 3 Included under this heading are the following electric motors: AC High Torque, AC Hi-Slip, AC Repulsion, Induction, AC Single Phase Series Wound, AC Slip Ring and DC Compound Wound.

Note 4 Intermittent Service refers to 3–5 hours of daily or seasonal operation.

Note 5 Normal Service indicates 8–10 hours of daily operation.

Note 6 Continuous Service refers to 16–24 hours of daily operation.

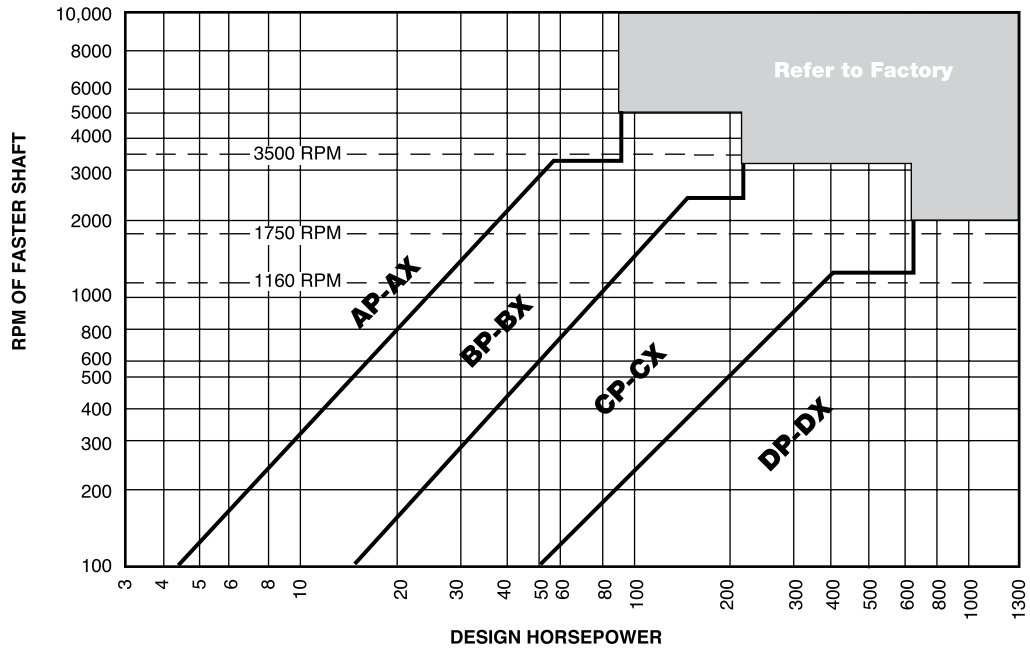
Note 7 If idlers are used, add the following to the service factor.

Idler on slack side (inside)	None
Idler on slack side (outside)	0.1
Idler on tight side (inside)	0.1
Idler on tight side (outside)	0.2

Drive Selection

Classical Belts

2. Select BELT CROSS SECTION using chart below.



3. If using a 60 HZ electric motor, **Note the Minimum Motor Sheave Outside Diameter recommended by NEMA.**

Motor Horsepower	MOTOR RPM			
	870	1160	1750	3500
1/2	2.2	-	-	-
3/4	2.4	2.2	-	-
1	2.4	2.4	2.2	-
1-1/2	2.4	2.4	2.4	2.2
2	3.0	2.4	2.4	2.4
3	3.0	3.0	2.4	2.4
5	3.8	3.0	3.0	2.6
7-1/2	4.4	3.8	3.0	3.0
10	4.6	4.4	3.8	3.0
15	5.4	4.6	4.4	3.8
20	6.0	5.4	4.6	4.4
25	6.8	6.0	5.0	4.4
30	6.8	6.8	5.4	-
40	8.2	6.8	6.0	-
50	9.0	8.2	6.8	-
60	10.0	9.0	7.4	-
75	10.5	10.0	9.0	-
100	12.5	11.0	10.0	-
125	-	12.5	11.5	-
150	-	-	-	-
200	-	-	-	-
250	-	-	-	-
300	-	-	-	-

Classical Belts

- BELT LENGTH = $2 \times C + 1.57 \times (D + d) + [(D - d)^2 / (4 \times C)]$
- CENTER DISTANCE = $1/2 \times [A - h \times (D - d)]$

WHERE:

C = Center Distance (in.) D = Datum Diameter of larger sheave (in.)
 L = Belt Datum Length (in.) d = Datum Diameter of smaller sheave (in.)
 A = $L - 1.57 \times (D + d)$ h = Factor from chart below

$\frac{D-d}{A}$	h	$\frac{D-d}{A}$	h	$\frac{D-d}{A}$	h	$\frac{D-d}{A}$	h
0.00	0.00	0.16	0.08	0.30	0.16	0.43	0.24
0.02	0.01	0.18	0.09	0.32	0.17	0.44	0.25
0.04	0.02	0.20	0.10	0.34	0.18	0.46	0.26
0.06	0.03	0.21	0.11	0.35	0.19	0.47	0.27
0.08	0.04	0.23	0.12	0.37	0.20	0.48	0.28
0.10	0.05	0.25	0.13	0.39	0.21	0.50	0.29
0.12	0.06	0.27	0.14	0.40	0.22	0.51	0.30
0.14	0.07	0.29	0.15	0.41	0.23	-	-

AC FACTORS

$\frac{D-d}{C}$	Factor Ac	$\frac{D-d}{C}$	Factor Ac
0.000	1.000	0.750	0.879
0.025	0.997	0.775	0.874
0.050	0.994	0.800	0.869
0.075	0.990	0.825	0.864
0.100	0.987	0.850	0.858
0.125	0.983	0.875	0.852
0.150	0.980	0.900	0.847
0.175	0.977	0.925	0.841
0.200	0.973	0.950	0.835
0.225	0.969	0.975	0.829
0.250	0.966	1.000	0.823
0.275	0.962	1.025	0.816
0.300	0.958	1.050	0.810
0.325	0.954	1.075	0.803
0.350	0.951	1.100	0.796
0.375	0.947	1.125	0.789
0.400	0.943	1.150	0.782
0.425	0.939	1.175	0.774
0.450	0.935	1.200	0.767
0.475	0.930	1.225	0.759
0.500	0.926	1.250	0.751
0.525	0.922	1.275	0.742
0.550	0.917	1.300	0.734
0.575	0.913	1.325	0.725
0.600	0.908	1.350	0.716
0.625	0.904	1.375	0.706
0.650	0.899	1.400	0.697
0.675	0.894	1.425	0.687
0.700	0.889	-	-
0.725	0.884	-	-

LC FACTORS

Belt No.	Correction Factor Lc	Belt No.	Correction Factor Lc	Belt No.	Correction Factor Lc	Belt No.	Correction Factor Lc
AP26	.81	BP35	.81	CP51	.80	DP120	.86
AP31	.84	BP38	.83	CP60	.82	DP128	.87
AP35	.87	BP42	.85	CP68	.85	DP144	.90
AP38	.88	BP46	.87	CP75	.87	DP158	.91
AP42	.90	BP51	.89	CP81	.89	DP162	.92
AP46	.92	BP55	.90	CP85	.90	DP173	.93
AP51	.94	BP60	.92	CP90	.91	DP180	.94
AP55	.96	BP68	.95	CP96	.92	DP195	.96
AP60	.98	BP75	.97	CP105	.94	DP210	.96
AP68	1.00	BP81	.98	CP112	.95	DP240	1.00
AP75	1.02	BP85	.99	CP120	.97	DP270	1.03
AP80	1.04	BP90	1.00	CP128	.98	DP300	1.05
AP85	1.05	BP97	1.02	CP136	.99	DP330	1.07
AP90	1.06	BP105	1.04	CP144	1.00	DP360	1.09
AP96	1.08	BP112	1.05	CP158	1.02	DP390	1.11
AP105	1.10	BP120	1.07	CP162	1.03	DP420	1.12
AP112	1.11	BP128	1.08	CP173	1.04	DP480	1.16
AP120	1.13	BP136	1.09	CP180	1.05	DP540	1.18
AP128	1.14	BP144	1.11	CP195	1.07	DP600	1.20
		BP158	1.13	CP210	1.08		
		BP173	1.15	CP240	1.11		
		BP180	1.16	CP270	1.14		
		BP195	1.18	CP300	1.16		
		BP210	1.19	CP360	1.21		
		BP240	1.22	CP390	1.23		
		BP270	1.25	CP420	1.24		
		BP300	1.27				

NOTE: Includes AX, BX, CX, and DX belts.

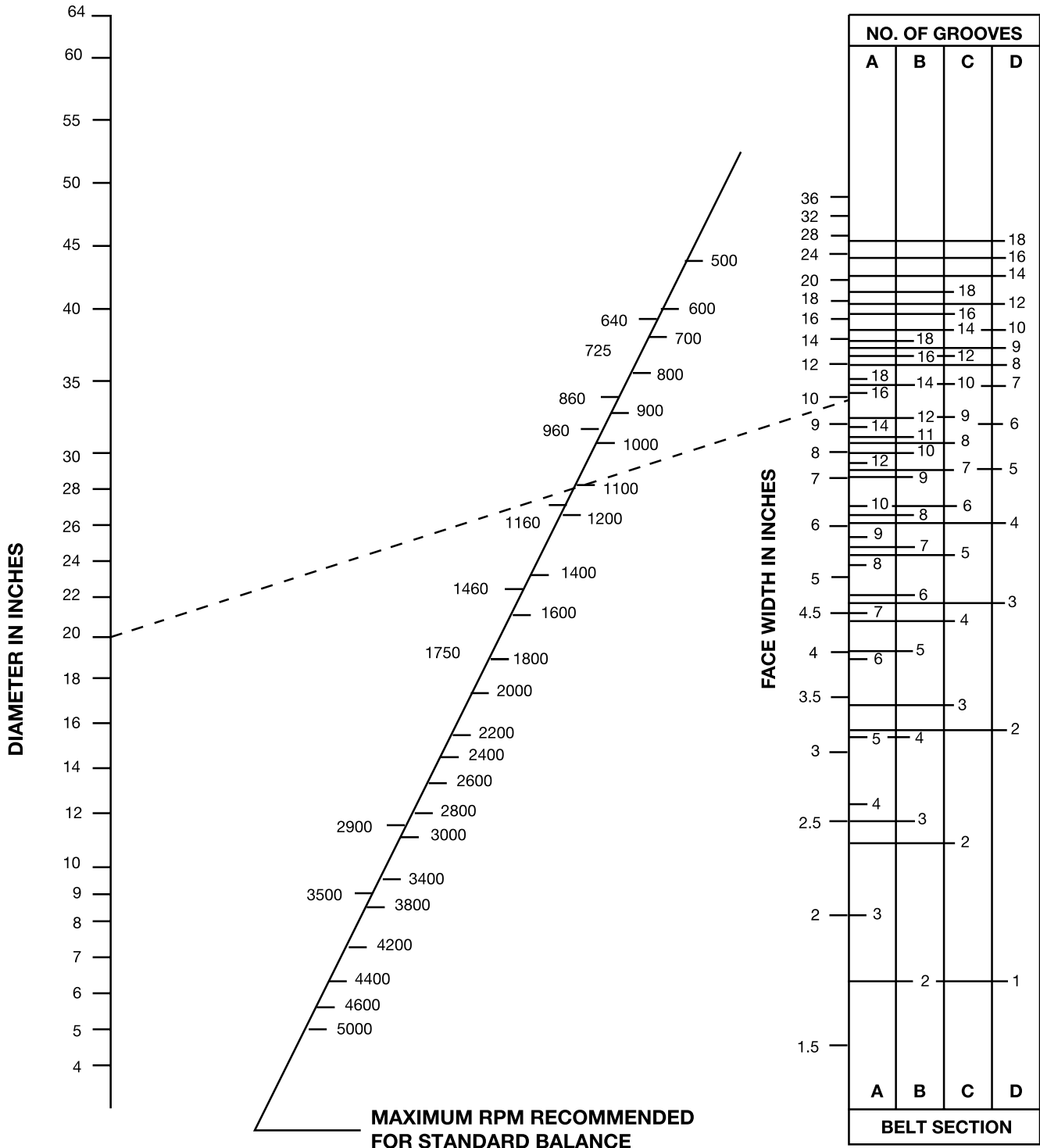
Balancing Standards

Proper balance of rotating products is important for smooth, vibration-free operation. Standard balance of Wood's stock products is a one plane balance. Depending on the face width, outside diameter, and operating speed a higher precision balance may be required for smooth operation. In those cases a two-plane balance is suggested.

Note: Two plane balance is for smooth operation only and DOES NOT increase the maximum safe operating speed of the product. Stock cast iron wheels may not exceed 6,550 feet per minute; and ductile iron wheels are limited to 10,000 FPM. (FPM = sheave outside diameter x RPM x .262)

The nomograph below may be used as a guideline to determine when two-plane balance is recommended. To use this chart lay a straight-edge between the diameter of the part on the left of the chart and the face width of the part on the right. The straight edge will intersect the slanted scale in the center of the chart. When the operating speed is greater than the intersection point a two-plane balance is recommended.

Example: If a 20 in. diameter x 10 in. face width sheave runs faster than 1100 rpm, dynamic balancing is recommended.



Standard Motor Speed – Reduction or 1:1 Ratio Drives

Example: A 30 HP 1750 RPM NEMA B motor driving a piston pump operating at 500 RPM, 24 hours a day. Motor shaft is 1-7/8" diameter, Pump shaft is 2-1/4" diameter, center distance between shafts is 33".

Procedure	Example																		
Step #1: Calculate the Design Horsepower DHP = DriveR HP x service factor (page B2-23)	Service Factor = 1.4 DHP = 30 HP x 1.4 SF = 42																		
Step #2: Choose the Belt Cross Section Reference chart (page B2-24)	42 DHP and 1750 RPM falls in the B section																		
Step #3: Check NEMA recommended Minimum Motor Sheave Outside Diameter (page B2-24)	NEMA minimum O.D. for a 30 HP 1750 RPM motor is 5.2 inches																		
Step #4: Calculate Speed Ratio Speed Ratio = DriveR RPM / DriveN RPM	Speed Ratio = 1750 RPM / 500 RPM = 3.5																		
Step #5: In the Drive Selection Tables corresponding to the correct belt section, locate the drive line with the same ratio. In the event of multiple lines, drives using larger diameters are usually more economical.	Lines 416 (page B2-66) is a 3.51 ratio. The driver used here is larger than the NEMA recommended minimum.																		
Step #6: Note the following information from the drive line: DriveR sheave diameter DriveN sheave diameter Actual RPM - Under the corresponding motor RPM HP Rating Per Belt - Under the corresponding motor RPM Select the desired CD - To the right of the RPM and HP Arc-Length Correction Factor - Bold type above/below CD Belt Length - Column header above Selected CD	From line 416 DriveR DD = 5.4 DriveN DD = 20.0 DriveN speed = 498 RPM when DriveR @ 1750 RPM HP Per Belt = 10.41 HP using BX belt with DriveR @ 1750 RPM CD = 32.6" Arc Length Correction Factor = .97 BX105																		
Step #7: Calculate corrected HP per Belt CHP = HP per Belt x Arc Length Correction Factor	CHP = 10.41 x .97 = 10.09																		
Step #8: Determine number of belts required NOB = Design HP / CHP	NOB = 42 DHP / 10.09 CHP = 4.16 • use 5 belts																		
Step #9: Check for Dynamic Balance Recommendations Reference Chart (page B2-26)	OK as Standard - 5.4 x 5B static balance good to 3250 RPM OK as Standard - 20.0 x 5B static balance good to 1730 RPM																		
Step #10: Specify Drive Components Reference Component Dimensional pages for Product Number	<table border="1"> <thead> <tr> <th>Item</th> <th>Product No.</th> <th>Ref. Page</th> </tr> </thead> <tbody> <tr> <td>DR - 5.4 x 5B sheave</td> <td>545B</td> <td>(B2-6)</td> </tr> <tr> <td>- SK Bushing for 1-7/8" bore</td> <td>SK178</td> <td>(A1-5)</td> </tr> <tr> <td>DN - 20.0 x 5B sheave</td> <td>2005B</td> <td>(B2-6)</td> </tr> <tr> <td>- E Bushing for 2-1/4" bore</td> <td>E214</td> <td>(A1-5)</td> </tr> <tr> <td>Belts - Qty. of 5 belts</td> <td>BX105</td> <td>(B2-19)</td> </tr> </tbody> </table>	Item	Product No.	Ref. Page	DR - 5.4 x 5B sheave	545B	(B2-6)	- SK Bushing for 1-7/8" bore	SK178	(A1-5)	DN - 20.0 x 5B sheave	2005B	(B2-6)	- E Bushing for 2-1/4" bore	E214	(A1-5)	Belts - Qty. of 5 belts	BX105	(B2-19)
Item	Product No.	Ref. Page																	
DR - 5.4 x 5B sheave	545B	(B2-6)																	
- SK Bushing for 1-7/8" bore	SK178	(A1-5)																	
DN - 20.0 x 5B sheave	2005B	(B2-6)																	
- E Bushing for 2-1/4" bore	E214	(A1-5)																	
Belts - Qty. of 5 belts	BX105	(B2-19)																	

Drive Selection

Classical Belts

Using Drive Selection Tables and HP Rating Tables

Speeds Other than Common Motor Speeds and Speed-Up Applications

Example: A 100 HP 1000 RPM internal combustion engine driving a generator operating at 1860 RPM, 3 hours a day. Motor shaft is 2" diameter, generator shaft is 1-7/8" diameter, center distance between shafts is 40".

Procedure	Example																		
Step #1: Calculate the Design Horsepower DHP = DriveR HP x service factor (page B2-23)	Service Factor = 1.1 DHP = 100 HP x 1.1 = 110																		
Step #2: Choose the Belt Cross Section Reference chart (page B2-24)	110 DHP and 1000 RPM falls in the C section																		
Step #3: Check NEMA recommended Minimum Motor Sheave Outside Diameter (page B2-24)	Does Not Apply - DriveR not NEMA Motor																		
Step #4: Calculate Speed Ratio Speed Ratio = Faster RPM / Slower RPM	Speed Ratio = 1860 RPM / 1000 RPM = 1.86																		
Step #5: In the Drive Selection Tables corresponding to the correct belt section, locate the drive line with the same ratio. In the event of multiple lines, drives using larger diameters are usually more economical.	Line 105 is a 1.86 ratio. Due to the application being a speed-up drive the DriveR and DriveN sheave are reversed in the table. Actual RPM = 1000 DriveR RPM x 1.86 = 1860 DriveN RPM																		
Step #6: Note the following information from the drive line: DriveR sheave diameter DriveN sheave diameter Select the desired CD - On the right hand page Arc-Length Correction Factor - Bold type above/below CD Belt Length - Column header above Selected CD	From line 105 DriveR DD = 18.0 DriveN DD = 9.5 CD = 39.6" Arc Length Correction Factor = .94 CP120																		
Step #7: In the HP Rating Tables, following the Drive Selection Tables, locate the HP per Belt under the correct Belt Section. (Use Small Sheave Diameter and RPM)	CP HP Rating Tables (page B2-94) 9.5 diameter sheave @ 1860 RPM - HP/Belt = 21.5																		
Step #8: Calculate corrected HP per Belt Add on for ratio is found to the right of the HP Rating Tables CHP = (HP per Belt + Add on) x Arc Length Correction Factor	Add on for 1.86 ratio = 2.10 CHP = (21.5 + 2.10) x .94 = 22.18																		
Step #9: Determine number of belts required NOB = Design HP / CHP	NOB = 110 DHP / 22.18 CHP = 4.95 • use 5 belts																		
Step #10: Check for Dynamic Balance Recommendations Reference Chart (page B2-26)	OK as Standard - 9.5 x 5C static balance good to 2140 RPM OK as Standard - 18.0 x 5C static balance good to 1570 RPM																		
Step #11: Stock cast iron parts are good to 6500 FPM If operating faster MTO ductile iron is required FPM = diameter (in.) x RPM x .262	18.0 DD = 18.4 OD FPM = 18.4 x 1000 x .262 = 4820 FPM Stock cast iron parts are OK																		
Step #12: Specify Drive Components Reference Component Dimensional pages for Product Number	<table border="1"> <thead> <tr> <th>Item</th> <th>Product No.</th> <th>Ref. Page</th> </tr> </thead> <tbody> <tr> <td>DR - 18.0 x 5C sheave</td> <td>1805C</td> <td>(B2-9)</td> </tr> <tr> <td>- E Bushing for 2" bore</td> <td>E2</td> <td>(A1-5)</td> </tr> <tr> <td>DN - 9.5 x 5C sheave</td> <td>955C</td> <td>(B2-9)</td> </tr> <tr> <td>- E Bushing for 1-7/8" bore</td> <td>E178</td> <td>(A1-5)</td> </tr> <tr> <td>Belts - Qty. of 5 belts</td> <td>CP120</td> <td>(B2-15)</td> </tr> </tbody> </table>	Item	Product No.	Ref. Page	DR - 18.0 x 5C sheave	1805C	(B2-9)	- E Bushing for 2" bore	E2	(A1-5)	DN - 9.5 x 5C sheave	955C	(B2-9)	- E Bushing for 1-7/8" bore	E178	(A1-5)	Belts - Qty. of 5 belts	CP120	(B2-15)
Item	Product No.	Ref. Page																	
DR - 18.0 x 5C sheave	1805C	(B2-9)																	
- E Bushing for 2" bore	E2	(A1-5)																	
DN - 9.5 x 5C sheave	955C	(B2-9)																	
- E Bushing for 1-7/8" bore	E178	(A1-5)																	
Belts - Qty. of 5 belts	CP120	(B2-15)																	

Non-Stock Diameters

Example: A 25 HP 1160 RPM motor driving a Ball Mill operating at 750 RPM, 8 hours a day.
The motor shaft is 2-1/8", the Mill is supplied with a 14.75 x 3B flywheel sheave mounted, the center distance is 48".

Procedure	Example															
Step #1: Calculate the Design Horsepower DHP = DriveR HP x service factor (page B2-23)	Service Factor = 1.4 DHP = 25 HP x 1.4 = 35															
Step #2: Choose the Belt Cross Section Reference chart (page B2-24)	35 DHP and 1160 RPM intersect in the B section <i>This agrees with the sheave supplied with the mill</i>															
Step #3: Check NEMA recommended Minimum Motor Sheave Outside Diameter (page B2-24)	Minimum O.D. for a 25 HP 1160 RPM motor is 6.0 inches															
Step #4: Calculate Speed Ratio Speed Ratio = Faster RPM / Slower RPM	Speed Ratio = 1160 RPM / 750 RPM = 1.55															
Step #5: Use the Ratio and any diameter limits or known sheaves to determine the diameters of DriveR and DriveN. Try to utilize stock parts when possible.	14.75 DD Known DriveN Sheave = 15.11 PD 15.11 PD DriveN Sheave / 1.55 Ratio = 9.75 PD DriveR Sheave Use Stock 94 DD stock sheave = 9.76 PD															
Step #6: Using the diameter of the sheave the actual ratio and speed can be calculated.	Actual Ratio = 15.11 PD DriveN / 9.76 PD DriveR = 1.55 Actual RPM = 1160 RPM DriveR / 1.55 = 748 RPM DriveN															
Step #7: Calculate Belt Length to determine the closest stock belt. Then calculate the actual CD using the stock belt. (Formulas on page B2-25)	$BL = 2 \times 48 + 1.57 \times (14.75 + 9.4) + [(14.75 - 9.4)^2 / (4 \times 48)]$ BL = 134.1 • use a BP133 Belt A = 134.8 - 1.57 x (14.75 + 9.4) = 96.88 CD = 1/2 x [96.88 - .03 x (14.75 - 9.4)] = 48.4"															
Step #8: Find the AC and LC correction factors. (page B2-25)	AC factor = .985 LC factor for BP133 belts = 1.08															
Step #9: In the HP Rating Tables, following the Drive Selection Tables, locate the HP per Belt under the correct Belt Section. (Use Small Sheave Diameter and RPM)	BP HP rating tables (page B2-90) 9.4 diameter @ 1160 RPM - HP / Belt = 13.0															
Step #10: Calculate corrected HP per Belt Add on for ratio is found to the right of the HP Rating Tables CHP = (HP per Belt + Add on) x AC x LC	Add on for 1.55 ratio = .57 CHP = (13.0 + .57) x .985 x 1.08 = 14.44															
Step #11: Determine number of belts required NOB = Design HP / CHP	NOB = 35 DHP / 14.44 CHP = 2.42 • use 3 belts															
Step #12: Check for Dynamic Balance Recommendations Reference Chart (page B2-26)	OK as Standard - 9.4 x 3B static balance good to 3160 RPM OK as Standard - 14.75 x 3B static balance good to 2500 RPM															
Step #13: Stock cast iron parts are good to 6500 FPM. If operating faster, MTO ductile iron is required. FPM = diameter (in.) x RPM x .262	FPM = 9.75 x 1160 x .262 = 2963 FPM Standard Cast Iron Parts are OK															
Step #14: Specify Drive Components Reference Component Dimensional pages for Product Number	<table border="1"> <thead> <tr> <th>Item</th> <th>Product No.</th> <th>Ref. Page</th> </tr> </thead> <tbody> <tr> <td>DR - 9.4 x 3B sheave</td> <td>943B</td> <td>(B2-5)</td> </tr> <tr> <td>- SK Bushing for 2-1/8" bore</td> <td>SK218</td> <td>(A1-5)</td> </tr> <tr> <td>DN - Existing 14.75 x 3B sheave</td> <td></td> <td></td> </tr> <tr> <td>Belts - Qty. of 3 belts</td> <td>3BP133</td> <td>(B2-15)</td> </tr> </tbody> </table>	Item	Product No.	Ref. Page	DR - 9.4 x 3B sheave	943B	(B2-5)	- SK Bushing for 2-1/8" bore	SK218	(A1-5)	DN - Existing 14.75 x 3B sheave			Belts - Qty. of 3 belts	3BP133	(B2-15)
Item	Product No.	Ref. Page														
DR - 9.4 x 3B sheave	943B	(B2-5)														
- SK Bushing for 2-1/8" bore	SK218	(A1-5)														
DN - Existing 14.75 x 3B sheave																
Belts - Qty. of 3 belts	3BP133	(B2-15)														

AP & AX Belts In B Sheaves

Drive Selection Tables

LINE #	RATIO	STOCK SHEAVES			DRIVEN SPEEDS AND HORSEPOWER RATINGS PER BELT								
		Datum Diameter		Number Grooves	1160 RPM			1750 RPM			3500 RPM		
		DR	DN		Driven Speed	H.P. Ratings		Driven Speed	H.P. Ratings		Driven Speed	H.P. Ratings	
						AP	AX		AP	AX		AP	AX
1	1.00	3.00	3.00	1-6	1160	1.62	1.89	1750	2.13	2.57	3500	3.02	3.98
2	1.00	3.20	3.20	1-6	1160	1.87	2.15	1750	2.50	2.93	3500	3.63	4.61
3	1.00	3.40	3.40	1-6	1160	2.13	2.41	1750	2.86	3.30	3500	4.22	5.22
4	1.00	3.60	3.60	1-6	1160	2.38	2.66	1750	3.21	3.66	3500	4.80	5.83
5	1.00	3.80	3.80	1-6	1160	2.63	2.91	1750	3.57	4.01	3500	5.36	6.42
6	1.00	4.00	4.00	1-6	1160	2.88	3.16	1750	3.92	4.37	3500	5.91	7.00
7	1.00	4.20	4.20	1-6	1160	3.13	3.41	1750	4.26	4.72	3500	6.44	7.57
8	1.00	4.40	4.40	1-6	1160	3.37	3.66	1750	4.61	5.07	3500	6.95	8.12
9	1.00	4.60	4.60	1-6	1160	3.62	3.90	1750	4.94	5.41	3500	7.44	8.66
10	1.00	4.80	4.80	1-6	1160	3.86	4.15	1750	5.28	5.75	3500	7.92	9.18
11	1.00	5.00	5.00	1-8,10	1160	4.10	4.39	1750	5.61	6.09	3500	8.38	9.69
12	1.00	5.20	5.20	1-8,10	1160	4.34	4.63	1750	5.94	6.43	3500	8.82	10.18
13	1.00	5.40	5.40	1-8,10	1160	4.57	4.87	1750	6.27	6.76	3500	9.24	10.66
14	1.00	5.60	5.60	1-8,10	1160	4.81	5.11	1750	6.59	7.09	3500	9.64	11.12
15	1.00	5.80	5.80	1-8,10	1160	5.04	5.35	1750	6.90	7.42	3500	10.02	11.57
16	1.00	6.00	6.00	1-8,10	1160	5.28	5.58	1750	7.22	7.74	3500	10.38	12.00
17	1.00	6.20	6.20	1-8,10	1160	5.51	5.82	1750	7.53	8.06	3500	10.71	12.41
18	1.00	6.40	6.40	1-8,10	1160	5.74	6.05	1750	7.84	8.38	-	-	-
19	1.00	6.60	6.60	1-8,10	1160	5.96	6.28	1750	8.14	8.69	-	-	-
20	1.00	7.00	7.00	1-8,10	1160	6.42	6.74	1750	8.73	9.31	-	-	-
21	1.03	6.40	6.60	1-8,10	1126	5.78	6.09	1699	7.90	8.44	-	-	-
22	1.03	6.20	6.40	1-8,10	1125	5.55	5.86	1697	7.59	8.12	3395	10.84	12.53
23	1.03	6.00	6.20	1-8,10	1124	5.32	5.62	1696	7.28	7.80	3391	10.50	12.12
24	1.03	5.80	6.00	1-8,10	1123	5.09	5.39	1694	6.97	7.48	3388	10.15	11.70
25	1.03	5.60	5.80	1-8,10	1122	4.85	5.15	1692	6.65	7.15	3384	9.77	11.25
26	1.04	5.40	5.60	1-8,10	1120	4.62	4.92	1690	6.33	6.83	3380	9.38	10.79
27	1.04	5.20	5.40	1-8,10	1119	4.38	4.68	1688	6.01	6.50	3376	8.96	10.32
28	1.04	5.00	5.20	1-8,10	1117	4.15	4.44	1686	5.69	6.16	3372	8.53	9.83
29	1.04	4.80	5.00	1-6	1116	3.91	4.20	1683	5.36	5.83	3367	8.07	9.33
30	1.04	4.60	4.80	1-6	1114	3.67	3.96	1681	5.02	5.49	3361	7.60	8.81
31	1.04	4.40	4.60	1-6	1112	3.43	3.71	1678	4.69	5.15	3356	7.11	8.28
32	1.04	4.20	4.40	1-6	1110	3.18	3.47	1675	4.35	4.80	3349	6.61	7.73
33	1.05	4.00	4.20	1-6	1108	2.94	3.22	1671	4.01	4.45	3343	6.09	7.17
34	1.05	3.80	4.00	1-6	1105	2.69	2.97	1668	3.66	4.10	3335	5.55	6.60
35	1.05	3.60	3.80	1-6	1103	2.44	2.72	1664	3.31	3.75	3327	5.00	6.02
36	1.05	3.40	3.60	1-6	1100	2.20	2.47	1659	2.96	3.39	3318	4.43	5.42
37	1.06	3.20	3.40	1-6	1096	1.94	2.22	1654	2.61	3.04	3308	3.85	4.81
38	1.06	6.60	7.00	1-8,10	1096	6.04	6.35	1653	8.25	8.80	-	-	-
39	1.06	3.00	3.20	1-6	1093	1.69	1.97	1649	2.25	2.67	3297	3.25	4.20
40	1.06	6.20	6.60	1-8,10	1092	5.58	5.89	1648	7.64	8.17	3296	10.94	12.63
41	1.06	6.00	6.40	1-8,10	1090	5.35	5.66	1645	7.34	7.85	3289	10.61	12.23
42	1.07	5.80	6.20	1-8,10	1088	5.12	5.42	1641	7.03	7.53	3283	10.26	11.80
43	1.07	5.60	6.00	1-8,10	1086	4.89	5.19	1638	6.71	7.21	3276	9.89	11.36
44	1.07	5.40	5.80	1-8,10	1083	4.66	4.95	1634	6.39	6.88	3269	9.49	10.91
45	1.07	5.20	5.60	1-8,10	1081	4.42	4.72	1630	6.07	6.55	3261	9.08	10.43
46	1.08	5.00	5.40	1-8,10	1078	4.19	4.48	1626	5.75	6.22	3252	8.65	9.95
47	1.08	4.80	5.20	1-6	1075	3.95	4.24	1622	5.42	5.89	3243	8.20	9.45
48	1.08	4.60	5.00	1-6	1072	3.71	4.00	1617	5.09	5.55	3233	7.73	8.93
49	1.08	7.00	7.60	1-8,10	1071	6.51	6.83	1616	8.88	9.45	-	-	-
50	1.09	4.40	4.80	1-6	1068	3.47	3.75	1611	4.76	5.21	3223	7.25	8.41

Shaded area diameters are below industry standard for belt.

AP & AX Belts In B Sheaves

Drive Selection Tables

LINE #	RATIO	STOCK SHEAVES			DRIVEN SPEEDS AND HORSEPOWER RATINGS PER BELT								
		Datum Diameter		Number Grooves	1160 RPM			1750 RPM			3500 RPM		
		DR	DN		Driven Speed	H.P. Ratings		Driven Speed	H.P. Ratings		Driven Speed	H.P. Ratings	
						AP	AX		AP	AX		AP	AX
51	1.09	4.20	4.60	1-6	1064	3.23	3.51	1606	4.42	4.87	3211	6.75	7.86
52	1.09	6.40	7.00	1-8,10	1064	5.84	6.15	1605	7.99	8.53	-	-	-
53	1.09	4.00	4.40	1-6	1060	2.99	3.27	1599	4.08	4.52	3199	6.23	7.31
54	1.10	6.00	6.60	1-8,10	1058	5.38	5.69	1597	7.38	7.90	3193	10.70	12.31
55	1.10	3.80	4.20	1-6	1056	2.74	3.02	1593	3.74	4.17	3185	5.70	6.74
56	1.10	5.80	6.40	1-8,10	1055	5.15	5.45	1592	7.07	7.58	3184	10.35	11.89
57	1.10	5.60	6.20	1-8,10	1052	4.92	5.22	1587	6.76	7.25	3174	9.98	11.45
58	1.10	3.60	4.00	1-6	1051	2.49	2.77	1585	3.39	3.82	3171	5.15	6.16
59	1.11	5.40	6.00	1-8,10	1049	4.69	4.98	1582	6.44	6.93	3164	9.59	11.00
60	1.11	3.40	3.80	1-6	1045	2.25	2.52	1577	3.04	3.47	3154	4.58	5.57
61	1.11	5.20	5.80	1-8,10	1045	4.46	4.75	1576	6.12	6.60	3153	9.18	10.53
62	1.11	5.00	5.60	1-8,10	1041	4.22	4.51	1571	5.80	6.27	3141	8.75	10.04
63	1.12	3.20	3.60	1-6	1039	2.00	2.27	1568	2.69	3.11	3136	4.01	4.97
64	1.12	4.80	5.40	1-6	1037	3.98	4.27	1564	5.47	5.94	3128	8.30	9.55
65	1.12	3.00	3.40	1-6	1033	1.75	2.02	1558	2.33	2.75	3116	3.42	4.35
66	1.12	4.60	5.20	1-6	1032	3.75	4.03	1557	5.14	5.60	3115	7.84	9.03
67	1.12	6.20	7.00	1-8,10	1032	5.64	5.94	1557	7.73	8.25	3114	11.11	12.79
68	1.13	4.40	5.00	1-6	1027	3.51	3.79	1550	4.81	5.26	3100	7.36	8.51
69	1.13	5.80	6.60	1-8,10	1025	5.18	5.48	1546	7.11	7.61	3091	10.43	11.97
70	1.13	4.20	4.80	1-6	1022	3.27	3.54	1542	4.47	4.92	3084	6.86	7.97
71	1.14	5.60	6.40	1-8,10	1020	4.95	5.24	1539	6.80	7.29	3079	10.06	11.53
72	1.14	4.00	4.60	1-6	1016	3.02	3.30	1534	4.13	4.57	3067	6.34	7.41
73	1.14	5.40	6.20	1-8,10	1016	4.72	5.01	1533	6.48	6.97	3066	9.67	11.07
74	1.15	6.60	7.60	1-8,10	1012	6.11	6.42	1527	8.36	8.90	-	-	-
75	1.15	5.20	6.00	1-8,10	1012	4.48	4.77	1526	6.16	6.64	3052	9.26	10.61
76	1.15	3.80	4.40	1-6	1010	2.78	3.05	1524	3.79	4.23	3048	5.81	6.85
77	1.15	5.00	5.80	1-8,10	1007	4.25	4.53	1519	5.84	6.31	3037	8.84	10.12
78	1.16	3.60	4.20	1-6	1004	2.53	2.81	1514	3.45	3.88	3028	5.27	6.27
79	1.16	4.80	5.60	1-6	1001	4.01	4.30	1511	5.52	5.98	3021	8.39	9.62
80	1.16	6.00	7.00	1-8,10	1000	5.43	5.73	1509	7.46	7.96	3017	10.85	12.45
81	1.16	3.40	4.00	1-6	996	2.29	2.56	1503	3.10	3.52	3006	4.70	5.68
82	1.16	4.60	5.40	1-6	996	3.78	4.06	1502	5.19	5.64	3004	7.93	9.11
83	1.17	7.00	8.20	1-8,10	995	6.58	6.89	1501	8.98	9.54	-	-	-
84	1.17	5.60	6.60	1-8,10	991	4.97	5.26	1495	6.83	7.32	2989	10.13	11.59
85	1.17	4.40	5.20	1-6	990	3.54	3.81	1493	4.85	5.30	2986	7.44	8.59
86	1.17	3.20	3.80	1-6	988	2.04	2.31	1491	2.75	3.17	2981	4.13	5.08
87	1.18	5.40	6.40	1-8,10	986	4.74	5.03	1487	6.52	7.00	2974	9.74	11.14
88	1.18	4.20	5.00	1-6	983	3.30	3.57	1483	4.52	4.96	2967	6.95	8.05
89	1.18	6.40	7.60	1-8,10	983	5.91	6.21	1482	8.09	8.62	-	-	-
90	1.18	5.20	6.20	1-8,10	980	4.51	4.79	1479	6.20	6.67	2957	9.33	10.67
91	1.18	3.00	3.60	1-6	979	1.79	2.06	1477	2.39	2.81	2955	3.54	4.47
92	1.19	4.00	4.80	1-6	976	3.05	3.33	1473	4.18	4.62	2946	6.43	7.50
93	1.19	5.00	6.00	1-8,10	974	4.27	4.56	1470	5.88	6.34	2940	8.91	10.19
94	1.20	3.80	4.60	1-6	969	2.81	3.08	1461	3.84	4.27	2923	5.90	6.93
95	1.20	4.80	5.80	1-6	968	4.04	4.32	1461	5.55	6.01	2921	8.46	9.69
96	1.20	5.80	7.00	1-8,10	968	5.22	5.52	1460	7.18	7.67	2921	10.56	12.08
97	1.21	4.60	5.60	1-6	962	3.80	4.08	1451	5.22	5.67	2902	8.00	9.18
98	1.21	3.60	4.40	1-6	960	2.56	2.83	1449	3.49	3.92	2898	5.36	6.35
99	1.21	5.40	6.60	1-8,10	957	4.76	5.05	1443	6.55	7.03	2887	9.80	11.19
100	1.22	4.40	5.40	1-6	955	3.56	3.84	1440	4.89	5.33	2881	7.52	8.65

Shaded area diameters are below industry standard for belt.

AP & AX Belts In B Sheaves

Drive Selection Tables

LINE #	RATIO	STOCK SHEAVES			DRIVEN SPEEDS AND HORSEPOWER RATINGS PER BELT								
		Datum Diameter		Number Grooves	1160 RPM			1750 RPM			3500 RPM		
		DR	DN		Driven Speed	H.P. Ratings		Driven Speed	H.P. Ratings		Driven Speed	H.P. Ratings	
						AP	AX		AP	AX		AP	AX
101	1.22	6.20	7.60	1-8,10	953	5.70	5.99	1438	7.81	8.33	2876	11.28	12.95
102	1.22	3.40	4.20	1-6	951	2.32	2.59	1435	3.15	3.57	2871	4.80	5.76
103	1.22	5.20	6.40	1-8,10	951	4.53	4.81	1434	6.23	6.70	2868	9.39	10.72
104	1.22	4.20	5.20	1-6	947	3.32	3.59	1429	4.55	4.99	2858	7.02	8.11
105	1.23	5.00	6.20	1-8,10	944	4.29	4.57	1424	5.91	6.37	2849	8.96	10.24
106	1.23	3.20	4.00	1-6	942	2.07	2.34	1421	2.79	3.21	2841	4.22	5.16
107	1.23	6.60	8.20	1-8,10	940	6.16	6.46	1419	8.44	8.97	-	-	-
108	1.24	4.00	5.00	1-6	939	3.08	3.35	1417	4.22	4.65	2833	6.50	7.56
109	1.24	4.80	6.00	1-6	937	4.06	4.33	1414	5.58	6.03	2828	8.52	9.74
110	1.24	5.60	7.00	1-8,10	936	5.01	5.30	1412	6.89	7.37	2824	10.24	11.69
111	1.25	3.00	3.80	1-6	931	1.82	2.08	1404	2.44	2.85	2809	3.63	4.55
112	1.25	3.80	4.80	1-6	930	2.83	3.10	1403	3.87	4.30	2807	5.97	6.99
113	1.25	4.60	5.80	1-6	930	3.82	4.09	1403	5.25	5.70	2806	8.06	9.23
114	1.26	6.00	7.60	1-8,10	924	5.48	5.78	1393	7.53	8.03	2787	11.00	12.58
115	1.26	5.20	6.60	1-8,10	923	4.54	4.83	1392	6.25	6.72	2785	9.44	10.77
116	1.26	4.40	5.60	1-6	922	3.58	3.85	1391	4.92	5.36	2782	7.57	8.70
117	1.26	3.60	4.60	1-6	921	2.59	2.86	1389	3.53	3.95	2778	5.43	6.42
118	1.27	5.00	6.40	1-8,10	916	4.31	4.59	1382	5.93	6.39	2763	9.01	10.28
119	1.27	4.20	5.40	1-6	914	3.34	3.61	1378	4.58	5.02	2757	7.08	8.16
120	1.27	6.40	8.20	1-8,10	913	5.95	6.25	1377	8.16	8.68	-	-	-
121	1.27	3.40	4.40	1-6	911	2.34	2.61	1374	3.18	3.60	2747	4.87	5.83
122	1.28	7.00	9.00	1-8,10	909	6.63	6.94	1372	9.06	9.61	-	-	-
123	1.28	4.80	6.20	1-6	908	4.07	4.35	1370	5.60	6.06	2740	8.57	9.78
124	1.28	4.00	5.20	1-6	905	3.10	3.37	1365	4.24	4.67	2729	6.56	7.61
125	1.28	5.40	7.00	1-8,10	904	4.79	5.07	1364	6.59	7.07	2728	9.89	11.27
126	1.29	4.60	6.00	1-6	900	3.83	4.11	1358	5.28	5.72	2716	8.10	9.27
127	1.29	3.20	4.20	1-6	899	2.09	2.36	1357	2.83	3.24	2713	4.29	5.22
128	1.30	3.80	5.00	1-6	895	2.85	3.12	1350	3.90	4.33	2700	6.03	7.04
129	1.30	5.80	7.60	1-8,10	894	5.27	5.55	1349	7.24	7.73	2697	10.69	12.19
130	1.30	4.40	5.80	1-6	892	3.60	3.87	1345	4.94	5.38	2690	7.62	8.75
131	1.30	5.00	6.60	1-8,10	889	4.32	4.60	1341	5.95	6.41	2682	9.06	10.32
132	1.31	3.00	4.00	1-6	887	1.84	2.10	1338	2.47	2.88	2676	3.70	4.61
133	1.31	6.20	8.20	1-8,10	885	5.73	6.03	1336	7.87	8.38	2672	11.40	13.05
134	1.31	3.60	4.80	1-6	884	2.61	2.87	1334	3.56	3.97	2668	5.48	6.47
135	1.31	4.20	5.60	1-6	882	3.35	3.62	1331	4.61	5.04	2662	7.12	8.21
136	1.32	4.80	6.40	1-6	881	4.09	4.36	1329	5.63	6.07	2658	8.61	9.82
137	1.33	3.40	4.60	1-6	873	2.36	2.62	1317	3.21	3.62	2634	4.92	5.87
138	1.33	4.00	5.40	1-6	873	3.11	3.38	1316	4.27	4.69	2633	6.61	7.65
139	1.33	4.60	6.20	1-6	872	3.85	4.12	1316	5.30	5.74	2632	8.14	9.31
140	1.33	5.20	7.00	1-8,10	872	4.57	4.85	1316	6.29	6.75	2631	9.52	10.83
141	1.34	5.60	7.60	1-8,10	864	5.05	5.33	1304	6.94	7.42	2608	10.35	11.78
142	1.34	4.40	6.00	1-6	863	3.61	3.88	1302	4.96	5.40	2604	7.66	8.78
143	1.35	3.80	5.20	1-6	862	2.87	3.13	1300	3.93	4.34	2601	6.08	7.08
144	1.35	3.20	4.40	1-6	861	2.11	2.37	1298	2.86	3.26	2597	4.35	5.27
145	1.35	6.60	9.00	1-8,10	859	6.20	6.50	1296	8.50	9.03	-	-	-
146	1.35	6.00	8.20	1-8,10	858	5.52	5.80	1294	7.58	8.07	2589	11.10	12.67
147	1.36	4.80	6.60	1-6	855	4.10	4.37	1290	5.64	6.09	2580	8.64	9.85
148	1.36	4.20	5.80	1-6	853	3.37	3.63	1287	4.63	5.05	2574	7.16	8.24
149	1.36	3.60	5.00	1-6	851	2.62	2.88	1283	3.58	3.99	2567	5.53	6.50
150	1.37	3.00	4.20	1-6	847	1.86	2.12	1278	2.50	2.90	2556	3.76	4.66

Shaded area diameters are below industry standard for belt.

AP & AX Belts In B Sheaves

Drive Selection Tables

LINE #	RATIO	STOCK SHEAVES			DRIVEN SPEEDS AND HORSEPOWER RATINGS PER BELT								
		Datum Diameter		Number Grooves	1160 RPM			1750 RPM			3500 RPM		
		DR	DN		Driven Speed	H.P. Ratings		Driven Speed	H.P. Ratings		Driven Speed	H.P. Ratings	
						AP	AX		AP	AX		AP	AX
151	1.37	4.60	6.40	1-6	846	3.86	4.13	1276	5.31	5.75	2553	8.18	9.34
152	1.38	4.00	5.60	1-6	843	3.12	3.39	1271	4.29	4.71	2543	6.65	7.68
153	1.38	5.00	7.00	1-8,10	840	4.34	4.62	1267	5.98	6.43	2534	9.12	10.37
154	1.38	3.40	4.80	1-6	838	2.37	2.64	1265	3.23	3.64	2530	4.97	5.91
155	1.39	4.40	6.20	1-6	836	3.62	3.89	1262	4.98	5.41	2523	7.70	8.81
156	1.39	5.40	7.60	1-8,10	835	4.82	5.10	1260	6.64	7.11	2519	9.99	11.35
157	1.39	6.40	9.00	1-8,10	834	5.99	6.28	1258	8.21	8.72	-	-	-
158	1.40	3.80	5.40	1-6	832	2.88	3.14	1254	3.94	4.36	2509	6.11	7.12
159	1.40	5.80	8.20	1-8,10	831	5.29	5.58	1253	7.28	7.76	2506	10.77	12.27
160	1.40	4.20	6.00	1-6	826	3.38	3.64	1246	4.64	5.07	2492	7.20	8.27
161	1.41	3.20	4.60	1-6	825	2.12	2.38	1245	2.88	3.28	2490	4.39	5.31
162	1.41	4.60	6.60	1-6	821	3.87	4.14	1239	5.33	5.76	2478	8.21	9.36
163	1.42	3.60	5.20	1-6	819	2.63	2.89	1236	3.60	4.01	2472	5.57	6.54
164	1.42	4.00	5.80	1-6	815	3.13	3.40	1229	4.30	4.72	2459	6.68	7.71
165	1.43	4.40	6.40	1-6	811	3.63	3.90	1224	4.99	5.42	2447	7.72	8.83
166	1.43	3.00	4.40	1-6	811	1.87	2.13	1223	2.52	2.92	2446	3.80	4.69
167	1.43	6.20	9.00	1-8,10	809	5.76	6.05	1220	7.92	8.42	2441	11.49	13.13
168	1.44	4.80	7.00	1-6	808	4.12	4.39	1219	5.67	6.11	2438	8.70	9.90
169	1.44	3.40	5.00	1-6	806	2.39	2.64	1217	3.25	3.65	2433	5.00	5.94
170	1.44	5.20	7.60	1-8,10	805	4.60	4.87	1215	6.33	6.79	2430	9.60	10.90
171	1.44	3.80	5.60	1-6	803	2.89	3.15	1212	3.96	4.37	2423	6.15	7.14
172	1.44	5.60	8.20	1-8,10	803	5.07	5.35	1212	6.98	7.45	2423	10.42	11.84
173	1.45	4.20	6.20	1-6	800	3.39	3.65	1207	4.66	5.08	2415	7.22	8.29
174	1.46	3.20	4.80	1-6	792	2.14	2.39	1196	2.90	3.30	2391	4.42	5.34
175	1.47	3.60	5.40	1-6	790	2.64	2.90	1192	3.61	4.02	2385	5.60	6.56
176	1.47	4.00	6.00	1-6	789	3.14	3.41	1190	4.32	4.73	2380	6.70	7.73
177	1.47	4.40	6.60	1-6	787	3.64	3.90	1188	5.01	5.43	2376	7.75	8.85
178	1.48	6.00	9.00	1-8,10	784	5.54	5.83	1182	7.62	8.11	2365	11.18	12.74
179	1.49	3.00	4.60	1-6	777	1.88	2.14	1173	2.54	2.94	2345	3.83	4.72
180	1.49	3.40	5.20	1-6	777	2.40	2.65	1172	3.26	3.67	2344	5.03	5.97
181	1.49	3.80	5.80	1-6	777	2.90	3.16	1171	3.97	4.38	2343	6.17	7.16
182	1.49	4.20	6.40	1-6	776	3.39	3.66	1171	4.67	5.09	2342	7.25	8.31
183	1.49	4.60	7.00	1-6	776	3.88	4.15	1171	5.35	5.78	2341	8.25	9.40
184	1.50	5.00	7.60	1-8,10	776	4.37	4.64	1170	6.02	6.46	2341	9.19	10.43
185	1.50	5.40	8.20	1-8,10	776	4.84	5.12	1170	6.67	7.13	2340	10.05	11.40
186	1.50	7.00	10.60	1-8,10	775	6.68	6.98	1169	9.14	9.68	-	-	-
187	1.52	4.00	6.20	1-6	764	3.15	3.41	1153	4.33	4.74	2306	6.73	7.75
188	1.52	3.60	5.60	1-6	763	2.65	2.91	1152	3.63	4.03	2303	5.62	6.58
189	1.52	3.20	5.00	1-6	762	2.15	2.40	1150	2.91	3.31	2300	4.45	5.36
190	1.53	5.80	9.00	1-8,10	759	5.32	5.60	1145	7.32	7.79	2289	10.84	12.32
191	1.54	4.20	6.60	1-6	754	3.40	3.66	1137	4.68	5.10	2274	7.26	8.32
192	1.54	3.80	6.00	1-6	752	2.91	3.16	1134	3.98	4.39	2268	6.19	7.18
193	1.55	3.40	5.40	1-6	749	2.40	2.66	1131	3.27	3.68	2261	5.05	5.98
194	1.55	5.20	8.20	1-8,10	748	4.61	4.88	1129	6.36	6.81	2257	9.65	10.94
195	1.55	3.00	4.80	1-6	747	1.89	2.15	1126	2.55	2.95	2252	3.86	4.74
196	1.55	4.80	7.60	1-6	746	4.13	4.40	1126	5.70	6.13	2252	8.75	9.94
197	1.56	4.40	7.00	1-6	744	3.65	3.91	1122	5.02	5.45	2245	7.78	8.88
198	1.56	4.00	6.40	1-6	741	3.16	3.42	1118	4.34	4.75	2237	6.75	7.77
199	1.57	3.60	5.80	1-6	738	2.66	2.91	1114	3.64	4.04	2227	5.64	6.60
200	1.58	3.20	5.20	1-6	734	2.15	2.41	1108	2.92	3.32	2216	4.47	5.38

Shaded area diameters are below industry standard for belt.

AP & AX Belts In B Sheaves

Drive Selection Tables

CENTER DISTANCE AND COMBINED ARC-LENGTH CORRECTION FACTOR ▲																LINE #
A26	A31	A35	A38	A42	A46	A51	A55	A60	A68	A75	A80	A85	A90	A96	A105	
-	7.5	9.5	11.0	13.0	15.0	17.5	19.5	22.0	26.0	29.5	32.0	34.5	37.0	40.0	44.5	151
-	8.6	10.6	12.1	14.1	16.1	18.6	20.6	23.1	27.1	30.6	33.1	35.6	38.1	41.1	45.6	152
-	-	8.7	10.2	12.2	14.2	16.7	18.7	21.2	25.2	28.7	31.2	33.7	36.2	39.2	43.7	153
7.2	9.7	11.7	13.2	15.2	17.2	19.7	21.7	24.2	28.2	31.7	34.2	36.7	39.2	42.2	46.7	154
-	7.8	9.8	11.3	13.3	15.3	17.8	19.8	22.3	26.3	29.8	32.3	34.8	37.3	40.3	44.8	155
■ 0.78	0.82	0.84	0.86	0.89	0.91	0.93	0.94	0.96	0.99	1.01	1.02	1.04	1.05	1.06	1.08	■
-	-	-	9.4	11.4	13.4	15.9	17.9	20.4	24.4	27.9	30.4	32.9	35.4	38.4	42.9	156
-	-	-	-	9.5	11.5	14.0	16.0	18.5	22.5	26.0	28.5	31.0	33.5	36.5	41.0	157
6.4	8.9	10.9	12.4	14.4	16.4	18.9	20.9	23.4	27.4	30.9	33.4	35.9	38.4	41.4	45.9	158
-	-	-	-	10.6	12.6	15.1	17.1	19.6	23.6	27.1	29.6	32.1	34.6	37.6	42.1	159
-	8.1	10.1	11.6	13.6	15.6	18.1	20.1	22.6	26.6	30.1	32.6	35.1	37.6	40.6	45.1	160
■ 0.78	0.82	0.85	0.86	0.88	0.90	0.92	0.94	0.96	0.99	1.01	1.02	1.03	1.05	1.06	1.08	■
7.5	10.0	12.0	13.5	15.5	17.5	20.0	22.0	24.5	28.5	32.0	34.5	37.0	39.5	42.5	47.0	161
-	-	9.3	10.8	12.8	14.8	17.3	19.3	21.8	25.8	29.3	31.8	34.3	36.8	39.8	44.3	162
6.7	9.2	11.2	12.7	14.7	16.7	19.2	21.2	23.7	27.7	31.2	33.7	36.2	38.7	41.7	46.2	163
-	8.4	10.4	11.9	13.9	15.9	18.4	20.4	22.9	26.9	30.4	32.9	35.4	37.9	40.9	45.4	164
-	7.6	9.6	11.1	13.1	15.1	17.6	19.6	22.1	26.1	29.7	32.2	34.7	37.2	40.2	44.7	165
■ 0.78	0.82	0.84	0.86	0.89	0.91	0.93	0.94	0.96	0.99	1.01	1.02	1.04	1.05	1.06	1.08	■
7.8	10.3	12.3	13.8	15.8	17.8	20.3	22.3	24.8	28.8	32.3	34.8	37.3	39.8	42.8	47.3	166
-	-	-	-	9.6	11.6	14.1	16.2	18.7	22.7	26.2	28.7	31.2	33.7	36.7	41.2	167
-	-	8.8	10.3	12.3	14.3	16.8	18.9	21.4	25.4	28.9	31.4	33.9	36.4	39.4	43.9	168
7.0	9.5	11.5	13.0	15.0	17.0	19.5	21.5	24.0	28.0	31.5	34.0	36.5	39.0	42.0	46.5	169
-	-	-	9.5	11.5	13.5	16.1	18.1	20.6	24.6	28.1	30.6	33.1	35.6	38.6	43.1	170
■ 0.78	0.82	0.84	0.86	0.88	0.90	0.92	0.94	0.96	0.99	1.01	1.02	1.03	1.05	1.06	1.08	■
-	8.7	10.7	12.2	14.2	16.2	18.7	20.7	23.2	27.3	30.8	33.3	35.8	38.3	41.3	45.8	171
-	-	-	8.7	10.7	12.7	15.3	17.3	19.8	23.8	27.3	29.8	32.3	34.8	37.8	42.3	172
-	7.9	9.9	11.4	13.4	15.4	18.0	20.0	22.5	26.5	30.0	32.5	35.0	37.5	40.5	45.0	173
7.3	9.8	11.8	13.3	15.3	17.3	19.9	21.9	24.4	28.4	31.9	34.4	36.9	39.4	42.4	46.9	174
6.5	9.0	11.0	12.5	14.6	16.6	19.1	21.1	23.6	27.6	31.1	33.6	36.1	38.6	41.6	46.1	175
■ 0.78	0.82	0.84	0.86	0.88	0.90	0.93	0.94	0.96	0.99	1.01	1.02	1.04	1.05	1.06	1.08	■
-	8.2	10.2	11.8	13.8	15.8	18.3	20.3	22.8	26.8	30.3	32.8	35.3	37.8	40.8	45.3	176
-	7.4	9.4	11.0	13.0	15.0	17.5	19.5	22.0	26.0	29.5	32.0	34.5	37.0	40.0	44.5	177
-	-	-	9.8	11.8	14.3	16.3	18.8	22.8	26.3	28.8	31.3	33.8	36.8	41.3	45.8	178
7.6	10.1	12.2	13.7	15.7	17.7	20.2	22.2	24.7	28.7	32.2	34.7	37.2	39.7	42.7	47.2	179
6.8	9.4	11.4	12.9	14.9	16.9	19.4	21.4	23.9	27.9	31.4	33.9	36.4	38.9	41.9	46.4	180
■ 0.78	0.81	0.84	0.86	0.88	0.90	0.92	0.94	0.96	0.99	1.01	1.02	1.03	1.05	1.06	1.08	■
-	8.6	10.6	12.1	14.1	16.1	18.6	20.6	23.1	27.1	30.6	33.1	35.6	38.1	41.1	45.6	181
-	7.7	9.8	11.3	13.3	15.3	17.8	19.8	22.3	26.3	29.8	32.3	34.8	37.3	40.3	44.8	182
-	-	9.0	10.5	12.5	14.5	17.0	19.0	21.5	25.5	29.0	31.5	34.0	36.5	39.5	44.0	183
-	-	8.2	9.7	11.7	13.7	16.2	18.2	20.7	24.7	28.2	30.7	33.2	35.7	38.7	43.2	184
-	-	-	8.9	10.9	12.9	15.4	17.4	19.9	23.9	27.4	29.9	32.4	34.9	37.9	42.4	185
■ 0.00	0.81	0.83	0.85	0.88	0.90	0.92	0.94	0.96	0.99	1.01	1.02	1.03	1.05	1.06	1.08	■
-	-	-	-	-	-	12.2	14.2	16.7	20.7	24.3	26.8	29.3	31.8	34.8	39.3	186
-	8.1	10.1	11.6	13.6	15.6	18.1	20.1	22.6	26.6	30.1	32.6	35.1	37.6	40.6	45.1	187
-	8.9	10.9	12.4	14.4	16.4	18.9	20.9	23.4	27.4	30.9	33.4	35.9	38.4	41.4	45.9	188
7.2	9.7	11.7	13.2	15.2	17.2	19.7	21.7	24.2	28.2	31.7	34.2	36.7	39.2	42.2	46.7	189
-	-	-	-	9.9	11.9	14.4	16.4	19.0	23.0	26.5	29.0	31.5	34.0	37.0	41.5	190
■ 0.78	0.81	0.84	0.86	0.88	0.90	0.92	0.94	0.96	0.98	1.01	1.02	1.03	1.04	1.06	1.08	■
-	7.6	9.6	11.1	13.1	15.1	17.6	19.6	22.1	26.1	29.6	32.1	34.6	37.1	40.1	44.7	191
-	8.4	10.4	11.9	13.9	15.9	18.4	20.4	22.9	26.9	30.4	32.9	35.4	37.9	40.9	45.4	192
6.7	9.2	11.2	12.7	14.7	16.7	19.2	21.2	23.7	27.7	31.2	33.7	36.2	38.7	41.7	46.2	193
-	-	-	9.0	11.0	13.0	15.6	17.6	20.1	24.1	27.6	30.1	32.6	35.1	38.1	42.6	194
7.5	10.0	12.0	13.5	15.5	17.5	20.0	22.0	24.5	28.5	32.0	34.5	37.0	39.5	42.5	47.0	195
■ 0.77	0.81	0.84	0.86	0.88	0.90	0.92	0.94	0.96	0.99	1.01	1.02	1.03	1.05	1.06	1.08	■
-	-	8.3	9.8	11.8	13.8	16.4	18.4	20.9	24.9	28.4	30.9	33.4	35.9	38.9	43.4	196
-	-	9.1	10.6	12.6	14.6	17.1	19.2	21.7	25.7	29.2	31.7	34.2	36.7	39.7	44.2	197
-	7.9	9.9	11.4	13.4	15.4	17.9	19.9	22.4	26.5	30.0	32.5	35.0	37.5	40.5	45.0	198
-	8.7	10.7	12.2	14.2	16.2	18.7	20.7	23.2	27.2	30.7	33.2	35.8	38.3	41.3	45.8	199
7.0	9.5	11.5	13.0	15.0	17.0	19.5	21.5	24.0	28.0	31.5	34.0	36.5	39.0	42.0	46.5	200
■ 0.77	0.81	0.83	0.85	0.88	0.90	0.92	0.94	0.96	0.99	1.01	1.02	1.03	1.05	1.06	1.08	■

▲ Not all available belt lengths are shown.

■ Combined Arc-Length correction factors for 5 preceding lines.

AP & AX Belts In B Sheaves

Drive Selection Tables

LINE #	RATIO	STOCK SHEAVES			DRIVEN SPEEDS AND HORSEPOWER RATINGS PER BELT								
		Datum Diameter		Number Grooves	1160 RPM			1750 RPM			3500 RPM		
		DR	DN		Driven Speed	H.P. Ratings		Driven Speed	H.P. Ratings		Driven Speed	H.P. Ratings	
						AP	AX		AP	AX		AP	AX
201	1.58	5.60	9.00	1-8,10	734	5.09	5.36	1107	7.01	7.47	2214	10.48	11.89
202	1.58	6.60	10.60	1-8,10	732	6.24	6.54	1105	8.56	9.08	-	-	-
203	1.59	3.80	6.20	1-6	728	2.91	3.17	1099	3.99	4.40	2198	6.21	7.19
204	1.60	3.40	5.60	1-6	724	2.41	2.66	1092	3.28	3.68	2184	5.07	6.00
205	1.61	5.00	8.20	1-8,10	721	4.38	4.65	1087	6.04	6.48	2175	9.23	10.46
206	1.61	4.00	6.60	1-6	720	3.16	3.42	1086	4.34	4.76	2172	6.76	7.78
207	1.62	3.00	5.00	1-6	718	1.90	2.15	1083	2.56	2.95	2167	3.88	4.75
208	1.62	4.60	7.60	1-6	717	3.90	4.16	1081	5.37	5.80	2162	8.30	9.43
209	1.62	3.60	6.00	1-6	715	2.66	2.92	1078	3.64	4.05	2156	5.66	6.61
210	1.63	4.20	7.00	1-6	712	3.41	3.67	1074	4.69	5.11	2148	7.30	8.35
211	1.63	6.40	10.60	1-8,10	711	6.02	6.31	1073	8.27	8.77	-	-	-
212	1.64	5.40	9.00	1-8,10	709	4.86	5.13	1069	6.70	7.15	2138	10.10	11.44
213	1.64	3.20	5.40	1-6	708	2.16	2.41	1069	2.93	3.32	2137	4.49	5.39
214	1.64	3.80	6.40	1-6	706	2.92	3.17	1066	4.00	4.41	2132	6.22	7.21
215	1.66	3.40	5.80	1-6	700	2.41	2.67	1056	3.29	3.69	2112	5.09	6.01
216	1.67	4.80	8.20	1-6	693	4.15	4.41	1046	5.72	6.15	2092	8.79	9.97
217	1.68	3.60	6.20	1-6	692	2.67	2.92	1045	3.65	4.05	2089	5.67	6.62
218	1.68	3.00	5.20	1-6	692	1.91	2.16	1044	2.57	2.96	2087	3.89	4.77
219	1.68	6.20	10.60	1-8,10	690	5.80	6.08	1040	7.97	8.46	2081	11.59	13.21
220	1.69	4.40	7.60	1-6	687	3.66	3.92	1037	5.04	5.46	2073	7.82	8.91
221	1.69	7.00	12.00	1-8,10	687	6.71	7.00	1036	9.17	9.71	-	-	-
222	1.69	3.80	6.60	1-6	686	2.92	3.18	1035	4.01	4.41	2069	6.24	7.22
223	1.70	3.20	5.60	1-6	684	2.16	2.42	1032	2.94	3.33	2064	4.51	5.40
224	1.70	5.20	9.00	1-8,10	683	4.63	4.90	1031	6.38	6.83	2062	9.69	10.98
225	1.71	4.00	7.00	1-6	680	3.17	3.43	1026	4.36	4.77	2052	6.79	7.80
226	1.71	3.40	6.00	1-6	677	2.42	2.67	1022	3.30	3.69	2044	5.10	6.02
227	1.73	3.60	6.40	1-6	672	2.67	2.93	1013	3.66	4.06	2026	5.68	6.63
228	1.74	6.00	10.60	1-8,10	668	5.57	5.85	1008	7.66	8.14	2016	11.26	12.80
229	1.74	3.00	5.40	1-6	667	1.91	2.16	1007	2.58	2.97	2013	3.91	4.78
230	1.74	4.60	8.20	1-6	666	3.91	4.17	1004	5.39	5.81	2009	8.33	9.46
231	1.75	3.20	5.80	1-6	661	2.17	2.42	998	2.94	3.33	1996	4.52	5.41
232	1.76	5.00	9.00	1-8,10	658	4.39	4.66	993	6.06	6.49	1986	9.27	10.49
233	1.76	4.20	7.60	1-6	658	3.42	3.68	992	4.71	5.12	1984	7.33	8.37
234	1.77	3.40	6.20	1-6	656	2.42	2.67	990	3.30	3.70	1981	5.11	6.03
235	1.78	3.60	6.60	1-6	652	2.68	2.93	984	3.66	4.06	1967	5.69	6.64
236	1.79	6.60	12.00	1-8,10	649	6.26	6.55	979	8.59	9.10	-	-	-
237	1.79	3.80	7.00	1-6	648	2.93	3.18	978	4.02	4.42	1955	6.26	7.23
238	1.79	5.80	10.60	1-8,10	647	5.34	5.62	976	7.35	7.82	1952	10.91	12.38
239	1.80	3.00	5.60	1-6	644	1.91	2.16	972	2.58	2.97	1944	3.92	4.79
240	1.81	3.20	6.00	1-6	640	2.17	2.42	966	2.95	3.34	1932	4.53	5.42
241	1.82	4.40	8.20	1-6	638	3.67	3.93	963	5.06	5.47	1926	7.85	8.93
242	1.82	3.40	6.40	1-6	637	2.43	2.68	961	3.31	3.70	1921	5.12	6.04
243	1.83	4.80	9.00	1-6	633	4.16	4.42	955	5.73	6.16	1911	8.82	9.99
244	1.84	6.40	12.00	1-8,10	630	6.04	6.32	950	8.29	8.79	-	-	-
245	1.85	4.00	7.60	1-6	628	3.18	3.43	947	4.37	4.78	1895	6.81	7.82
246	1.85	5.60	10.60	1-8,10	625	5.11	5.38	944	7.04	7.50	1887	10.54	11.94
247	1.86	7.00	13.20	1-8,10	625	6.72	7.01	943	9.19	9.72	-	-	-
248	1.86	3.00	5.80	1-6	623	1.92	2.17	940	2.59	2.97	1880	3.93	4.79
249	1.87	3.20	6.20	1-6	620	2.17	2.42	936	2.95	3.34	1872	4.54	5.43
250	1.88	3.40	6.60	1-6	618	2.43	2.68	932	3.31	3.71	1865	5.13	6.04

Shaded area diameters are below industry standard for belt.

AP & AX Belts In B Sheaves

Drive Selection Tables

CENTER DISTANCE AND COMBINED ARC-LENGTH CORRECTION FACTOR ▲																LINE #
A31	A35	A38	A42	A46	A51	A55	A60	A68	A75	A80	A85	A90	A96	A105	A112	
-	-	-	10.0	12.1	14.6	16.6	19.1	23.1	26.6	29.1	31.6	34.1	37.1	41.6	45.2	201
-	-	-	-	-	12.5	14.5	17.0	21.0	24.6	27.1	29.6	32.1	35.1	39.6	43.1	202
8.2	10.2	11.7	13.7	15.8	18.3	20.3	22.8	26.8	30.3	32.8	35.3	37.8	40.8	45.3	48.8	203
9.0	11.0	12.5	14.5	16.5	19.0	21.1	23.6	27.6	31.1	33.6	36.1	38.6	41.6	46.1	49.6	204
-	-	9.1	11.2	13.2	15.7	17.7	20.2	24.2	27.7	30.2	32.7	35.2	38.2	42.8	46.3	205
■	0.81	0.84	0.85	0.87	0.89	0.91	0.93	0.95	0.98	1.00	1.02	1.03	1.04	1.06	1.08	1.09 ■
7.7	9.7	11.2	13.3	15.3	17.8	19.8	22.3	26.3	29.8	32.3	34.8	37.3	40.3	44.8	48.3	206
9.8	11.8	13.3	15.3	17.3	19.8	21.8	24.3	28.3	31.9	34.4	36.9	39.4	42.4	46.9	50.4	207
-	8.4	10.0	12.0	14.0	16.5	18.5	21.0	25.0	28.5	31.0	33.5	36.0	39.0	43.5	47.0	208
8.5	10.5	12.1	14.1	16.1	18.6	20.6	23.1	27.1	30.6	33.1	35.6	38.1	41.1	45.6	49.1	209
-	9.2	10.8	12.8	14.8	17.3	19.3	21.8	25.8	29.3	31.8	34.3	36.8	39.8	44.3	47.8	210
■	0.81	0.83	0.85	0.88	0.90	0.92	0.94	0.96	0.99	1.01	1.02	1.03	1.05	1.06	1.08	1.09 ■
-	-	-	-	-	12.6	14.6	17.2	21.2	24.7	27.2	29.7	32.2	35.2	39.7	43.2	211
-	-	-	10.2	12.2	14.7	16.7	19.3	23.3	26.8	29.3	31.8	34.3	37.3	41.8	45.3	212
9.3	11.3	12.8	14.9	16.9	19.4	21.4	23.9	27.9	31.4	33.9	36.4	38.9	41.9	46.4	49.9	213
8.0	10.1	11.6	13.6	15.6	18.1	20.1	22.6	26.6	30.1	32.6	35.1	37.6	40.6	45.1	48.6	214
8.8	10.9	12.4	14.4	16.4	18.9	20.9	23.4	27.4	30.9	33.4	35.9	38.4	41.4	45.9	49.4	215
■	0.81	0.84	0.86	0.87	0.90	0.91	0.93	0.95	0.98	1.00	1.02	1.03	1.04	1.06	1.08	1.09 ■
-	-	9.3	11.3	13.3	15.8	17.9	20.4	24.4	27.9	30.4	32.9	35.4	38.4	42.9	46.4	216
8.4	10.4	11.9	13.9	15.9	18.4	20.4	22.9	26.9	30.4	32.9	35.4	37.9	40.9	45.4	48.9	217
9.6	11.7	13.2	15.2	17.2	19.7	21.7	24.2	28.2	31.7	34.2	36.7	39.2	42.2	46.7	50.2	218
-	-	-	-	10.2	12.8	14.8	17.3	21.3	24.9	27.4	29.9	32.4	35.4	39.9	43.4	219
-	8.6	10.1	12.1	14.1	16.6	18.7	21.2	25.2	28.7	31.2	33.7	36.2	39.2	43.7	47.2	220
■	0.81	0.83	0.85	0.87	0.89	0.91	0.93	0.95	0.98	1.00	1.02	1.03	1.04	1.06	1.08	1.09 ■
-	-	-	-	-	-	13.0	15.5	19.6	23.1	25.6	28.1	30.6	33.6	38.1	41.7	221
7.9	9.9	11.4	13.4	15.4	17.9	19.9	22.4	26.4	29.9	32.5	35.0	37.5	40.5	45.0	48.5	222
9.2	11.2	12.7	14.7	16.7	19.2	21.2	23.7	27.7	31.2	33.7	36.2	38.7	41.7	46.2	49.7	223
-	-	-	10.3	12.4	14.9	16.9	19.4	23.4	26.9	29.4	31.9	34.4	37.4	42.0	45.5	224
7.4	9.4	10.9	12.9	14.9	17.4	19.5	22.0	26.0	29.5	32.0	34.5	37.0	40.0	44.5	48.0	225
■	0.80	0.83	0.85	0.87	0.89	0.92	0.93	0.95	0.98	1.00	1.02	1.03	1.04	1.06	1.07	1.09 ■
8.7	10.7	12.2	14.2	16.2	18.7	20.7	23.2	27.2	30.7	33.2	35.7	38.2	41.2	45.7	49.3	226
8.2	10.2	11.7	13.7	15.7	18.2	20.2	22.8	26.8	30.3	32.8	35.3	37.8	40.8	45.3	48.8	227
-	-	-	10.4	12.9	14.9	17.5	21.5	25.0	27.5	30.0	32.5	35.5	40.0	43.6	47.2	228
9.5	11.5	13.0	15.0	17.0	19.5	21.5	24.0	28.0	31.5	34.0	36.5	39.0	42.0	46.5	50.0	229
-	-	9.4	11.5	13.5	16.0	18.0	20.5	24.5	28.0	30.5	33.0	35.6	38.6	43.1	46.6	230
■	0.80	0.84	0.85	0.87	0.89	0.91	0.93	0.95	0.98	1.00	1.02	1.03	1.04	1.06	1.08	1.09 ■
9.0	11.0	12.5	14.5	16.5	19.0	21.0	23.5	27.6	31.1	33.6	36.1	38.6	41.6	46.1	49.6	231
-	-	-	10.5	12.5	15.0	17.0	19.6	23.6	27.1	29.6	32.1	34.6	37.6	42.1	45.6	232
-	8.7	10.2	12.3	14.3	16.8	18.8	21.3	25.3	28.8	31.3	33.8	36.3	39.3	43.8	47.4	233
8.5	10.5	12.0	14.0	16.0	18.6	20.6	23.1	27.1	30.6	33.1	35.6	38.1	41.1	45.6	49.1	234
8.0	10.0	11.5	13.6	15.6	18.1	20.1	22.6	26.6	30.1	32.6	35.1	37.6	40.6	45.1	48.6	235
■	0.80	0.83	0.85	0.87	0.89	0.92	0.93	0.95	0.98	1.00	1.02	1.03	1.04	1.06	1.08	1.09 ■
-	-	-	-	-	11.2	13.3	15.8	19.9	23.4	25.9	28.4	30.9	33.9	38.4	42.0	236
7.5	9.5	11.1	13.1	15.1	17.6	19.6	22.1	26.1	29.6	32.1	34.6	37.1	40.1	44.6	48.1	237
-	-	-	-	10.5	13.0	15.1	17.6	21.6	25.2	27.7	30.2	32.7	35.7	40.2	43.7	238
9.3	11.3	12.8	14.8	16.8	19.4	21.4	23.9	27.9	31.4	33.9	36.4	38.9	41.9	46.4	49.9	239
8.8	10.8	12.3	14.4	16.4	18.9	20.9	23.4	27.4	30.9	33.4	35.9	38.4	41.4	45.9	49.4	240
■	0.80	0.83	0.85	0.88	0.89	0.90	0.92	0.95	0.98	1.00	1.01	1.03	1.04	1.05	1.07	1.09 ■
-	-	9.6	11.6	13.6	16.1	18.2	20.7	24.7	28.2	30.7	33.2	35.7	38.7	43.2	46.7	241
8.3	10.3	11.9	13.9	15.9	18.4	20.4	22.9	26.9	30.4	32.9	35.4	37.9	40.9	45.4	48.9	242
-	-	-	10.6	12.6	15.2	17.2	19.7	23.7	27.2	29.7	32.2	34.7	37.8	42.3	45.8	243
-	-	-	-	-	11.4	13.4	16.0	20.0	23.5	26.0	28.6	31.1	34.1	38.6	42.1	244
-	8.9	10.4	12.4	14.4	16.9	19.0	21.5	25.5	29.0	31.5	34.0	36.5	39.5	44.0	47.5	245
■	0.80	0.82	0.84	0.86	0.89	0.90	0.92	0.94	0.97	1.00	1.01	1.03	1.04	1.05	1.07	1.09 ■
-	-	-	-	10.6	13.2	15.2	17.8	21.8	25.3	27.8	30.3	32.8	35.8	40.3	43.9	246
-	-	-	-	-	11.9	14.5	18.5	22.1	24.6	27.1	29.6	32.6	37.2	40.7	247	
9.1	11.2	12.7	14.7	16.7	19.2	21.2	23.7	27.7	31.2	33.7	36.2	38.7	41.7	46.2	49.7	248
8.6	10.7	12.2	14.2	16.2	18.7	20.7	23.2	27.2	30.7	33.2	35.7	38.2	41.2	45.7	49.2	249
8.1	10.2	11.7	13.7	15.7	18.2	20.2	22.7	26.7	30.2	32.7	35.2	37.7	40.7	45.2	48.7	250
■	0.80	0.83	0.85	0.87	0.89	0.91	0.92	0.94	0.97	1.00	1.01	1.03	1.04	1.05	1.07	1.09 ■

▲ Not all available belt lengths are shown.

■ Combined Arc-Length correction factors for 5 preceding lines.

AP & AX Belts In B Sheaves

Drive Selection Tables

LINE #	RATIO	STOCK SHEAVES			DRIVEN SPEEDS AND HORSEPOWER RATINGS PER BELT								
		Datum Diameter		Number Grooves	1160 RPM			1750 RPM			3500 RPM		
		DR	DN		Driven Speed	H.P. Ratings		Driven Speed	H.P. Ratings		Driven Speed	H.P. Ratings	
						AP	AX		AP	AX		AP	AX
251	1.88	3.60	7.00	1-6	616	2.68	2.93	929	3.67	4.07	1859	5.71	6.65
252	1.90	4.20	8.20	1-6	611	3.43	3.68	922	4.72	5.13	1843	7.35	8.39
253	1.90	6.20	12.00	1-8,10	611	5.81	6.09	921	7.99	8.47	1843	11.63	13.24
254	1.91	4.60	9.00	1-6	608	3.92	4.18	918	5.40	5.82	1835	8.36	9.48
255	1.92	5.40	10.60	1-8,10	604	4.88	5.14	911	6.72	7.17	1823	10.15	11.48
256	1.92	3.00	6.00	1-6	603	1.92	2.17	910	2.59	2.98	1820	3.94	4.80
257	1.93	3.20	6.40	1-6	602	2.18	2.43	908	2.96	3.34	1816	4.55	5.43
258	1.94	3.80	7.60	1-6	598	2.93	3.19	903	4.03	4.43	1806	6.28	7.25
259	1.96	6.00	12.00	1-8,10	592	5.58	5.86	893	7.68	8.15	1786	11.30	12.83
260	1.96	6.60	13.20	1-8,10	591	6.27	6.55	891	8.60	9.11	-	-	-
261	1.98	3.00	6.20	1-6	584	1.92	2.17	882	2.60	2.98	1764	3.94	4.81
262	1.99	3.20	6.60	1-6	584	2.18	2.43	881	2.96	3.35	1763	4.55	5.44
263	1.99	3.40	7.00	1-6	584	2.43	2.68	881	3.32	3.71	1762	5.15	6.05
264	1.99	4.00	8.20	1-6	583	3.19	3.44	880	4.38	4.78	1760	6.83	7.83
265	1.99	4.40	9.00	1-6	583	3.68	3.93	880	5.07	5.48	1759	7.87	8.95
266	1.99	5.20	10.60	1-8,10	583	4.64	4.91	879	6.40	6.84	1758	9.74	11.01
267	2.02	6.40	13.20	1-8,10	574	6.04	6.32	865	8.30	8.79	-	-	-
268	2.02	5.80	12.00	1-8,10	573	5.35	5.62	864	7.37	7.83	1729	10.94	12.40
269	2.04	3.60	7.60	1-6	569	2.69	2.94	858	3.68	4.07	1717	5.73	6.66
270	2.05	3.00	6.40	1-6	567	1.92	2.17	855	2.60	2.98	1711	3.95	4.81
271	2.07	5.00	10.60	1-8,10	561	4.41	4.67	847	6.08	6.51	1694	9.31	10.52
272	2.08	4.20	9.00	1-6	558	3.44	3.69	842	4.73	5.14	1684	7.37	8.40
273	2.09	6.20	13.20	1-8,10	556	5.82	6.09	839	8.00	8.48	1678	11.65	13.25
274	2.09	3.80	8.20	1-6	556	2.94	3.19	839	4.03	4.43	1678	6.29	7.26
275	2.09	5.60	12.00	1-8,10	554	5.12	5.39	836	7.05	7.51	1671	10.57	11.96
276	2.10	3.20	7.00	1-6	552	2.18	2.43	833	2.97	3.35	1666	4.56	5.44
277	2.10	7.00	15.00	1-8,10	551	6.73	7.02	832	9.20	9.73	-	-	-
278	2.11	3.00	6.60	1-6	550	1.93	2.17	830	2.60	2.98	1661	3.96	4.81
279	2.15	4.80	10.60	1-6	540	4.17	4.43	815	5.75	6.17	1629	8.86	10.02
280	2.15	3.40	7.60	1-6	539	2.44	2.69	814	3.33	3.72	1627	5.16	6.06
281	2.15	6.00	13.20	1-8,10	539	5.59	5.86	813	7.69	8.16	1626	11.31	12.84
282	2.17	5.40	12.00	1-8,10	535	4.89	5.15	807	6.74	7.18	1614	10.18	11.50
283	2.18	4.00	9.00	1-6	533	3.19	3.44	804	4.39	4.79	1608	6.85	7.84
284	2.19	7.00	15.60	1-8,10	531	6.73	7.02	800	9.20	9.73	-	-	-
285	2.19	3.60	8.20	1-6	529	2.69	2.94	797	3.69	4.08	1595	5.74	6.67
286	2.22	5.80	13.20	1-8,10	522	5.36	5.63	787	7.38	7.84	1574	10.96	12.41
287	2.23	6.60	15.00	1-8,10	521	6.28	6.56	786	8.61	9.11	-	-	-
288	2.23	3.00	7.00	1-6	520	1.93	2.17	784	2.61	2.99	1569	3.96	4.82
289	2.24	4.60	10.60	1-6	519	3.93	4.18	782	5.42	5.83	1565	8.39	9.50
290	2.25	5.20	12.00	1-8,10	516	4.65	4.91	779	6.41	6.85	1557	9.76	11.03
291	2.28	3.20	7.60	1-6	510	2.19	2.43	769	2.97	3.36	1538	4.58	5.45
292	2.28	3.80	9.00	1-6	508	2.94	3.19	766	4.04	4.44	1532	6.31	7.27
293	2.29	6.40	15.00	1-8,10	506	6.05	6.33	763	8.31	8.80	-	-	-
294	2.30	5.60	13.20	1-8,10	505	5.12	5.39	761	7.06	7.51	1522	10.58	11.97
295	2.31	6.60	15.60	1-8,10	501	6.28	6.56	756	8.61	9.12	-	-	-
296	2.32	3.40	8.20	1-6	501	2.44	2.69	756	3.33	3.72	1512	5.17	6.07
297	2.33	4.40	10.60	1-6	497	3.69	3.94	750	5.08	5.49	1500	7.90	8.97
298	2.33	5.00	12.00	1-8,10	497	4.41	4.67	750	6.09	6.52	1500	9.33	10.54
299	2.36	6.20	15.00	1-8,10	491	5.82	6.10	740	8.00	8.49	1480	11.66	13.26
300	2.38	5.40	13.20	1-8,10	487	4.89	5.15	735	6.74	7.18	1470	10.19	11.51

Shaded area diameters are below industry standard for belt.

AP & AX Belts In B Sheaves

Drive Selection Tables

CENTER DISTANCE AND COMBINED ARC-LENGTH CORRECTION FACTOR ▲																LINE #	
A31	A35	A38	A42	A46	A51	A55	A60	A68	A75	A80	A85	A90	A96	A105	A112		
7.6	9.7	11.2	13.2	15.2	17.7	19.8	22.3	26.3	29.8	32.3	34.8	37.3	40.3	44.8	48.3	251	
-	8.2	9.7	11.7	13.8	16.3	18.3	20.8	24.8	28.3	30.8	33.4	35.9	38.9	43.4	46.9	252	
-	-	-	-	-	11.5	13.5	16.1	20.1	23.7	26.2	28.7	31.2	34.2	38.7	42.3	253	
-	-	8.7	10.7	12.8	15.3	17.3	19.8	23.9	27.4	29.9	32.4	34.9	37.9	42.4	45.9	254	
-	-	-	-	10.8	13.3	15.4	17.9	21.9	25.5	28.0	30.5	33.0	36.0	40.5	44.0	255	
■ 0.79	0.81	0.83	0.86	0.88	0.90	0.92	0.94	0.97	0.99	1.01	1.02	1.04	1.05	1.07	1.08	■	
9.0	11.0	12.5	14.5	16.5	19.0	21.0	23.5	27.5	31.0	33.5	36.1	38.6	41.6	46.1	49.6	256	
8.5	10.5	12.0	14.0	16.0	18.5	20.5	23.1	27.1	30.6	33.1	35.6	38.1	41.1	45.6	49.1	257	
-	9.0	10.5	12.6	14.6	17.1	19.1	21.6	25.6	29.1	31.6	34.1	36.6	39.7	44.2	47.7	258	
-	-	-	-	-	11.6	13.7	16.2	20.3	23.8	26.3	28.9	31.4	34.4	38.9	42.4	259	
-	-	-	-	-	-	12.2	14.7	18.8	22.4	24.9	27.4	29.9	32.9	37.5	41.0	260	
■ 0.80	0.82	0.84	0.87	0.89	0.90	0.91	0.94	0.97	0.99	1.01	1.02	1.04	1.05	1.07	1.08	■	
8.8	10.8	12.3	14.3	16.3	18.9	20.9	23.4	27.4	30.9	33.4	35.9	38.4	41.4	45.9	49.4	261	
8.3	10.3	11.8	13.8	15.9	18.4	20.4	22.9	26.9	30.4	32.9	35.4	37.9	40.9	45.4	48.9	262	
7.8	9.8	11.3	13.4	15.4	17.9	19.9	22.4	26.4	29.9	32.4	34.9	37.4	40.4	44.9	48.4	263	
-	8.3	9.8	11.9	13.9	16.4	18.4	21.0	25.0	28.5	31.0	33.5	36.0	39.0	43.5	47.0	264	
-	-	8.8	10.9	12.9	15.5	17.5	20.0	24.0	27.5	30.0	32.5	35.1	38.1	42.6	46.1	265	
■ 0.79	0.82	0.83	0.86	0.89	0.91	0.93	0.95	0.98	1.00	1.01	1.03	1.04	1.05	1.07	1.09	■	
-	-	-	-	10.9	13.5	15.5	18.0	22.1	25.6	28.1	30.6	33.1	36.1	40.7	44.2	266	
-	-	-	-	-	-	12.3	14.9	19.0	22.5	25.0	27.5	30.1	33.1	37.6	41.1	267	
-	-	-	-	-	11.8	13.8	16.4	20.4	24.0	26.5	29.0	31.5	34.5	39.0	42.6	268	
-	9.1	10.7	12.7	14.7	17.2	19.2	21.8	25.8	29.3	31.8	34.3	36.8	39.8	44.3	47.8	269	
8.6	10.6	12.1	14.2	16.2	18.7	20.7	23.2	27.2	30.7	33.2	35.7	38.2	41.2	45.7	49.2	270	
■ 0.79	0.82	0.84	0.87	0.88	0.89	0.91	0.93	0.97	0.99	1.00	1.02	1.03	1.05	1.07	1.08	■	
-	-	-	-	11.0	13.6	15.6	18.2	22.2	25.7	28.3	30.8	33.3	36.3	40.8	44.3	271	
-	-	9.0	11.0	13.1	15.6	17.6	20.1	24.2	27.7	30.2	32.7	35.2	38.2	42.7	46.2	272	
-	-	-	-	-	-	12.4	15.0	19.1	22.6	25.2	27.7	30.2	33.2	37.8	41.3	273	
-	8.4	10.0	12.0	14.1	16.6	18.6	21.1	25.1	28.6	31.1	33.7	36.2	39.2	43.7	47.2	274	
-	-	-	-	-	11.9	14.0	16.5	20.6	24.1	26.6	29.2	31.7	34.7	39.2	42.7	275	
■ 0.00	0.80	0.82	0.85	0.87	0.89	0.90	0.93	0.96	0.99	1.00	1.02	1.03	1.05	1.07	1.08	■	
7.9	10.0	11.5	13.5	15.5	18.0	20.0	22.6	26.6	30.1	32.6	35.1	37.6	40.6	45.1	48.6	276	
-	-	-	-	-	-	-	-	16.9	20.5	23.0	25.6	28.1	31.1	35.6	39.2	277	
8.4	10.5	12.0	14.0	16.0	18.5	20.5	23.0	27.1	30.6	33.1	35.6	38.1	41.1	45.6	49.1	278	
-	-	-	-	-	11.2	13.7	15.8	18.3	22.4	25.9	28.4	30.9	33.4	36.4	41.0	44.5	279
-	9.3	10.8	12.8	14.9	17.4	19.4	21.9	25.9	29.4	31.9	34.4	37.0	40.0	44.5	48.0	280	
■ 0.78	0.82	0.84	0.86	0.88	0.90	0.92	0.94	0.97	0.99	1.01	1.02	1.03	1.05	1.07	1.08	■	
-	-	-	-	-	-	12.6	15.1	19.2	22.8	25.3	27.8	30.4	33.4	37.9	41.4	281	
-	-	-	-	-	12.0	14.1	16.7	20.7	24.3	26.8	29.3	31.8	34.8	39.3	42.9	282	
-	-	9.1	11.2	13.2	15.7	17.8	20.3	24.3	27.8	30.3	32.8	35.4	38.4	42.9	46.4	283	
-	-	-	-	-	-	-	-	16.3	19.9	22.5	25.0	27.6	30.6	35.1	38.7	284	
-	8.6	10.1	12.2	14.2	16.7	18.7	21.3	25.3	28.8	31.3	33.8	36.3	39.3	43.8	47.3	285	
■ 0.00	0.79	0.81	0.85	0.87	0.89	0.90	0.93	0.95	0.98	1.00	1.01	1.03	1.04	1.06	1.08	■	
-	-	-	-	-	-	12.7	15.3	19.4	22.9	25.5	28.0	30.5	33.5	38.0	41.6	286	
-	-	-	-	-	-	-	13.0	17.2	20.8	23.3	25.8	28.4	31.4	35.9	39.5	287	
8.0	10.1	11.6	13.6	15.7	18.2	20.2	22.7	26.7	30.2	32.7	35.2	37.7	40.7	45.3	48.8	288	
-	-	-	-	11.3	13.9	15.9	18.5	22.5	26.0	28.6	31.1	33.6	36.6	41.1	44.6	289	
-	-	-	-	-	12.2	14.2	16.8	20.9	24.4	26.9	29.4	32.0	35.0	39.5	43.0	290	
■ 0.78	0.81	0.84	0.86	0.87	0.88	0.90	0.91	0.95	0.98	1.00	1.01	1.03	1.04	1.06	1.08	■	
7.3	9.4	10.9	13.0	15.0	17.5	19.5	22.1	26.1	29.6	32.1	34.6	37.1	40.1	44.6	48.1	291	
-	-	9.2	11.3	13.3	15.9	17.9	20.4	24.5	28.0	30.5	33.0	35.5	38.5	43.0	46.5	292	
-	-	-	-	-	-	-	13.1	17.3	20.9	23.4	26.0	28.5	31.5	36.1	39.6	293	
-	-	-	-	-	-	12.8	15.4	19.5	23.1	25.6	28.1	30.6	33.7	38.2	41.7	294	
-	-	-	-	-	-	-	-	16.6	20.2	22.8	25.3	27.9	30.9	35.4	39.0	295	
■ 0.76	0.80	0.82	0.85	0.87	0.90	0.90	0.91	0.95	0.97	0.99	1.01	1.02	1.04	1.06	1.07	■	
-	8.7	10.3	12.3	14.3	16.9	18.9	21.4	25.4	28.9	31.4	34.0	36.5	39.5	44.0	47.5	296	
-	-	-	9.4	11.4	14.0	16.1	18.6	22.7	26.2	28.7	31.2	33.7	36.7	41.3	44.8	297	
-	-	-	-	-	12.3	14.4	16.9	21.0	24.5	27.1	29.6	32.1	35.1	39.6	43.2	298	
-	-	-	-	-	-	-	13.3	17.4	21.0	23.6	26.1	28.7	31.7	36.2	39.8	299	
-	-	-	-	-	-	13.0	15.6	19.7	23.2	25.7	28.3	30.8	33.8	38.3	41.9	300	
■ 0.00	0.79	0.82	0.83	0.86	0.88	0.89	0.91	0.95	0.98	0.99	1.01	1.02	1.04	1.06	1.08	■	

▲ Not all available belt lengths are shown.

■ Combined Arc-Length correction factors for 5 preceding lines.

AP & AX Belts In B Sheaves

Drive Selection Tables

LINE #	RATIO	STOCK SHEAVES			DRIVEN SPEEDS AND HORSEPOWER RATINGS PER BELT								
		Datum Diameter		Number Grooves	1160 RPM			1750 RPM			3500 RPM		
		DR	DN		Driven Speed	H.P. Ratings		Driven Speed	H.P. Ratings		Driven Speed	H.P. Ratings	
						AP	AX		AP	AX		AP	AX
301	2.38	6.40	15.60	1-8,10	487	6.05	6.33	734	8.31	8.80	-	-	-
302	2.40	3.60	9.00	1-6	483	2.70	2.94	728	3.69	4.08	1457	5.75	6.68
303	2.42	3.00	7.60	1-6	480	1.93	2.18	725	2.61	2.99	1449	3.97	4.83
304	2.43	4.80	12.00	1-6	478	4.17	4.43	721	5.76	6.18	1443	8.87	10.03
305	2.44	4.20	10.60	1-6	476	3.44	3.69	718	4.74	5.14	1435	7.39	8.42
306	2.44	6.00	15.00	1-8,10	475	5.59	5.86	717	7.70	8.17	1434	11.33	12.85
307	2.45	3.20	8.20	1-6	474	2.19	2.43	714	2.98	3.36	1429	4.58	5.46
308	2.46	6.20	15.60	1-8,10	472	5.82	6.10	712	8.01	8.49	1424	11.67	13.27
309	2.47	5.20	13.20	1-8,10	470	4.65	4.91	709	6.42	6.85	1418	9.77	11.03
310	2.52	7.00	18.00	1-8,10	461	6.73	7.02	695	9.21	9.74	-	-	-
311	2.52	5.80	15.00	1-8,10	460	5.36	5.63	694	7.38	7.84	1389	10.97	12.42
312	2.53	4.60	12.00	1-6	459	3.93	4.19	693	5.42	5.84	1386	8.40	9.51
313	2.53	3.40	9.00	1-6	458	2.44	2.69	691	3.34	3.72	1381	5.18	6.08
314	2.54	6.00	15.60	1-8,10	457	5.59	5.87	690	7.70	8.17	1380	11.33	12.85
315	2.55	4.00	10.60	1-6	454	3.20	3.45	685	4.40	4.79	1371	6.86	7.85
316	2.56	5.00	13.20	1-8,10	453	4.42	4.67	683	6.09	6.52	1366	9.34	10.54
317	2.60	3.00	8.20	1-6	446	1.93	2.18	673	2.61	2.99	1346	3.98	4.83
318	2.61	5.60	15.00	1-8,10	445	5.13	5.39	671	7.07	7.52	1343	10.60	11.98
319	2.62	5.80	15.60	1-8,10	443	5.36	5.63	668	7.38	7.84	1336	10.98	12.43
320	2.63	4.40	12.00	1-6	440	3.69	3.94	664	5.09	5.49	1329	7.91	8.97
321	2.66	4.80	13.20	1-6	436	4.18	4.43	657	5.76	6.18	1314	8.88	10.04
322	2.66	6.60	18.00	1-8,10	435	6.28	6.56	657	8.62	9.12	-	-	-
323	2.68	3.80	10.60	1-6	433	2.95	3.20	653	4.05	4.44	1306	6.32	7.28
324	2.68	3.20	9.00	1-6	433	2.19	2.44	653	2.98	3.36	1305	4.59	5.46
325	2.70	5.40	15.00	1-8,10	430	4.89	5.16	648	6.75	7.19	1297	10.20	11.52
326	2.71	5.60	15.60	1-8,10	428	5.13	5.39	646	7.07	7.52	1292	10.60	11.98
327	2.74	7.00	19.60	1-8,10	424	6.73	7.02	639	9.22	9.74	-	-	-
328	2.74	6.40	18.00	1-8,10	423	6.06	6.33	638	8.32	8.81	-	-	-
329	2.75	4.20	12.00	1-6	421	3.45	3.70	636	4.75	5.15	1271	7.40	8.42
330	2.77	4.60	13.20	1-6	418	3.93	4.19	631	5.43	5.84	1262	8.41	9.51
331	2.80	5.20	15.00	1-8,10	415	4.66	4.92	625	6.42	6.86	1251	9.78	11.04
332	2.81	5.40	15.60	1-8,10	414	4.89	5.16	624	6.75	7.19	1248	10.20	11.52
333	2.82	3.60	10.60	1-6	412	2.70	2.95	621	3.70	4.09	1242	5.77	6.69
334	2.83	6.20	18.00	1-8,10	410	5.83	6.10	618	8.01	8.49	1237	11.68	13.27
335	2.85	3.00	9.00	1-6	408	1.94	2.18	615	2.62	3.00	1230	3.99	4.84
336	2.88	4.00	12.00	1-6	402	3.20	3.45	607	4.40	4.80	1214	6.87	7.86
337	2.89	4.40	13.20	1-6	401	3.69	3.94	605	5.09	5.50	1210	7.91	8.98
338	2.90	6.60	19.60	1-8,10	400	6.28	6.57	604	8.62	9.12	-	-	-
339	2.90	5.00	15.00	1-8,10	399	4.42	4.68	602	6.10	6.52	1205	9.34	10.55
340	2.91	5.20	15.60	1-8,10	399	4.66	4.92	602	6.42	6.86	1203	9.78	11.04
341	2.92	6.00	18.00	1-8,10	397	5.60	5.87	599	7.70	8.17	1199	11.34	12.86
342	2.97	3.40	10.60	1-6	390	2.45	2.69	589	3.34	3.73	1177	5.19	6.09
343	2.98	6.40	19.60	1-8,10	389	6.06	6.33	586	8.32	8.81	-	-	-
344	3.02	5.80	18.00	1-8,10	385	5.36	5.63	580	7.39	7.85	1160	10.99	12.43
345	3.02	5.00	15.60	1-8,10	384	4.42	4.68	580	6.10	6.52	1159	9.35	10.55
346	3.02	4.80	15.00	1-6	384	4.18	4.43	580	5.76	6.18	1159	8.89	10.04
347	3.02	4.20	13.20	1-6	384	3.45	3.70	579	4.75	5.15	1158	7.41	8.43
348	3.02	3.80	12.00	1-6	384	2.95	3.20	579	4.05	4.44	1157	6.33	7.28
349	3.08	6.20	19.60	1-8,10	377	5.83	6.10	569	8.01	8.49	1137	11.68	13.28
350	3.12	5.60	18.00	1-8,10	372	5.13	5.40	561	7.07	7.52	1122	10.61	11.99

Shaded area diameters are below industry standard for belt.

AP & AX Belts In B Sheaves

Drive Selection Tables

CENTER DISTANCE AND COMBINED ARC-LENGTH CORRECTION FACTOR ▲															LINE #	
A31	A35	A38	A42	A46	A51	A55	A60	A68	A75	A80	A85	A90	A96	A105	A112	
-	-	-	-	-	-	-	-	16.7	20.4	22.9	25.5	28.0	31.0	35.6	39.1	301
-	-	9.4	11.4	13.5	16.0	18.1	20.6	24.6	28.1	30.6	33.1	35.7	38.7	43.2	46.7	302
7.5	9.5	11.1	13.1	15.2	17.7	19.7	22.2	26.2	29.7	32.2	34.7	37.3	40.3	44.8	48.3	303
-	-	-	-	-	12.4	14.5	17.1	21.1	24.7	27.2	29.7	32.3	35.3	39.8	43.3	304
-	-	-	9.5	11.6	14.2	16.2	18.8	22.8	26.3	28.8	31.4	33.9	36.9	41.4	44.9	305
■	0.76	0.80	0.82	0.83	0.86	0.88	0.91	0.93	0.95	0.98	1.00	1.01	1.03	1.04	1.06	1.08 ■
-	-	-	-	-	-	-	13.4	17.6	21.2	23.7	26.3	28.8	31.8	36.4	39.9	306
-	8.8	10.4	12.4	14.5	17.0	19.0	21.6	25.6	29.1	31.6	34.1	36.6	39.6	44.1	47.6	307
-	-	-	-	-	-	-	12.7	16.9	20.5	23.0	25.6	28.1	31.2	35.7	39.2	308
-	-	-	-	-	11.0	13.1	15.7	19.8	23.4	25.9	28.4	30.9	34.0	38.5	42.0	309
-	-	-	-	-	-	-	-	-	17.7	20.3	22.9	25.4	28.5	33.1	36.6	310
■	0.00	0.79	0.82	0.85	0.87	0.89	0.89	0.94	0.96	0.98	1.00	1.01	1.03	1.05	1.07 ■	
-	-	-	-	-	-	-	13.5	17.7	21.3	23.9	26.4	28.9	32.0	36.5	40.0	311
-	-	-	-	-	12.6	14.6	17.2	21.3	24.8	27.4	29.9	32.4	35.4	39.9	43.5	312
-	-	9.5	11.6	13.6	16.2	18.2	20.7	24.8	28.3	30.8	33.3	35.8	38.8	43.3	46.8	313
-	-	-	-	-	-	-	12.8	17.0	20.6	23.2	25.7	28.3	31.3	35.9	39.4	314
-	-	-	9.6	11.7	14.3	16.4	18.9	22.9	26.5	29.0	31.5	34.0	37.0	41.6	45.1	315
■	0.00	0.00	0.80	0.82	0.85	0.88	0.90	0.90	0.94	0.97	0.99	1.00	1.02	1.04	1.06	1.07 ■
-	-	-	-	-	11.1	13.2	15.8	19.9	23.5	26.0	28.6	31.1	34.1	38.6	42.2	316
-	9.0	10.5	12.6	14.6	17.2	19.2	21.7	25.7	29.2	31.7	34.3	36.8	39.8	44.3	47.8	317
-	-	-	-	-	-	-	13.7	17.9	21.5	24.0	26.6	29.1	32.1	36.7	40.2	318
-	-	-	-	-	-	-	12.9	17.1	20.8	23.3	25.9	28.4	31.5	36.0	39.5	319
-	-	-	-	10.1	12.7	14.8	17.4	21.4	25.0	27.5	30.0	32.5	35.6	40.1	43.6	320
■	0.00	0.79	0.82	0.85	0.84	0.86	0.89	0.89	0.94	0.97	0.99	1.00	1.02	1.03	1.06	1.07 ■
-	-	-	-	-	11.2	13.4	16.0	20.1	23.6	26.2	28.7	31.2	34.3	38.8	42.3	321
-	-	-	-	-	-	-	14.2	17.9	20.5	23.1	25.7	28.8	33.3	36.9	40.4	322
-	-	-	9.7	11.9	14.4	16.5	19.0	23.1	26.6	29.1	31.7	34.2	37.2	41.7	45.2	323
-	8.0	9.6	11.7	13.8	16.3	18.3	20.9	24.9	28.4	30.9	33.4	36.0	39.0	43.5	47.0	324
-	-	-	-	-	-	-	13.8	18.0	21.6	24.2	26.7	29.2	32.3	36.8	40.3	325
■	0.00	0.76	0.80	0.82	0.85	0.86	0.89	0.91	0.93	0.96	0.98	1.00	1.01	1.03	1.05	1.07 ■
-	-	-	-	-	-	-	13.0	17.3	20.9	23.5	26.0	28.6	31.6	36.2	39.7	326
-	-	-	-	-	-	-	-	16.0	18.7	21.3	23.9	27.0	31.6	35.2	38.7	327
-	-	-	-	-	-	-	-	14.3	18.1	20.7	23.3	25.8	28.9	33.5	37.0	328
-	-	-	-	10.2	12.8	14.9	17.5	21.6	25.1	27.7	30.2	32.7	35.7	40.2	43.8	329
-	-	-	-	-	11.4	13.5	16.1	20.2	23.8	26.3	28.8	31.4	34.4	38.9	42.5	330
■	0.00	0.00	0.00	0.00	0.80	0.84	0.87	0.89	0.91	0.94	0.96	0.98	1.00	1.02	1.04	1.06 ■
-	-	-	-	-	-	-	13.9	18.1	21.7	24.3	26.8	29.4	32.4	37.0	40.5	331
-	-	-	-	-	-	-	13.2	17.4	21.0	23.6	26.2	28.7	31.7	36.3	39.8	332
-	-	-	9.9	12.0	14.6	16.6	19.2	23.2	26.8	29.3	31.8	34.3	37.3	41.9	45.4	333
-	-	-	-	-	-	-	-	14.4	18.2	20.8	23.4	26.0	29.0	33.6	37.2	334
-	8.2	9.8	11.8	13.9	16.5	18.5	21.0	25.0	28.6	31.1	33.6	36.1	39.1	43.6	47.1	335
■	0.00	0.76	0.80	0.82	0.85	0.88	0.90	0.89	0.92	0.96	0.98	0.99	1.01	1.03	1.05	1.07 ■
-	-	-	-	10.3	13.0	15.1	17.6	21.7	25.3	27.8	30.3	32.8	35.9	40.4	43.9	336
-	-	-	-	-	11.5	13.6	16.2	20.4	23.9	26.5	29.0	31.5	34.5	39.1	42.6	337
-	-	-	-	-	-	-	-	16.3	19.0	21.6	24.2	27.3	31.9	35.5	38.8	338
-	-	-	-	-	-	-	14.1	18.3	21.9	24.4	27.0	29.5	32.6	37.1	40.6	339
-	-	-	-	-	-	-	13.3	17.5	21.2	23.7	26.3	28.8	31.9	36.4	40.0	340
■	0.00	0.00	0.00	0.00	0.80	0.84	0.87	0.88	0.93	0.94	0.97	0.98	1.00	1.02	1.04	1.06 ■
-	-	-	-	-	-	-	-	14.6	18.3	20.9	23.5	26.1	29.2	33.8	37.3	341
-	-	-	10.0	12.1	14.7	16.8	19.3	23.4	26.9	29.4	32.0	34.5	37.5	42.0	45.5	342
-	-	-	-	-	-	-	-	-	16.4	19.1	21.7	24.3	27.4	32.1	35.6	343
-	-	-	-	-	-	-	-	14.7	18.4	21.1	23.7	26.2	29.3	33.9	37.5	344
-	-	-	-	-	-	-	13.4	17.7	21.3	23.9	26.4	29.0	32.0	36.6	40.1	345
■	0.00	0.00	0.00	0.80	0.84	0.87	0.90	0.88	0.90	0.93	0.95	0.97	0.99	1.01	1.04	1.06 ■
-	-	-	-	-	-	-	14.2	18.4	22.0	24.6	27.1	29.7	32.7	37.2	40.8	346
-	-	-	-	-	11.6	13.7	16.4	20.5	24.1	26.6	29.1	31.7	34.7	39.2	42.7	347
-	-	-	-	10.4	13.1	15.2	17.8	21.9	25.4	27.9	30.5	33.0	36.0	40.5	44.0	348
-	-	-	-	-	-	-	-	-	16.5	19.2	21.9	24.5	27.6	32.2	35.8	349
-	-	-	-	-	-	-	-	14.8	18.6	21.2	23.8	26.4	29.5	34.1	37.6	350
■	0.00	0.00	0.00	0.00	0.80	0.84	0.87	0.89	0.91	0.94	0.96	0.98	1.00	1.02	1.04	1.06 ■

▲ Not all available belt lengths are shown.

■ Combined Arc-Length correction factors for 5 preceding lines.

AP & AX Belts In B Sheaves

Drive Selection Tables

LINE #	RATIO	STOCK SHEAVES			DRIVEN SPEEDS AND HORSEPOWER RATINGS PER BELT								
		Datum Diameter		Number Grooves	1160 RPM			1750 RPM			3500 RPM		
		DR	DN		Driven Speed	H.P. Ratings		Driven Speed	H.P. Ratings		Driven Speed	H.P. Ratings	
						AP	AX		AP	AX		AP	AX
351	3.14	4.80	15.60	1-6	370	4.18	4.43	558	5.77	6.18	1115	8.89	10.04
352	3.14	4.60	15.00	1-6	369	3.94	4.19	557	5.43	5.84	1113	8.41	9.52
353	3.14	3.20	10.60	1-6	369	2.19	2.44	556	2.98	3.36	1113	4.60	5.47
354	3.16	4.00	13.20	1-6	367	3.20	3.45	553	4.40	4.80	1106	6.88	7.86
355	3.18	6.00	19.60	1-8,10	365	5.60	5.87	551	7.70	8.17	1102	11.35	12.86
356	3.18	3.60	12.00	1-6	365	2.70	2.95	550	3.70	4.09	1100	5.77	6.69
357	3.23	5.40	18.00	1-8,10	359	4.90	5.16	542	6.75	7.19	1084	10.21	11.52
358	3.27	4.60	15.60	1-6	355	3.94	4.19	535	5.43	5.84	1071	8.42	9.52
359	3.28	4.40	15.00	1-6	354	3.69	3.95	534	5.09	5.50	1067	7.92	8.98
360	3.28	5.80	19.60	1-8,10	354	5.37	5.63	533	7.39	7.85	1067	10.99	12.43
361	3.32	3.80	13.20	1-6	349	2.95	3.20	527	4.05	4.45	1054	6.33	7.29
362	3.34	3.00	10.60	1-6	347	1.94	2.18	524	2.62	3.00	1048	4.00	4.84
363	3.35	5.20	18.00	1-8,10	346	4.66	4.92	523	6.43	6.86	1045	9.79	11.05
364	3.36	3.40	12.00	1-6	346	2.45	2.69	521	3.35	3.73	1043	5.20	6.09
365	3.39	5.60	19.60	1-8,10	342	5.13	5.40	516	7.07	7.52	1031	10.61	11.99
366	3.41	4.40	15.60	1-6	340	3.69	3.95	513	5.09	5.50	1027	7.92	8.98
367	3.43	4.20	15.00	1-6	338	3.45	3.70	511	4.75	5.15	1021	7.41	8.43
368	3.43	7.00	24.60	2-8,10	338	6.74	7.03	511	9.22	9.74	-	-	-
369	3.48	5.00	18.00	1-8,10	334	4.42	4.68	503	6.10	6.52	1007	9.35	10.55
370	3.49	3.60	13.20	1-6	332	2.70	2.95	501	3.70	4.09	1002	5.78	6.70
371	3.51	5.40	19.60	1-8,10	330	4.90	5.16	498	6.75	7.19	996	10.21	11.53
372	3.55	3.20	12.00	1-6	327	2.20	2.44	493	2.99	3.37	986	4.61	5.47
373	3.56	4.20	15.60	1-6	326	3.45	3.70	491	4.75	5.15	983	7.41	8.43
374	3.59	4.00	15.00	1-6	323	3.20	3.45	488	4.41	4.80	975	6.88	7.87
375	3.61	4.80	18.00	1-6	321	4.18	4.44	484	5.77	6.19	968	8.90	10.05
376	3.63	6.60	24.60	2-8,10	320	6.29	6.57	482	8.63	9.13	-	-	-
377	3.64	5.20	19.60	1-8,10	318	4.66	4.92	480	6.43	6.86	961	9.79	11.05
378	3.68	3.40	13.20	1-6	315	2.45	2.69	475	3.35	3.73	950	5.20	6.09
379	3.73	4.00	15.60	1-6	311	3.20	3.45	469	4.41	4.80	938	6.88	7.87
380	3.74	6.40	24.60	2-8,10	310	6.06	6.34	468	8.32	8.81	-	-	-
381	3.76	4.60	18.00	1-6	308	3.94	4.19	465	5.43	5.84	930	8.42	9.52
382	3.77	3.80	15.00	1-6	308	2.95	3.20	465	4.06	4.45	930	6.34	7.29
383	3.77	3.00	12.00	1-6	308	1.94	2.18	464	2.62	3.00	929	4.00	4.84
384	3.78	5.00	19.60	1-8,10	307	4.42	4.68	463	6.10	6.53	926	9.35	10.56
385	3.85	6.20	24.60	2-8,10	301	5.83	6.10	454	8.02	8.49	908	11.69	13.28
386	3.90	3.20	13.20	1-6	298	2.20	2.44	449	2.99	3.37	898	4.61	5.47
387	3.91	3.80	15.60	1-6	296	2.95	3.20	447	4.06	4.45	894	6.34	7.29
388	3.92	4.40	18.00	1-6	296	3.70	3.95	446	5.10	5.50	892	7.93	8.99
389	3.93	4.80	19.60	1-6	295	4.18	4.44	445	5.77	6.19	890	8.90	10.05
390	3.96	3.60	15.00	1-6	293	2.70	2.95	442	3.70	4.09	884	5.78	6.70
391	3.98	6.00	24.60	2-8,10	292	5.60	5.87	440	7.71	8.17	880	11.36	12.87
392	4.09	4.60	19.60	1-6	283	3.94	4.19	428	5.43	5.85	855	8.42	9.52
393	4.10	4.20	18.00	1-6	283	3.45	3.70	427	4.75	5.15	853	7.42	8.43
394	4.11	5.80	24.60	2-8,10	282	5.37	5.63	426	7.39	7.85	852	11.00	12.44
395	4.12	3.60	15.60	1-6	282	2.70	2.95	425	3.70	4.09	850	5.78	6.70
396	4.12	7.00	29.60	2-8,10	282	6.74	7.03	425	9.22	9.75	-	-	-
397	4.14	3.00	13.20	1-6	280	1.94	2.18	423	2.62	3.00	846	4.00	4.85
398	4.18	3.40	15.00	1-6	278	2.45	2.70	419	3.35	3.73	838	5.20	6.09
399	4.25	5.60	24.60	2-8,10	273	5.13	5.40	412	7.08	7.52	824	10.62	11.99
400	4.27	4.40	19.60	1-6	272	3.70	3.95	410	5.10	5.50	820	7.93	8.99

Shaded area diameters are below industry standard for belt.

AP & AX Belts In B Sheaves

Drive Selection Tables

CENTER DISTANCE AND COMBINED ARC-LENGTH CORRECTION FACTOR ▲																LINE #
A42	A46	A51	A55	A60	A68	A75	A80	A85	A90	A96	A105	A112	A120	A128	A136	
-	-	-	-	13.6	17.8	21.4	24.0	26.6	29.1	32.2	36.7	40.3	44.3	48.3	52.3	351
-	-	-	11.6	14.3	18.5	22.1	24.7	27.3	29.8	32.8	37.4	40.9	45.0	49.0	53.0	352
10.1	12.3	14.9	16.9	19.5	23.5	27.1	29.6	32.1	34.6	37.6	42.1	45.7	49.7	53.7	57.7	353
-	-	11.7	13.9	16.5	20.6	24.2	26.7	29.3	31.8	34.8	39.4	42.9	46.9	50.9	54.9	354
-	-	-	-	-	-	16.7	19.3	22.0	24.6	27.7	32.3	35.9	40.0	44.0	48.1	355
■ 0.80	0.83	0.84	0.85	0.88	0.93	0.94	0.96	0.98	1.00	1.02	1.04	1.06	1.08	1.09	1.11	■
-	10.6	13.2	15.3	17.9	22.0	25.6	28.1	30.6	33.1	36.2	40.7	44.2	48.2	52.2	56.2	356
-	-	-	-	-	14.9	18.7	21.3	23.9	26.5	29.6	34.2	37.7	41.8	45.8	49.9	357
-	-	-	-	13.7	17.9	21.6	24.2	26.7	29.3	32.3	36.9	40.4	44.4	48.5	52.5	358
-	-	-	11.7	14.4	18.7	22.3	24.8	27.4	29.9	33.0	37.5	41.1	45.1	49.1	53.1	359
-	-	-	-	-	-	16.8	19.5	22.1	24.7	27.8	32.5	36.0	40.1	44.2	48.2	360
■ 0.00	0.80	0.85	0.84	0.87	0.90	0.93	0.95	0.98	0.99	1.01	1.04	1.06	1.07	1.09	1.11	■
-	-	11.9	14.0	16.6	20.8	24.3	26.9	29.4	32.0	35.0	39.5	43.0	47.1	51.1	55.1	361
10.3	12.4	15.0	17.0	19.6	23.7	27.2	29.7	32.2	34.8	37.8	42.3	45.8	49.8	53.8	57.8	362
-	-	-	-	-	15.1	18.8	21.5	24.1	26.7	29.7	34.3	37.9	41.9	46.0	50.0	363
-	10.7	13.4	15.5	18.0	22.1	25.7	28.2	30.8	33.3	36.3	40.8	44.3	48.4	52.4	56.4	364
-	-	-	-	-	-	16.9	19.6	22.3	24.9	28.0	32.6	36.2	40.2	44.3	48.4	365
■ 0.79	0.81	0.84	0.87	0.90	0.92	0.94	0.96	0.98	1.00	1.02	1.04	1.06	1.08	1.09	1.11	■
-	-	-	-	13.8	18.1	21.7	24.3	26.9	29.4	32.5	37.0	40.6	44.6	48.6	52.6	366
-	-	-	11.8	14.6	18.8	22.4	25.0	27.5	30.1	33.1	37.7	41.2	45.2	49.3	53.3	367
-	-	-	-	-	-	-	-	-	18.8	22.1	26.9	30.6	34.7	38.8	42.9	368
-	-	-	-	15.2	19.0	21.6	24.2	26.8	29.9	34.5	38.0	42.1	46.1	50.2	54.3	369
-	-	12.0	14.1	16.8	20.9	24.5	27.0	29.6	32.1	35.1	39.7	43.2	47.2	51.2	55.2	370
■ 0.00	0.00	0.82	0.83	0.86	0.90	0.94	0.96	0.98	0.97	1.00	1.03	1.05	1.07	1.08	1.10	■
-	-	-	-	-	-	17.0	19.7	22.4	25.0	28.1	32.7	36.3	40.4	44.4	48.5	371
-	10.8	13.5	15.6	18.2	22.3	25.8	28.4	30.9	33.4	36.4	41.0	44.5	48.5	52.5	56.5	372
-	-	-	-	13.9	18.2	21.9	24.4	27.0	29.5	32.6	37.2	40.7	44.7	48.8	52.8	373
-	-	-	12.0	14.7	18.9	22.6	25.1	27.7	30.2	33.3	37.8	41.4	45.4	49.4	53.4	374
-	-	-	-	15.3	19.1	21.7	24.3	26.9	29.5	30.0	34.6	38.2	42.2	46.3	50.3	375
■ 0.00	0.80	0.84	0.84	0.87	0.90	0.93	0.95	0.97	0.99	1.01	1.04	1.05	1.07	1.09	1.10	■
-	-	-	-	-	-	-	-	-	19.0	22.3	27.2	30.8	35.0	39.1	43.2	376
-	-	-	-	-	-	17.2	19.9	22.5	25.1	28.3	32.9	36.5	40.5	44.6	48.6	377
-	-	12.1	14.3	16.9	21.0	24.6	27.2	29.7	32.2	35.3	39.8	43.3	47.4	51.4	55.4	378
-	-	-	-	14.1	18.3	22.0	24.6	27.1	29.7	32.7	37.3	40.8	44.9	48.9	52.9	379
-	-	-	-	-	-	-	-	-	19.1	22.5	27.3	31.0	35.1	39.2	43.3	380
■ 0.00	0.00	0.81	0.85	0.86	0.92	0.92	0.95	0.97	0.95	0.98	1.01	1.03	1.05	1.07	1.09	■
-	-	-	-	-	15.4	19.2	21.9	24.5	27.1	30.2	34.8	38.3	42.4	46.4	50.5	381
-	-	-	12.1	14.8	19.1	22.7	25.3	27.8	30.4	33.4	38.0	41.5	45.5	49.6	53.6	382
-	10.9	13.6	15.7	18.3	22.4	26.0	28.5	31.0	33.6	36.6	41.1	44.6	48.7	52.7	56.7	383
-	-	-	-	-	-	17.3	20.0	22.7	25.3	28.4	33.0	36.6	40.7	44.7	48.8	384
-	-	-	-	-	-	-	-	-	19.3	22.6	27.4	31.1	35.3	39.4	43.5	385
■ 0.00	0.79	0.84	0.84	0.88	0.90	0.92	0.95	0.97	0.97	0.99	1.02	1.04	1.06	1.08	1.10	■
-	-	12.2	14.4	17.0	21.2	24.8	27.3	29.9	32.4	35.4	40.0	43.5	47.5	51.5	55.5	386
-	-	-	-	14.2	18.5	22.1	24.7	27.3	29.8	32.9	37.4	41.0	45.0	49.1	53.1	387
-	-	-	-	-	15.6	19.4	22.0	24.6	27.2	30.3	34.9	38.5	42.5	46.6	50.6	388
-	-	-	-	-	-	17.4	20.1	22.8	25.4	28.5	33.2	36.7	40.8	44.9	48.9	389
-	-	-	12.2	15.0	19.2	22.8	25.4	28.0	30.5	33.6	38.1	41.7	45.7	49.7	53.7	390
■ 0.00	0.00	0.81	0.83	0.86	0.90	0.92	0.95	0.97	0.99	1.01	1.03	1.05	1.07	1.09	1.10	■
-	-	-	-	-	-	-	-	-	19.4	22.7	27.5	31.2	35.4	39.5	43.6	391
-	-	-	-	-	-	17.5	20.3	22.9	25.5	28.7	33.3	36.9	41.0	45.0	49.1	392
-	-	-	-	-	15.7	19.5	22.1	24.8	27.3	30.4	35.0	38.6	42.7	46.7	50.7	393
-	-	-	-	-	-	-	-	-	19.5	22.8	27.7	31.4	35.5	39.7	43.8	394
-	-	-	11.5	14.3	18.6	22.3	24.8	27.4	30.0	33.0	37.6	41.1	45.2	49.2	53.2	395
■ 0.00	0.00	0.00	0.77	0.84	0.87	0.90	0.93	0.96	0.94	0.97	1.00	1.03	1.05	1.07	1.09	■
-	-	-	-	-	-	-	-	-	-	-	21.4	25.4	29.8	34.0	38.2	396
-	-	12.4	14.5	17.2	21.3	24.9	27.5	30.0	32.5	35.6	40.1	43.6	47.7	51.7	55.7	397
-	-	-	12.3	15.1	19.3	23.0	25.5	28.1	30.6	33.7	38.3	41.8	45.8	49.9	53.9	398
-	-	-	-	-	-	-	-	-	19.6	23.0	27.8	31.5	35.7	39.8	43.9	399
-	-	-	-	-	-	17.7	20.4	23.0	25.7	28.8	33.4	37.0	41.1	45.2	49.2	400
■ 0.00	0.00	0.81	0.82	0.87	0.92	0.92	0.95	0.97	0.96	0.99	0.99	1.02	1.04	1.06	1.08	■

▲ Not all available belt lengths are shown.

■ Combined Arc-Length correction factors for 5 preceding lines.

AP & AX Belts In B Sheaves

Drive Selection Tables

LINE #	RATIO	STOCK SHEAVES			DRIVEN SPEEDS AND HORSEPOWER RATINGS PER BELT								
		Datum Diameter		Number Grooves	1160 RPM			1750 RPM			3500 RPM		
		DR	DN		Driven Speed	H.P. Ratings		Driven Speed	H.P. Ratings		Driven Speed	H.P. Ratings	
						AP	AX		AP	AX		AP	AX
401	4.29	4.00	18.00	1-6	270	3.20	3.45	408	4.41	4.80	815	6.89	7.87
402	4.34	3.40	15.60	1-6	267	2.45	2.70	403	3.35	3.73	806	5.20	6.09
403	4.36	6.60	29.60	2-8,10	266	6.29	6.57	402	8.63	9.13	-	-	-
404	4.40	5.40	24.60	2-8,10	264	4.90	5.16	398	6.76	7.19	796	10.22	11.53
405	4.42	3.20	15.00	1-6	262	2.20	2.44	396	2.99	3.37	792	4.61	5.48
406	4.46	4.20	19.60	1-6	260	3.45	3.70	392	4.75	5.15	785	7.42	8.44
407	4.49	6.40	29.60	2-8,10	258	6.06	6.34	390	8.33	8.81	-	-	-
408	4.51	3.80	18.00	1-6	257	2.96	3.20	388	4.06	4.45	777	6.34	7.29
409	4.56	5.20	24.60	2-8,10	254	4.66	4.92	384	6.43	6.86	768	9.80	11.05
410	4.59	3.20	15.60	1-6	252	2.20	2.44	381	2.99	3.37	762	4.61	5.48
411	4.63	6.20	29.60	2-8,10	251	5.83	6.10	378	8.02	8.50	756	11.70	13.28
412	4.67	4.00	19.60	1-6	248	3.20	3.45	375	4.41	4.80	749	6.89	7.87
413	4.69	3.00	15.00	1-6	247	1.94	2.18	373	2.63	3.00	746	4.00	4.85
414	4.73	5.00	24.60	2-8,10	245	4.42	4.68	370	6.10	6.53	739	9.36	10.56
415	4.74	3.60	18.00	1-6	245	2.71	2.95	369	3.71	4.09	738	5.78	6.70
416	4.78	6.00	29.60	2-8,10	243	5.60	5.87	366	7.71	8.18	733	11.36	12.87
417	4.88	3.00	15.60	1-6	238	1.94	2.18	359	2.63	3.00	718	4.00	4.85
418	4.90	3.80	19.60	1-6	237	2.96	3.20	357	4.06	4.45	714	6.34	7.29
419	4.92	4.80	24.60	2-6	236	4.18	4.44	356	5.77	6.19	711	8.90	10.05
420	4.93	5.80	29.60	2-8,10	235	5.37	5.64	355	7.40	7.85	709	11.00	12.44
421	5.00	3.40	18.00	1-6	232	2.45	2.70	350	3.35	3.73	700	5.21	6.10
422	5.10	5.60	29.60	2-8,10	227	5.14	5.40	343	7.08	7.53	686	10.62	11.99
423	5.12	4.60	24.60	2-6	226	3.94	4.19	342	5.44	5.85	683	8.43	9.53
424	5.16	3.60	19.60	1-6	225	2.71	2.95	339	3.71	4.09	679	5.78	6.70
425	5.22	7.00	37.60	2-8,10	222	6.74	7.03	335	9.23	9.75	-	-	-
426	5.28	5.40	29.60	2-8,10	220	4.90	5.16	331	6.76	7.20	662	10.22	11.53
427	5.29	3.20	18.00	1-6	219	2.20	2.44	331	2.99	3.37	662	4.61	5.48
428	5.34	4.40	24.60	2-6	217	3.70	3.95	327	5.10	5.50	655	7.93	8.99
429	5.44	3.40	19.60	1-6	213	2.45	2.70	322	3.35	3.73	644	5.21	6.10
430	5.48	5.20	29.60	2-8,10	212	4.66	4.92	320	6.43	6.86	639	9.80	11.05
431	5.53	6.60	37.60	2-8,10	210	6.29	6.57	317	8.63	9.13	-	-	-
432	5.58	4.20	24.60	2-6	208	3.45	3.70	313	4.76	5.15	627	7.42	8.44
433	5.62	3.00	18.00	1-6	207	1.94	2.18	312	2.63	3.00	623	4.01	4.85
434	5.69	5.00	29.60	2-8,10	204	4.42	4.68	308	6.10	6.53	616	9.36	10.56
435	5.69	6.40	37.60	2-8,10	204	6.06	6.34	307	8.33	8.81	-	-	-
436	5.75	3.20	19.60	1-6	202	2.20	2.44	304	2.99	3.37	608	4.61	5.48
437	5.85	4.00	24.60	2-6	198	3.21	3.45	299	4.41	4.80	599	6.89	7.87
438	5.87	6.20	37.60	2-8,10	198	5.83	6.11	298	8.02	8.50	596	11.70	13.29
439	5.91	4.80	29.60	2-6	196	4.18	4.44	296	5.77	6.19	592	8.90	10.05
440	6.06	6.00	37.60	2-8,10	192	5.60	5.87	289	7.71	8.18	578	11.36	12.87
441	6.11	3.00	19.60	1-6	190	1.94	2.18	287	2.63	3.00	573	4.01	4.85
442	6.14	3.80	24.60	2-6	189	2.96	3.20	285	4.06	4.45	570	6.35	7.29
443	6.15	4.60	29.60	2-6	188	3.94	4.19	284	5.44	5.85	569	8.43	9.53
444	6.26	5.80	37.60	2-8,10	185	5.37	5.64	280	7.40	7.85	559	11.00	12.44
445	6.42	4.40	29.60	2-6	181	3.70	3.95	273	5.10	5.50	545	7.93	8.99
446	6.45	3.60	24.60	2-6	180	2.71	2.95	271	3.71	4.09	542	5.79	6.70
447	6.47	5.60	37.60	2-8,10	179	5.14	5.40	270	7.08	7.53	541	10.62	12.00
448	6.70	5.40	37.60	2-8,10	173	4.90	5.16	261	6.76	7.20	522	10.22	11.53
449	6.71	4.20	29.60	2-6	173	3.45	3.70	261	4.76	5.15	522	7.42	8.44
450	6.81	3.40	24.60	2-6	170	2.45	2.70	257	3.35	3.73	514	5.21	6.10

Shaded area diameters are below industry standard for belt.

AP & AX Belts In B Sheaves

Drive Selection Tables

CENTER DISTANCE AND COMBINED ARC-LENGTH CORRECTION FACTOR ▲																LINE #
A55	A60	A68	A75	A80	A85	A90	A96	A105	A112	A120	A128	A136	A144	A158	A173	
-	-	15.8	19.6	22.3	24.9	27.5	30.6	35.2	38.7	42.8	46.8	50.9	54.9	62.0	69.5	401
11.6	14.4	18.7	22.4	25.0	27.6	30.1	33.2	37.7	41.3	45.3	49.4	53.4	57.4	64.4	72.0	402
-	-	-	-	-	-	-	-	21.7	25.6	30.0	34.3	38.5	42.7	49.9	57.6	403
-	-	-	-	-	-	16.9	19.8	23.1	27.9	31.6	35.8	39.9	44.0	48.1	55.3	404
12.5	15.2	19.5	23.1	25.7	28.2	30.8	33.8	38.4	41.9	46.0	50.0	54.0	58.1	65.1	72.6	405
■ 0.79	0.84	0.88	0.93	0.95	0.93	0.96	0.99	0.99	1.02	1.04	1.06	1.08	1.10	1.12	1.15	■
-	-	13.8	17.8	20.5	23.2	25.8	28.9	33.6	37.2	41.2	45.3	49.4	53.4	60.5	68.0	406
-	-	-	-	-	-	-	-	21.8	25.8	30.1	34.4	38.6	42.8	50.0	57.7	407
-	-	15.9	19.8	22.4	25.0	27.6	30.7	35.3	38.9	42.9	47.0	51.0	55.1	62.1	69.7	408
-	-	-	-	-	-	17.0	19.9	23.2	28.1	31.8	35.9	40.1	44.2	48.3	55.4	409
11.7	14.6	18.9	22.5	25.1	27.7	30.2	33.3	37.9	41.4	45.5	49.5	53.5	57.6	64.6	72.1	410
■ 0.77	0.83	0.84	0.90	0.93	0.92	0.95	0.98	0.98	1.01	1.04	1.06	1.08	1.10	1.12	1.15	■
-	-	-	-	-	-	-	-	21.9	25.9	30.3	34.6	38.8	42.9	50.2	57.8	411
-	-	13.9	17.9	20.6	23.3	25.9	29.1	33.7	37.3	41.4	45.4	49.5	53.5	60.6	68.2	412
12.6	15.3	19.6	23.2	25.8	28.4	30.9	34.0	38.5	42.1	46.1	50.2	54.2	58.2	65.2	72.8	413
-	-	-	-	-	-	17.1	20.0	23.3	28.2	31.9	36.1	40.2	44.3	48.4	55.5	414
-	-	16.1	19.9	22.5	25.2	27.8	30.8	35.5	39.0	43.1	47.1	51.2	55.2	62.3	69.8	415
■ 0.80	0.85	0.85	0.90	0.93	0.92	0.95	0.98	0.98	1.01	1.04	1.06	1.08	1.09	1.12	1.15	■
-	-	-	-	-	-	-	-	22.0	26.0	30.4	34.7	38.9	43.1	50.3	58.0	416
11.9	14.7	19.0	22.7	25.3	27.8	30.4	33.4	38.0	41.6	45.6	49.6	53.7	57.7	64.7	72.3	417
-	-	14.1	18.0	20.8	23.4	26.1	29.2	33.8	37.4	41.5	45.6	49.6	53.7	60.8	68.3	418
-	-	-	-	-	-	17.2	20.1	23.5	28.3	32.0	36.2	40.3	44.5	48.5	55.7	419
-	-	-	-	-	-	-	-	22.2	26.1	30.5	34.8	39.0	43.2	50.4	58.1	420
■ 0.77	0.83	0.84	0.90	0.93	0.91	0.94	0.97	0.95	0.99	1.02	1.04	1.06	1.08	1.11	1.14	■
-	-	16.2	20.0	22.7	25.3	27.9	31.0	35.6	39.2	43.2	47.3	51.3	55.4	62.4	70.0	421
-	-	-	-	-	-	-	-	22.3	26.3	30.7	34.9	39.2	43.3	50.6	58.3	422
-	-	-	-	-	-	17.3	20.2	23.6	28.5	32.2	36.3	40.5	44.6	48.7	55.8	423
-	-	14.2	18.2	20.9	23.6	26.2	29.3	34.0	37.6	41.7	45.7	49.8	53.8	60.9	68.5	424
-	-	-	-	-	-	-	-	-	-	-	24.9	29.7	34.2	41.8	49.8	425
■ 0.00	0.00	0.82	0.88	0.92	0.90	0.93	0.96	0.97	1.00	1.03	1.01	1.04	1.07	1.10	1.13	■
-	-	-	-	-	-	-	-	22.4	26.4	30.8	35.1	39.3	43.5	50.7	58.4	426
-	-	16.3	20.1	22.8	25.4	28.0	31.1	35.7	39.3	43.4	47.4	51.5	55.5	62.6	70.1	427
-	-	-	-	-	-	17.5	20.4	23.7	28.6	32.3	36.5	40.6	44.7	48.8	56.0	428
-	-	14.3	18.3	21.0	23.7	26.3	29.5	34.1	37.7	41.8	45.9	49.9	54.0	61.0	68.6	429
-	-	-	-	-	-	-	-	22.5	26.5	30.9	35.2	39.4	43.6	50.9	58.5	430
■ 0.00	0.00	0.81	0.88	0.91	0.90	0.93	0.96	0.95	0.98	1.01	1.04	1.06	1.08	1.11	1.14	■
-	-	-	-	-	-	-	-	-	-	-	25.2	29.9	34.4	42.1	50.0	431
-	-	-	-	-	-	17.6	20.5	23.8	28.7	32.4	36.6	40.8	44.9	49.0	56.1	432
-	-	16.4	20.3	22.9	25.6	28.2	31.3	35.9	39.4	43.5	47.6	51.6	55.7	62.7	70.3	433
-	-	-	-	-	-	-	-	22.6	26.6	31.0	35.3	39.6	43.7	51.0	58.7	434
-	-	-	-	-	-	-	-	-	-	-	25.3	30.0	34.6	42.2	50.2	435
■ 0.00	0.00	0.84	0.90	0.93	0.88	0.92	0.95	0.95	0.99	1.02	0.97	1.01	1.04	1.08	1.11	■
-	-	14.4	18.4	21.2	23.8	26.5	29.6	34.3	37.9	41.9	46.0	50.1	54.1	61.2	68.8	436
-	-	-	-	-	-	17.7	20.6	24.0	28.8	32.6	36.7	40.9	45.0	49.1	56.2	437
-	-	-	-	-	-	-	-	-	-	-	25.4	30.2	34.7	42.3	50.3	438
-	-	-	-	-	-	-	-	22.8	26.8	31.2	35.5	39.7	43.9	51.1	58.8	439
-	-	-	-	-	-	-	-	-	-	-	25.5	30.3	34.8	42.5	50.4	440
■ 0.00	0.00	0.78	0.86	0.90	0.87	0.91	0.95	0.95	0.98	1.01	0.96	1.01	1.04	1.08	1.11	■
-	-	14.5	18.5	21.3	24.0	26.6	29.7	34.4	38.0	42.1	46.2	50.2	54.3	61.3	68.9	441
-	-	-	-	-	-	17.8	20.7	24.1	29.0	32.7	36.9	41.0	45.1	49.2	56.4	442
-	-	-	-	-	-	-	-	-	22.9	26.9	31.3	35.6	39.8	44.0	51.3	443
-	-	-	-	-	-	-	-	-	-	-	25.6	30.4	34.9	42.6	50.6	444
-	-	-	-	-	-	-	-	23.0	27.0	31.4	35.7	40.0	44.1	51.4	59.1	445
■ 0.00	0.00	0.78	0.86	0.90	0.87	0.91	0.95	0.93	0.97	1.00	0.99	1.03	1.05	1.09	1.12	■
-	-	-	-	-	-	17.9	20.9	24.2	29.1	32.8	37.0	41.2	45.3	49.4	56.5	446
-	-	-	-	-	-	-	-	-	-	-	25.7	30.5	35.1	42.7	50.7	447
-	-	-	-	-	-	-	-	-	-	-	25.9	30.6	35.2	42.9	50.8	448
-	-	-	-	-	-	-	-	23.1	27.1	31.5	35.9	40.1	44.3	51.5	59.2	449
-	-	-	-	-	-	18.0	21.0	24.4	29.2	33.0	37.1	41.3	45.4	49.5	56.7	450
■ 0.00	0.00	0.00	0.00	0.00	0.81	0.87	0.91	0.93	0.97	1.00	0.96	1.00	1.03	1.07	1.11	■

▲ Not all available belt lengths are shown.

■ Combined Arc-Length correction factors for 5 preceding lines.

AP & AX Belts In B Sheaves

Drive Selection Tables

LINE #	RATIO	STOCK SHEAVES			DRIVEN SPEEDS AND HORSEPOWER RATINGS PER BELT								
		Datum Diameter		Number Grooves	1160 RPM			1750 RPM			3500 RPM		
		DR	DN		Driven Speed	H.P. Ratings		Driven Speed	H.P. Ratings		Driven Speed	H.P. Ratings	
						AP	AX		AP	AX		AP	AX
451	6.94	5.20	37.60	2-8,10	167	4.66	4.92	252	6.43	6.86	504	9.80	11.05
452	7.02	4.00	29.60	2-6	165	3.21	3.45	249	4.41	4.80	498	6.89	7.87
453	7.20	3.20	24.60	2-6	161	2.20	2.44	243	2.99	3.37	486	4.62	5.48
454	7.21	5.00	37.60	2-8,10	161	4.42	4.68	243	6.11	6.53	485	9.36	10.56
455	7.37	3.80	29.60	2-6	157	2.96	3.20	237	4.06	4.45	475	6.35	7.29
456	7.50	4.80	37.60	2-6	155	4.18	4.44	233	5.77	6.19	467	8.91	10.05
457	7.65	3.00	24.60	2-6	152	1.94	2.18	229	2.63	3.00	458	4.01	4.85
458	7.75	3.60	29.60	2-6	150	2.71	2.95	226	3.71	4.09	451	5.79	6.70
459	7.80	4.60	37.60	2-6	149	3.94	4.19	224	5.44	5.85	448	8.43	9.53
460	8.14	4.40	37.60	2-6	143	3.70	3.95	215	5.10	5.50	430	7.94	8.99
461	8.18	3.40	29.60	2-6	142	2.45	2.70	214	3.35	3.73	428	5.21	6.10
462	8.51	4.20	37.60	2-6	136	3.45	3.70	206	4.76	5.16	411	7.42	8.44
463	8.65	3.20	29.60	2-6	134	2.20	2.44	202	2.99	3.37	405	4.62	5.48
464	8.91	4.00	37.60	2-6	130	3.21	3.45	196	4.41	4.80	393	6.90	7.87
465	9.18	3.00	29.60	2-6	126	1.94	2.18	191	2.63	3.00	381	4.01	4.85
466	9.35	3.80	37.60	2-6	124	2.96	3.20	187	4.06	4.45	375	6.35	7.30
467	9.83	3.60	37.60	2-6	118	2.71	2.95	178	3.71	4.09	356	5.79	6.70
468	10.37	3.40	37.60	2-6	112	2.45	2.70	169	3.35	3.73	338	5.21	6.10
469	10.97	3.20	37.60	2-6	106	2.20	2.44	160	2.99	3.37	319	4.62	5.48
470	11.65	3.00	37.60	2-6	100	1.94	2.18	150	2.63	3.00	301	4.01	4.85

Shaded area diameters are below industry standard for belt.

AP & AX Belts In B Sheaves

Drive Selection Tables

CENTER DISTANCE AND COMBINED ARC-LENGTH CORRECTION FACTOR ▲											LINE #	
A85	A90	A96	A105	A112	A120	A128	A136	A144	A158	A173	A180	
-	-	-	-	-	-	26.0	30.8	35.3	43.0	51.0	54.6	451
-	-	-	23.2	27.3	31.7	36.0	40.2	44.4	51.7	59.4	63.0	452
18.2	21.1	24.5	29.4	33.1	37.3	41.4	45.6	49.7	56.8	64.4	68.0	453
-	-	-	-	-	-	26.1	30.9	35.4	43.1	51.1	54.8	454
-	-	-	23.4	27.4	31.8	36.1	40.4	44.5	51.8	59.5	63.1	455
■ 0.81	■ 0.86	■ 0.91	■ 0.90	■ 0.94	■ 0.98	■ 0.95	■ 0.99	■ 1.02	■ 1.07	■ 1.10	■ 1.12	■
-	-	-	-	-	-	26.2	31.0	35.6	43.2	51.2	54.9	456
18.3	21.2	24.6	29.5	33.2	37.4	41.6	45.7	49.8	56.9	64.6	68.1	457
-	-	-	23.5	27.5	31.9	36.2	40.5	44.7	51.9	59.7	63.2	458
-	-	-	-	-	-	26.3	31.1	35.7	43.4	51.4	55.0	459
-	-	-	-	-	-	26.5	31.3	35.8	43.5	51.5	55.2	460
■ 0.81	■ 0.86	■ 0.91	■ 0.91	■ 0.95	■ 0.99	■ 0.91	■ 0.97	■ 1.01	■ 1.05	■ 1.09	■ 1.11	■
-	-	-	23.6	27.6	32.1	36.4	40.6	44.8	52.1	59.8	63.4	461
-	-	-	-	-	-	26.6	31.4	35.9	43.6	51.6	55.3	462
-	-	-	23.7	27.7	32.2	36.5	40.8	45.0	52.2	59.9	63.5	463
-	-	-	-	-	-	26.7	31.5	36.1	43.8	51.8	55.4	464
-	-	18.2	23.8	27.9	32.3	36.6	40.9	45.1	52.4	60.1	63.7	465
■ 0.00	■ 0.00	■ 0.72	■ 0.86	■ 0.92	■ 0.96	■ 0.94	■ 0.98	■ 1.02	■ 1.06	■ 1.10	■ 1.11	■
-	-	-	-	-	-	26.8	31.6	36.2	43.9	51.9	55.6	466
-	-	-	-	-	-	26.9	31.7	36.3	44.0	52.0	55.7	467
-	-	-	-	-	-	27.0	31.9	36.4	44.1	52.1	55.8	468
-	-	-	-	-	-	27.2	32.0	36.6	44.3	52.3	56.0	469
-	-	-	-	-	-	27.3	32.1	36.7	44.4	52.4	56.1	470
■ 0.00	■ 0.00	■ 0.00	■ 0.00	■ 0.00	■ 0.00	■ 0.84	■ 0.92	■ 0.96	■ 1.02	■ 1.07	■ 1.08	■

▲ Not all available belt lengths are shown.

■ Combined Arc-Length correction factors for 5 preceding lines.

BP & BX Belts In B Sheaves

Drive Selection Tables

LINE #	RATIO	STOCK SHEAVES			DRIVEN SPEEDS AND HORSEPOWER RATINGS PER BELT								
		Datum Diameter		Number Grooves	1160 RPM			1750 RPM			3500 RPM		
		DR	DN		Driven Speed	H.P. Ratings		Driven Speed	H.P. Ratings		Driven Speed	H.P. Ratings	
						BP	BX		BP	BX		BP	BX
1	1.00	3.40	3.40	1-6	1160	1.77	2.86	1750	2.10	3.81	3500	1.65	5.45
2	1.00	3.60	3.60	1-6	1160	2.17	3.27	1750	2.66	4.40	3500	2.55	6.44
3	1.00	3.80	3.80	1-6	1160	2.57	3.68	1750	3.22	4.98	3500	3.43	7.41
4	1.00	4.00	4.00	1-6	1160	2.97	4.09	1750	3.78	5.56	3500	4.28	8.36
5	1.00	4.20	4.20	1-6	1160	3.36	4.50	1750	4.32	6.14	3500	5.10	9.28
6	1.00	4.40	4.40	1-6	1160	3.75	4.90	1750	4.87	6.71	3500	5.89	10.18
7	1.00	4.60	4.60	1-6	1160	4.14	5.30	1750	5.40	7.28	3500	6.65	11.06
8	1.00	4.80	4.80	1-6	1160	4.52	5.70	1750	5.93	7.84	3500	7.38	11.91
9	1.00	5.00	5.00	1-6	1160	4.90	6.10	1750	6.46	8.40	3500	8.09	12.74
10	1.00	5.20	5.20	1-6	1160	5.28	6.50	1750	6.98	8.95	3500	8.76	13.54
11	1.00	5.40	5.40	1-8,10	1160	5.66	6.89	1750	7.50	9.49	3500	9.40	14.32
12	1.00	5.60	5.60	1-8,10	1160	6.04	7.28	1750	8.00	10.04	3500	10.00	15.07
13	1.00	5.80	5.80	1-8,10	1160	6.41	7.67	1750	8.51	10.58	3500	10.58	15.80
14	1.00	6.00	6.00	1-8,10	1160	6.78	8.05	1750	9.00	11.11	3500	11.11	16.49
15	1.00	6.20	6.20	1-8,10	1160	7.14	8.44	1750	9.49	11.64	3500	11.61	17.16
16	1.00	6.40	6.40	1-8,10	1160	7.51	8.82	1750	9.98	12.16	3500	12.08	17.80
17	1.00	6.60	6.60	1-8,10	1160	7.87	9.20	1750	10.46	12.68	3500	12.51	18.41
18	1.00	6.80	6.80	1-8,10	1160	8.23	9.58	1750	10.93	13.19	-	-	-
19	1.00	7.00	7.00	1-8,10	1160	8.59	9.96	1750	11.40	13.70	-	-	-
20	1.00	7.40	7.40	1-8,10	1160	9.29	10.70	1750	12.31	14.70	-	-	-
21	1.00	8.00	8.00	1-8,10	1160	10.34	11.81	1750	13.63	16.16	-	-	-
22	1.00	8.60	8.60	1-8,10	1160	11.36	12.89	1750	14.90	17.57	-	-	-
23	1.00	9.40	9.40	1-8,10	1160	12.68	14.31	1750	16.48	19.38	-	-	-
24	1.03	6.80	7.00	1-8,10	1129	8.30	9.66	1703	11.04	13.30	-	-	-
25	1.03	6.60	6.80	1-8,10	1128	7.94	9.28	1701	10.57	12.79	3403	12.72	18.64
26	1.03	6.40	6.60	1-8,10	1127	7.58	8.90	1700	10.09	12.28	3400	12.30	18.04
27	1.03	6.20	6.40	1-8,10	1126	7.22	8.52	1699	9.61	11.76	3397	11.84	17.41
28	1.03	6.00	6.20	1-8,10	1125	6.85	8.14	1697	9.12	11.23	3394	11.35	16.75
29	1.03	5.80	6.00	1-8,10	1124	6.49	7.75	1695	8.63	10.71	3391	10.81	16.06
30	1.03	5.60	5.80	1-8,10	1123	6.12	7.37	1694	8.13	10.17	3387	10.25	15.34
31	1.03	5.40	5.60	1-8,10	1121	5.74	6.98	1692	7.62	9.63	3384	9.65	14.60
32	1.04	5.20	5.40	1-6	1120	5.37	6.59	1690	7.11	9.09	3380	9.02	13.83
33	1.04	5.00	5.20	1-6	1119	4.99	6.20	1688	6.60	8.54	3375	8.36	13.04
34	1.04	4.80	5.00	1-6	1117	4.61	5.80	1685	6.07	7.99	3371	7.67	12.22
35	1.04	4.60	4.80	1-6	1115	4.23	5.41	1683	5.55	7.43	3366	6.94	11.37
36	1.04	4.40	4.60	1-6	1114	3.85	5.01	1680	5.02	6.87	3360	6.19	10.51
37	1.04	4.20	4.40	1-6	1112	3.46	4.61	1677	4.48	6.31	3355	5.41	9.62
38	1.05	4.00	4.20	1-6	1110	3.08	4.21	1674	3.94	5.74	3348	4.60	8.71
39	1.05	3.80	4.00	1-6	1107	2.69	3.81	1671	3.39	5.17	3341	3.77	7.78
40	1.05	3.60	3.80	1-6	1105	2.29	3.40	1667	2.84	4.59	3334	2.91	6.83
41	1.05	3.40	3.60	1-6	1102	1.90	2.99	1663	2.28	4.01	3326	2.02	5.85
42	1.05	7.00	7.40	1-8,10	1101	8.71	10.09	1660	11.59	13.91	-	-	-
43	1.06	6.60	7.00	1-8,10	1097	8.00	9.35	1656	10.66	12.89	3311	12.91	18.84
44	1.06	6.40	6.80	1-8,10	1096	7.64	8.97	1653	10.18	12.38	3306	12.49	18.24
45	1.06	6.20	6.60	1-8,10	1094	7.28	8.59	1650	9.70	11.86	3300	12.03	17.61
46	1.06	6.00	6.40	1-8,10	1092	6.92	8.21	1647	9.22	11.34	3295	11.54	16.96
47	1.06	5.80	6.20	1-8,10	1090	6.55	7.83	1644	8.73	10.81	3288	11.02	16.28
48	1.07	5.60	6.00	1-8,10	1088	6.19	7.44	1641	8.23	10.28	3282	10.46	15.57
49	1.07	5.40	5.80	1-8,10	1085	5.82	7.06	1637	7.73	9.75	3275	9.87	14.83
50	1.07	5.20	5.60	1-6	1083	5.44	6.67	1634	7.22	9.21	3267	9.24	14.07

Shaded area diameters are below industry standard for belt.

BP & BX Belts In B Sheaves

Drive Selection Tables

CENTER DISTANCE AND COMBINED ARC-LENGTH CORRECTION FACTOR ▲																LINE #
B35	B38	B42	B46	B51	B55	B60	B68	B75	B80	B85	B90	B96	B105	B112	B120	
13.1	14.6	16.6	18.6	21.1	23.1	25.6	29.6	33.1	36.1	38.1	40.6	44.1	48.1	51.6	55.6	1
12.7	14.2	16.2	18.2	20.7	22.7	25.2	29.2	32.7	35.7	37.7	40.2	43.7	47.7	51.2	55.2	2
12.4	13.9	15.9	17.9	20.4	22.4	24.9	28.9	32.4	35.4	37.4	39.9	43.4	47.4	50.9	54.9	3
12.1	13.6	15.6	17.6	20.1	22.1	24.6	28.6	32.1	35.1	37.1	39.6	43.1	47.1	50.6	54.6	4
11.8	13.3	15.3	17.3	19.8	21.8	24.3	28.3	31.8	34.8	36.8	39.3	42.8	46.8	50.3	54.3	5
■ 0.82 0.84 0.86 0.87 0.89 0.91 0.92 0.95 0.97 0.98 0.99 1.00 1.01 1.03 1.04 1.06 ■																
11.5	13.0	15.0	17.0	19.5	21.5	24.0	28.0	31.5	34.5	36.5	39.0	42.5	46.5	50.0	54.0	6
11.2	12.7	14.7	16.7	19.2	21.2	23.7	27.7	31.2	34.2	36.2	38.7	42.2	46.2	49.7	53.7	7
10.9	12.4	14.4	16.4	18.9	20.9	23.4	27.4	30.9	33.9	35.9	38.4	41.9	45.9	49.4	53.4	8
10.5	12.0	14.0	16.0	18.5	20.5	23.0	27.0	30.5	33.5	35.5	38.0	41.5	45.5	49.0	53.0	9
10.2	11.7	13.7	15.7	18.2	20.2	22.7	26.7	30.2	33.2	35.2	37.7	41.2	45.2	48.7	52.7	10
■ 0.82 0.84 0.86 0.87 0.89 0.91 0.92 0.95 0.97 0.98 0.99 1.00 1.01 1.03 1.04 1.06 ■																
9.9	11.4	13.4	15.4	17.9	19.9	22.4	26.4	29.9	32.9	34.9	37.4	40.9	44.9	48.4	52.4	11
9.6	11.1	13.1	15.1	17.6	19.6	22.1	26.1	29.6	32.6	34.6	37.1	40.6	44.6	48.1	52.1	12
9.3	10.8	12.8	14.8	17.3	19.3	21.8	25.8	29.3	32.3	34.3	36.8	40.3	44.3	47.8	51.8	13
9.0	10.5	12.5	14.5	17.0	19.0	21.5	25.5	29.0	32.0	34.0	36.5	40.0	44.0	47.5	51.5	14
8.7	10.2	12.2	14.2	16.7	18.7	21.2	25.2	28.7	31.7	33.7	36.2	39.7	43.7	47.2	51.2	15
■ 0.82 0.84 0.86 0.87 0.89 0.91 0.92 0.95 0.97 0.98 0.99 1.00 1.01 1.03 1.04 1.06 ■																
8.3	9.8	11.8	13.8	16.3	18.3	20.8	24.8	28.3	31.3	33.3	35.8	39.3	43.3	46.8	50.8	16
-	9.5	11.5	13.5	16.0	18.0	20.5	24.5	28.0	31.0	33.0	35.5	39.0	43.0	46.5	50.5	17
-	9.2	11.2	13.2	15.7	17.7	20.2	24.2	27.7	30.7	32.7	35.2	38.7	42.7	46.2	50.2	18
-	8.9	10.9	12.9	15.4	17.4	19.9	23.9	27.4	30.4	32.4	34.9	38.4	42.4	45.9	49.9	19
-	-	10.3	12.3	14.8	16.8	19.3	23.3	26.8	29.8	31.8	34.3	37.8	41.8	45.3	49.3	20
■ 0.82 0.84 0.86 0.87 0.89 0.91 0.92 0.95 0.97 0.98 0.99 1.00 1.01 1.03 1.04 1.06 ■																
-	-	-	11.3	13.8	15.8	18.3	22.3	25.8	28.8	30.8	33.3	36.8	40.8	44.3	48.3	21
-	-	-	10.4	12.9	14.9	17.4	21.4	24.9	27.9	29.9	32.4	35.9	39.9	43.4	47.4	22
-	-	-	-	11.6	13.6	16.1	20.1	23.6	26.6	28.6	31.1	34.6	38.6	42.1	46.1	23
-	9.1	11.1	13.1	15.6	17.6	20.1	24.1	27.6	30.6	32.6	35.1	38.6	42.6	46.1	50.1	24
-	9.4	11.4	13.4	15.9	17.9	20.4	24.4	27.9	30.9	32.9	35.4	38.9	42.9	46.4	50.4	25
■ 0.00 0.83 0.85 0.87 0.89 0.91 0.92 0.95 0.96 0.98 0.99 1.00 1.01 1.03 1.04 1.06 ■																
-	9.7	11.7	13.7	16.2	18.2	20.7	24.7	28.2	31.2	33.2	35.7	39.2	43.2	46.7	50.7	26
8.5	10.0	12.0	14.0	16.5	18.5	21.0	25.0	28.5	31.5	33.5	36.0	39.5	43.5	47.0	51.0	27
8.8	10.3	12.3	14.3	16.8	18.8	21.3	25.3	28.8	31.8	33.8	36.3	39.8	43.8	47.3	51.3	28
9.1	10.6	12.6	14.6	17.1	19.1	21.6	25.6	29.1	32.1	34.1	36.6	40.1	44.1	47.6	51.6	29
9.4	10.9	12.9	14.9	17.4	19.4	21.9	25.9	29.4	32.4	34.4	36.9	40.4	44.4	47.9	51.9	30
■ 0.82 0.83 0.85 0.87 0.89 0.90 0.92 0.95 0.96 0.98 0.99 1.00 1.01 1.03 1.04 1.06 ■																
9.8	11.3	13.3	15.3	17.8	19.8	22.3	26.3	29.8	32.8	34.8	37.3	40.8	44.8	48.3	52.3	31
10.1	11.6	13.6	15.6	18.1	20.1	22.6	26.6	30.1	33.1	35.1	37.6	41.1	45.1	48.6	52.6	32
10.4	11.9	13.9	15.9	18.4	20.4	22.9	26.9	30.4	33.4	35.4	37.9	41.4	45.4	48.9	52.9	33
10.7	12.2	14.2	16.2	18.7	20.7	23.2	27.2	30.7	33.7	35.7	38.2	41.7	45.7	49.2	53.2	34
11.0	12.5	14.5	16.5	19.0	21.0	23.5	27.5	31.0	34.0	36.0	38.5	42.0	46.0	49.5	53.5	35
■ 0.82 0.83 0.85 0.87 0.89 0.90 0.92 0.95 0.96 0.98 0.99 1.00 1.01 1.03 1.04 1.06 ■																
11.3	12.8	14.8	16.8	19.3	21.3	23.8	27.8	31.3	34.3	36.3	38.8	42.3	46.3	49.8	53.8	36
11.6	13.1	15.1	17.1	19.6	21.6	24.1	28.1	31.6	34.6	36.6	39.1	42.6	46.6	50.1	54.1	37
12.0	13.5	15.5	17.5	20.0	22.0	24.5	28.5	32.0	35.0	37.0	39.5	43.0	47.0	50.5	54.5	38
12.3	13.8	15.8	17.8	20.3	22.3	24.8	28.8	32.3	35.3	37.3	39.8	43.3	47.3	50.8	54.8	39
12.6	14.1	16.1	18.1	20.6	22.6	25.1	29.1	32.6	35.6	37.6	40.1	43.6	47.6	51.1	55.1	40
■ 0.82 0.83 0.85 0.87 0.89 0.90 0.92 0.95 0.96 0.98 0.99 1.00 1.01 1.03 1.04 1.06 ■																
12.9	14.4	16.4	18.4	20.9	22.9	25.4	29.4	32.9	35.9	37.9	40.4	43.9	47.9	51.4	55.4	41
-	-	10.6	12.6	15.1	17.1	19.6	23.6	27.1	30.1	32.1	34.6	38.1	42.1	45.6	49.6	42
-	9.2	11.2	13.2	15.7	17.7	20.2	24.2	27.7	30.7	32.7	35.2	38.7	42.7	46.2	50.2	43
-	9.5	11.5	13.5	16.0	18.0	20.5	24.5	28.0	31.0	33.0	35.5	39.0	43.0	46.5	50.5	44
8.3	9.8	11.8	13.8	16.3	18.3	20.8	24.8	28.3	31.3	33.3	35.8	39.3	43.3	46.8	50.8	45
■ 0.82 0.83 0.85 0.87 0.89 0.90 0.92 0.94 0.96 0.98 0.99 1.00 1.01 1.03 1.04 1.05 ■																
8.7	10.2	12.2	14.2	16.7	18.7	21.2	25.2	28.7	31.7	33.7	36.2	39.7	43.7	47.2	51.2	46
9.0	10.5	12.5	14.5	17.0	19.0	21.5	25.5	29.0	32.0	34.0	36.5	40.0	44.0	47.5	51.5	47
9.3	10.8	12.8	14.8	17.3	19.3	21.8	25.8	29.3	32.3	34.3	36.8	40.3	44.3	47.8	51.8	48
9.6	11.1	13.1	15.1	17.6	19.6	22.1	26.1	29.6	32.6	34.6	37.1	40.6	44.6	48.1	52.1	49
9.9	11.4	13.4	15.4	17.9	19.9	22.4	26.4	29.9	32.9	34.9	37.4	40.9	44.9	48.4	52.4	50
■ 0.82 0.83 0.85 0.87 0.89 0.90 0.92 0.94 0.96 0.98 0.99 1.00 1.01 1.03 1.04 1.05 ■																

▲ Not all available belt lengths are shown.

■ Combined Arc-Length correction factors for 5 preceding lines.

BP & BX Belts In B Sheaves

Drive Selection Tables

LINE #	RATIO	STOCK SHEAVES			DRIVEN SPEEDS AND HORSEPOWER RATINGS PER BELT								
		Datum Diameter		Number Grooves	1160 RPM			1750 RPM			3500 RPM		
		DR	DN		Driven Speed	H.P. Ratings		Driven Speed	H.P. Ratings		Driven Speed	H.P. Ratings	
						BP	BX		BP	BX		BP	BX
51	1.07	8.00	8.60	1-8,10	1083	10.50	11.98	1634	13.88	16.42	-	-	-
52	1.07	5.00	5.40	1-6	1080	5.07	6.28	1630	6.71	8.66	3259	8.58	13.28
53	1.08	4.80	5.20	1-6	1077	4.69	5.89	1625	6.19	8.11	3251	7.90	12.47
54	1.08	7.40	8.00	1-8,10	1077	9.46	10.89	1625	12.57	14.98	-	-	-
55	1.08	4.60	5.00	1-6	1074	4.31	5.49	1621	5.67	7.56	3241	7.18	11.63
56	1.08	4.40	4.80	1-6	1071	3.93	5.10	1616	5.14	7.01	3231	6.44	10.77
57	1.08	6.80	7.40	1-8,10	1071	8.41	9.78	1616	11.20	13.49	-	-	-
58	1.09	4.20	4.60	1-6	1067	3.55	4.70	1610	4.61	6.44	3221	5.66	9.89
59	1.09	6.40	7.00	1-8,10	1066	7.70	9.03	1608	10.27	12.47	3217	12.65	18.42
60	1.09	8.60	9.40	1-8,10	1065	11.55	13.10	1607	15.19	17.88	-	-	-
61	1.09	4.00	4.40	1-6	1064	3.16	4.30	1605	4.07	5.88	3209	4.86	8.99
62	1.09	6.20	6.80	1-8,10	1064	7.34	8.65	1604	9.79	11.95	3209	12.20	17.79
63	1.09	6.00	6.60	1-8,10	1061	6.98	8.27	1600	9.30	11.43	3201	11.71	17.14
64	1.09	3.80	4.20	1-6	1059	2.77	3.90	1598	3.52	5.31	3197	4.04	8.06
65	1.10	5.80	6.40	1-8,10	1058	6.61	7.89	1596	8.81	10.91	3192	11.19	16.46
66	1.10	3.60	4.00	1-6	1055	2.38	3.50	1591	2.98	4.74	3183	3.19	7.12
67	1.10	5.60	6.20	1-8,10	1055	6.24	7.50	1591	8.32	10.38	3182	10.63	15.75
68	1.10	5.40	6.00	1-8,10	1051	5.88	7.12	1586	7.82	9.84	3173	10.05	15.02
69	1.10	3.40	3.80	1-6	1050	1.99	3.09	1584	2.42	4.16	3168	2.31	6.16
70	1.11	5.20	5.80	1-6	1048	5.50	6.73	1581	7.31	9.31	3162	9.42	14.26
71	1.11	5.00	5.60	1-6	1044	5.13	6.34	1575	6.80	8.76	3151	8.77	13.48
72	1.11	6.60	7.40	1-8,10	1041	8.10	9.45	1571	10.81	13.05	3142	13.21	19.16
73	1.12	4.80	5.40	1-6	1040	4.76	5.95	1569	6.29	8.22	3139	8.09	12.67
74	1.12	4.60	5.20	1-6	1036	4.38	5.56	1563	5.77	7.67	3126	7.38	11.84
75	1.12	6.20	7.00	1-8,10	1035	7.39	8.70	1561	9.86	12.03	3122	12.34	17.94
76	1.12	4.40	5.00	1-6	1031	4.00	5.17	1556	5.24	7.11	3112	6.63	10.98
77	1.12	6.00	6.80	1-8,10	1031	7.02	8.32	1556	9.38	11.51	3112	11.86	17.29
78	1.13	5.80	6.60	1-8,10	1028	6.66	7.94	1550	8.89	10.98	3101	11.34	16.61
79	1.13	4.20	4.80	1-6	1026	3.61	4.77	1549	4.71	6.55	3097	5.87	10.10
80	1.13	5.60	6.40	1-8,10	1024	6.29	7.56	1545	8.39	10.46	3089	10.78	15.91
81	1.13	7.00	8.00	1-8,10	1022	8.85	10.24	1542	11.79	14.12	-	-	-
82	1.14	4.00	4.60	1-6	1021	3.23	4.37	1541	4.17	5.99	3081	5.07	9.21
83	1.14	5.40	6.20	1-8,10	1020	5.93	7.17	1538	7.90	9.92	3077	10.20	15.18
84	1.14	3.80	4.40	1-6	1015	2.84	3.97	1532	3.63	5.42	3064	4.25	8.29
85	1.14	5.20	6.00	1-6	1015	5.56	6.79	1532	7.39	9.39	3063	9.58	14.42
86	1.15	6.40	7.40	1-8,10	1012	7.79	9.12	1526	10.40	12.61	3052	12.92	18.69
87	1.15	5.00	5.80	1-6	1011	5.18	6.40	1525	6.88	8.84	3049	8.93	13.64
88	1.15	3.60	4.20	1-6	1009	2.46	3.57	1522	3.08	4.85	3045	3.40	7.35
89	1.15	4.80	5.60	1-6	1006	4.81	6.01	1517	6.37	8.30	3034	8.25	12.83
90	1.15	7.40	8.60	1-8,10	1006	9.58	11.01	1517	12.74	15.16	-	-	-
91	1.16	6.00	7.00	1-8,10	1004	7.07	8.36	1514	9.44	11.57	3028	11.98	17.42
92	1.16	3.40	4.00	1-6	1002	2.06	3.17	1512	2.53	4.28	3024	2.53	6.39
93	1.16	4.60	5.40	1-6	1000	4.43	5.62	1509	5.85	7.75	3018	7.54	12.00
94	1.16	5.80	6.80	1-8,10	999	6.70	7.98	1507	8.95	11.05	3015	11.46	16.75
95	1.16	9.40	11.00	1-8,10	997	12.98	14.63	1505	16.93	19.86	-	-	-
96	1.17	4.40	5.20	1-6	995	4.05	5.22	1501	5.32	7.19	3001	6.80	11.15
97	1.17	5.60	6.60	1-8,10	995	6.34	7.60	1500	8.46	10.52	3001	10.91	16.04
98	1.17	6.80	8.00	1-8,10	995	8.53	9.90	1500	11.39	13.68	-	-	-
99	1.17	8.00	9.40	1-8,10	995	10.64	12.13	1500	14.09	16.65	-	-	-
100	1.17	5.40	6.40	1-8,10	990	5.97	7.22	1493	7.96	9.99	2986	10.33	15.31

Shaded area diameters are below industry standard for belt.

BP & BX Belts In B Sheaves

Drive Selection Tables

CENTER DISTANCE AND COMBINED ARC-LENGTH CORRECTION FACTOR ▲															LINE #	
B35	B38	B42	B46	B51	B55	B60	B68	B75	B80	B85	B90	B96	B105	B112	B120	
-	-	-	10.9	13.4	15.4	17.9	21.9	25.4	28.4	30.4	32.9	36.4	40.4	43.9	47.9	51
10.2	11.7	13.7	15.7	18.2	20.2	22.7	26.7	30.2	33.2	35.2	37.7	41.2	45.2	48.7	52.7	52
10.5	12.0	14.0	16.0	18.5	20.5	23.0	27.0	30.5	33.5	35.5	38.0	41.5	45.5	49.0	53.0	53
-	-	9.8	11.8	14.3	16.3	18.8	22.8	26.3	29.3	31.3	33.8	37.3	41.3	44.8	48.8	54
10.9	12.4	14.4	16.4	18.9	20.9	23.4	27.4	30.9	33.9	35.9	38.4	41.9	45.9	49.4	53.4	55
■ 0.82	0.83	0.85	0.87	0.89	0.90	0.92	0.94	0.96	0.98	0.99	1.00	1.01	1.03	1.04	1.05	■
11.2	12.7	14.7	16.7	19.2	21.2	23.7	27.7	31.2	34.2	36.2	38.7	42.2	46.2	49.7	53.7	56
-	-	10.7	12.7	15.2	17.2	19.7	23.7	27.2	30.2	32.2	34.7	38.2	42.2	45.7	49.7	57
11.5	13.0	15.0	17.0	19.5	21.5	24.0	28.0	31.5	34.5	36.5	39.0	42.5	46.5	50.0	54.0	58
-	9.4	11.4	13.4	15.9	17.9	20.4	24.4	27.9	30.9	32.9	35.4	38.9	42.9	46.4	50.4	59
-	-	-	-	12.3	14.3	16.8	20.8	24.3	27.3	29.3	31.8	35.3	39.3	42.8	46.8	60
■ 0.82	0.83	0.85	0.87	0.89	0.90	0.92	0.94	0.96	0.98	0.99	1.00	1.01	1.03	1.04	1.05	■
11.8	13.3	15.3	17.3	19.8	21.8	24.3	28.3	31.8	34.8	36.8	39.3	42.8	46.8	50.3	54.3	61
-	9.7	11.7	13.7	16.2	18.2	20.7	24.7	28.2	31.2	33.2	35.7	39.2	43.2	46.7	50.7	62
8.5	10.0	12.0	14.0	16.5	18.5	21.0	25.0	28.5	31.5	33.5	36.0	39.5	43.5	47.0	51.0	63
12.1	13.6	15.6	17.6	20.1	22.1	24.6	28.6	32.1	35.1	37.1	39.6	43.1	47.1	50.6	54.6	64
8.8	10.3	12.3	14.3	16.8	18.8	21.3	25.3	28.8	31.8	33.8	36.3	39.8	43.8	47.3	51.3	65
■ 0.82	0.83	0.85	0.87	0.89	0.90	0.92	0.94	0.96	0.98	0.99	1.00	1.01	1.03	1.04	1.05	■
12.4	13.9	15.9	17.9	20.4	22.4	24.9	28.9	32.4	35.4	37.4	39.9	43.4	47.4	50.9	54.9	66
9.1	10.6	12.6	14.6	17.1	19.1	21.6	25.6	29.1	32.1	34.1	36.6	40.1	44.1	47.6	51.6	67
9.4	10.9	12.9	14.9	17.4	19.4	21.9	25.9	29.4	32.4	34.4	36.9	40.4	44.4	47.9	51.9	68
12.7	14.2	16.2	18.2	20.7	22.7	25.2	29.2	32.7	35.7	37.7	40.2	43.7	47.7	51.2	55.2	69
9.8	11.3	13.3	15.3	17.8	19.8	22.3	26.3	29.8	32.8	34.8	37.3	40.8	44.8	48.3	52.3	70
■ 0.82	0.83	0.85	0.87	0.89	0.90	0.92	0.94	0.96	0.98	0.99	1.00	1.01	1.03	1.04	1.05	■
10.1	11.6	13.6	15.6	18.1	20.1	22.6	26.6	30.1	33.1	35.1	37.6	41.1	45.1	48.6	52.6	71
-	8.9	10.9	12.9	15.4	17.4	19.9	23.9	27.4	30.4	32.4	34.9	38.4	42.4	45.9	49.9	72
10.4	11.9	13.9	15.9	18.4	20.4	22.9	26.9	30.4	33.4	35.4	37.9	41.4	45.4	48.9	52.9	73
10.7	12.2	14.2	16.2	18.7	20.7	23.2	27.2	30.7	33.7	35.7	38.2	41.7	45.7	49.2	53.2	74
-	9.5	11.5	13.5	16.0	18.0	20.5	24.5	28.0	31.0	33.0	35.5	39.0	43.0	46.5	50.5	75
■ 0.81	0.83	0.85	0.87	0.89	0.90	0.92	0.94	0.96	0.98	0.99	1.00	1.01	1.03	1.04	1.05	■
11.0	12.5	14.5	16.5	19.0	21.0	23.5	27.5	31.0	34.0	36.0	38.5	42.0	46.0	49.5	53.5	76
8.3	9.8	11.8	13.8	16.3	18.3	20.8	24.8	28.3	31.3	33.3	35.8	39.3	43.3	46.8	50.8	77
8.7	10.2	12.2	14.2	16.7	18.7	21.2	25.2	28.7	31.7	33.7	36.2	39.7	43.7	47.2	51.2	78
11.3	12.8	14.8	16.8	19.3	21.3	23.8	27.8	31.3	34.3	36.3	38.8	42.3	46.3	49.8	53.8	79
9.0	10.5	12.5	14.5	17.0	19.0	21.5	25.5	29.0	32.0	34.0	36.5	40.0	44.0	47.5	51.5	80
■ 0.81	0.83	0.85	0.87	0.89	0.90	0.92	0.94	0.96	0.98	0.99	1.00	1.01	1.03	1.04	1.05	■
-	-	10.1	12.1	14.6	16.6	19.1	23.1	26.6	29.6	31.6	34.1	37.6	41.6	45.1	49.1	81
11.6	13.1	15.1	17.1	19.6	21.6	24.1	28.1	31.6	34.6	36.6	39.1	42.6	46.6	50.1	54.1	82
9.3	10.8	12.8	14.8	17.3	19.3	21.8	25.8	29.3	32.3	34.3	36.8	40.3	44.3	47.8	51.8	83
12.0	13.5	15.5	17.5	20.0	22.0	24.5	28.5	32.0	35.0	37.0	39.5	43.0	47.0	50.5	54.5	84
9.6	11.1	13.1	15.1	17.6	19.6	22.1	26.1	29.6	32.6	34.6	37.1	40.6	44.6	48.1	52.1	85
■ 0.81	0.83	0.85	0.87	0.89	0.90	0.92	0.94	0.96	0.98	0.99	1.00	1.01	1.03	1.04	1.05	■
-	9.0	11.1	13.1	15.6	17.6	20.1	24.1	27.6	30.6	32.6	35.1	38.6	42.6	46.1	50.1	86
9.9	11.4	13.4	15.4	17.9	19.9	22.4	26.4	29.9	32.9	34.9	37.4	40.9	44.9	48.4	52.4	87
12.3	13.8	15.8	17.8	20.3	22.3	24.8	28.8	32.3	35.3	37.3	39.8	43.3	47.3	50.8	54.8	88
10.2	11.7	13.7	15.7	18.2	20.2	22.7	26.7	30.2	33.2	35.2	37.7	41.2	45.2	48.7	52.7	89
-	-	-	11.3	13.8	15.8	18.3	22.3	25.8	28.8	30.8	33.3	36.8	40.8	44.3	48.3	90
■ 0.81	0.83	0.85	0.86	0.89	0.90	0.92	0.94	0.96	0.98	0.99	1.00	1.01	1.03	1.04	1.05	■
-	9.7	11.7	13.7	16.2	18.2	20.7	24.7	28.2	31.2	33.2	35.7	39.2	43.2	46.7	50.7	91
12.6	14.1	16.1	18.1	20.6	22.6	25.1	29.1	32.6	35.6	37.6	40.1	43.6	47.6	51.1	55.1	92
10.5	12.0	14.0	16.0	18.5	20.5	23.0	27.0	30.5	33.5	35.5	38.0	41.5	45.5	49.0	53.0	93
8.5	10.0	12.0	14.0	16.5	18.5	21.0	25.0	28.5	31.5	33.5	36.0	39.5	43.5	47.0	51.0	94
-	-	-	-	-	12.4	14.9	18.9	22.4	25.4	27.4	29.9	33.4	37.4	40.9	44.9	95
■ 0.81	0.83	0.85	0.87	0.89	0.90	0.92	0.94	0.96	0.98	0.98	1.00	1.01	1.03	1.04	1.05	■
10.9	12.4	14.4	16.4	18.9	20.9	23.4	27.4	30.9	33.9	35.9	38.4	41.9	45.9	49.4	53.4	96
8.8	10.3	12.3	14.3	16.8	18.8	21.3	25.3	28.8	31.8	33.8	36.3	39.8	43.8	47.3	51.3	97
-	-	10.3	12.3	14.8	16.8	19.3	23.3	26.8	29.8	31.8	34.3	37.8	41.8	45.3	49.3	98
-	-	-	-	12.7	14.7	17.2	21.2	24.7	27.7	29.7	32.2	35.7	39.7	43.2	47.2	99
9.1	10.6	12.6	14.6	17.1	19.1	21.6	25.6	29.1	32.1	34.1	36.6	40.1	44.1	47.6	51.6	100

▲ Not all available belt lengths are shown.

■ Combined Arc-Length correction factors for 5 preceding lines.

BP & BX Belts In B Sheaves

Drive Selection Tables

LINE #	RATIO	STOCK SHEAVES			DRIVEN SPEEDS AND HORSEPOWER RATINGS PER BELT								
		Datum Diameter		Number Grooves	1160 RPM			1750 RPM			3500 RPM		
		DR	DN		Driven Speed	H.P. Ratings		Driven Speed	H.P. Ratings		Driven Speed	H.P. Ratings	
						BP	BX		BP	BX		BP	BX
101	1.17	4.20	5.00	1-6	989	3.67	4.83	1491	4.79	6.64	2983	6.03	10.27
102	1.18	5.20	6.20	1-6	985	5.60	6.83	1485	7.46	9.45	2971	9.71	14.56
103	1.18	4.00	4.80	1-6	982	3.29	4.43	1481	4.25	6.07	2963	5.24	9.38
104	1.18	6.20	7.40	1-8,10	982	7.46	8.78	1481	9.97	12.15	2962	12.57	18.18
105	1.18	5.00	6.00	1-6	979	5.23	6.44	1477	6.95	8.91	2954	9.06	13.77
106	1.19	3.80	4.60	1-6	975	2.90	4.03	1471	3.71	5.51	2941	4.42	8.46
107	1.19	4.80	5.80	1-6	973	4.85	6.05	1468	6.43	8.37	2937	8.38	12.97
108	1.19	5.80	7.00	1-8,10	972	6.74	8.02	1467	9.01	11.11	2933	11.57	16.86
109	1.20	3.60	4.40	1-6	967	2.51	3.63	1459	3.17	4.94	2918	3.57	7.52
110	1.20	4.60	5.60	1-6	967	4.47	5.66	1459	5.91	7.82	2918	7.67	12.14
111	1.20	5.60	6.80	1-8,10	967	6.37	7.64	1459	8.51	10.58	2918	11.02	16.15
112	1.20	6.60	8.00	1-8,10	967	8.21	9.56	1459	10.97	13.22	2918	13.53	19.49
113	1.21	5.40	6.60	1-8,10	962	6.00	7.25	1451	8.01	10.05	2901	10.43	15.42
114	1.21	4.40	5.40	1-6	960	4.10	5.27	1449	5.39	7.26	2898	6.93	11.29
115	1.21	3.40	4.20	1-6	959	2.12	3.23	1447	2.62	4.36	2893	2.70	6.56
116	1.21	5.20	6.40	1-6	956	5.63	6.87	1442	7.51	9.51	2884	9.82	14.67
117	1.22	7.00	8.60	1-8,10	954	8.94	10.33	1439	11.93	14.26	-	-	-
118	1.22	4.20	5.20	1-6	953	3.71	4.87	1438	4.86	6.70	2876	6.16	10.41
119	1.22	6.00	7.40	1-8,10	952	7.13	8.43	1436	9.54	11.68	2873	12.18	17.63
120	1.22	5.00	6.20	1-6	950	5.26	6.48	1432	7.00	8.97	2865	9.17	13.89
121	1.23	4.00	5.00	1-6	946	3.33	4.47	1427	4.32	6.14	2853	5.37	9.51
122	1.23	4.80	6.00	1-6	943	4.89	6.09	1423	6.49	8.42	2845	8.49	13.08
123	1.23	5.60	7.00	1-8,10	941	6.40	7.67	1419	8.56	10.62	2839	11.11	16.25
124	1.23	6.40	8.00	1-8,10	939	7.88	9.21	1417	10.54	12.75	2834	13.20	18.98
125	1.24	3.80	4.80	1-6	937	2.94	4.08	1414	3.78	5.58	2829	4.55	8.59
126	1.24	4.60	5.80	1-6	936	4.51	5.70	1412	5.97	7.87	2824	7.78	12.25
127	1.24	5.40	6.80	1-8,10	935	6.04	7.28	1410	8.06	10.09	2821	10.53	15.52
128	1.25	3.60	4.60	1-6	929	2.56	3.67	1401	3.24	5.01	2802	3.71	7.66
129	1.25	4.40	5.60	1-6	929	4.13	5.30	1401	5.44	7.32	2802	7.04	11.40
130	1.25	5.20	6.60	1-6	928	5.67	6.90	1401	7.56	9.55	2801	9.91	14.76
131	1.25	6.80	8.60	1-8,10	928	8.61	9.98	1401	11.51	13.80	-	-	-
132	1.26	7.40	9.40	1-8,10	924	9.68	11.11	1393	12.90	15.31	-	-	-
133	1.26	5.80	7.40	1-8,10	922	6.79	8.08	1392	9.09	11.19	2783	11.75	17.03
134	1.26	5.00	6.40	1-6	922	5.29	6.51	1390	7.05	9.01	2781	9.26	13.98
135	1.26	4.20	5.40	1-6	921	3.75	4.91	1389	4.91	6.76	2777	6.27	10.52
136	1.26	3.40	4.40	1-6	919	2.17	3.27	1386	2.69	4.43	2773	2.84	6.70
137	1.27	8.60	11.00	1-8,10	916	11.75	13.31	1382	15.49	18.20	-	-	-
138	1.27	4.80	6.20	1-6	914	4.92	6.12	1380	6.53	8.47	2759	8.58	13.17
139	1.27	4.00	5.20	1-6	912	3.37	4.51	1376	4.38	6.20	2752	5.48	9.62
140	1.27	6.20	8.00	1-8,10	912	7.54	8.86	1376	10.10	12.27	2751	12.82	18.43
141	1.28	5.40	7.00	1-8,10	910	6.06	7.31	1372	8.10	10.13	2745	10.61	15.59
142	1.28	4.60	6.00	1-6	907	4.54	5.73	1368	6.01	7.92	2736	7.87	12.34
143	1.28	3.80	5.00	1-6	903	2.98	4.11	1362	3.84	5.63	2724	4.66	8.70
144	1.29	5.20	6.80	1-6	903	5.69	6.92	1362	7.60	9.59	2724	9.99	14.84
145	1.29	6.60	8.60	1-8,10	903	8.28	9.63	1362	11.07	13.32	2723	13.74	19.70
146	1.29	4.40	5.80	1-6	899	4.16	5.33	1356	5.49	7.36	2711	7.13	11.49
147	1.30	5.00	6.60	1-6	895	5.32	6.54	1351	7.09	9.05	2701	9.34	14.05
148	1.30	3.60	4.80	1-6	893	2.59	3.71	1347	3.29	5.06	2694	3.81	7.76
149	1.30	5.60	7.40	1-8,10	893	6.45	7.72	1347	8.63	10.70	2694	11.26	16.39
150	1.30	4.20	5.60	1-6	890	3.78	4.94	1343	4.96	6.80	2685	6.36	10.61

Shaded area diameters are below industry standard for belt.

BP & BX Belts In B Sheaves

Drive Selection Tables

CENTER DISTANCE AND COMBINED ARC-LENGTH CORRECTION FACTOR ▲																LINE
B35	B38	B42	B46	B51	B55	B60	B68	B75	B80	B85	B90	B96	B105	B112	B120	#
11.2	12.7	14.7	16.7	19.2	21.2	23.7	27.7	31.2	34.2	36.2	38.7	42.2	46.2	49.7	53.7	101
9.4	10.9	12.9	14.9	17.4	19.4	21.9	25.9	29.4	32.4	34.4	36.9	40.4	44.4	47.9	51.9	102
11.5	13.0	15.0	17.0	19.5	21.5	24.0	28.0	31.5	34.5	36.5	39.0	42.5	46.5	50.0	54.0	103
-	9.2	11.2	13.2	15.7	17.7	20.2	24.2	27.7	30.7	32.7	35.2	38.7	42.7	46.2	50.2	104
9.7	11.2	13.3	15.3	17.8	19.8	22.3	26.3	29.8	32.8	34.8	37.3	40.8	44.8	48.3	52.3	105
■ 0.81	0.83	0.85	0.86	0.89	0.90	0.92	0.94	0.96	0.98	0.99	1.00	1.01	1.03	1.04	1.05	■
11.8	13.3	15.3	17.3	19.8	21.8	24.3	28.3	31.8	34.8	36.8	39.3	42.8	46.8	50.3	54.3	106
10.1	11.6	13.6	15.6	18.1	20.1	22.6	26.6	30.1	33.1	35.1	37.6	41.1	45.1	48.6	52.6	107
8.3	9.8	11.8	13.8	16.3	18.3	20.8	24.8	28.3	31.3	33.3	35.8	39.3	43.3	46.8	50.8	108
12.1	13.6	15.6	17.6	20.1	22.1	24.6	28.6	32.1	35.1	37.1	39.6	43.1	47.1	50.6	54.6	109
10.4	11.9	13.9	15.9	18.4	20.4	22.9	26.9	30.4	33.4	35.4	37.9	41.4	45.4	48.9	52.9	110
■ 0.81	0.83	0.85	0.87	0.89	0.90	0.92	0.94	0.96	0.98	0.99	1.00	1.01	1.03	1.04	1.05	■
8.6	10.1	12.1	14.1	16.7	18.7	21.2	25.2	28.7	31.7	33.7	36.2	39.7	43.7	47.2	51.2	111
-	-	10.4	12.4	14.9	16.9	19.4	23.4	26.9	29.9	31.9	34.4	37.9	41.9	45.4	49.4	112
9.0	10.5	12.5	14.5	17.0	19.0	21.5	25.5	29.0	32.0	34.0	36.5	40.0	44.0	47.5	51.5	113
10.7	12.2	14.2	16.2	18.7	20.7	23.2	27.2	30.7	33.7	35.7	38.2	41.7	45.7	49.2	53.2	114
12.4	13.9	15.9	17.9	20.4	22.4	24.9	28.9	32.4	35.4	37.4	39.9	43.4	47.4	50.9	54.9	115
■ 0.81	0.83	0.84	0.86	0.88	0.90	0.92	0.94	0.96	0.98	0.98	1.00	1.01	1.03	1.04	1.05	■
9.3	10.8	12.8	14.8	17.3	19.3	21.8	25.8	29.3	32.3	34.3	36.8	40.3	44.3	47.8	51.8	116
-	-	9.6	11.6	14.1	16.1	18.6	22.6	26.1	29.1	31.1	33.6	37.1	41.1	44.6	48.6	117
11.0	12.5	14.5	16.5	19.0	21.0	23.5	27.5	31.0	34.0	36.0	38.5	42.0	46.0	49.5	53.5	118
-	9.3	11.4	13.4	15.9	17.9	20.4	24.4	27.9	30.9	32.9	35.4	38.9	42.9	46.4	50.4	119
9.6	11.1	13.1	15.1	17.6	19.6	22.1	26.1	29.6	32.6	34.6	37.1	40.6	44.6	48.1	52.1	120
■ 0.81	0.82	0.84	0.86	0.88	0.90	0.92	0.94	0.96	0.97	0.98	1.00	1.01	1.03	1.04	1.05	■
11.3	12.8	14.8	16.8	19.3	21.3	23.8	27.8	31.3	34.3	36.3	38.8	42.3	46.3	49.8	53.8	121
9.9	11.4	13.4	15.4	17.9	19.9	22.4	26.4	29.9	32.9	34.9	37.4	40.9	44.9	48.4	52.4	122
8.5	10.0	12.0	14.0	16.5	18.5	21.0	25.0	28.5	31.5	33.5	36.0	39.5	43.5	47.0	51.0	123
-	-	10.6	12.6	15.1	17.1	19.6	23.6	27.1	30.1	32.1	34.6	38.1	42.1	45.6	49.6	124
11.6	13.1	15.1	17.1	19.6	21.6	24.1	28.1	31.6	34.6	36.6	39.1	42.6	46.6	50.1	54.1	125
■ 0.81	0.83	0.84	0.86	0.88	0.90	0.92	0.94	0.96	0.98	0.98	1.00	1.01	1.03	1.04	1.05	■
10.2	11.7	13.7	15.7	18.2	20.2	22.7	26.7	30.2	33.2	35.2	37.7	41.2	45.2	48.7	52.7	126
8.8	10.3	12.3	14.3	16.8	18.8	21.3	25.3	28.8	31.8	33.8	36.3	39.8	43.8	47.3	51.3	127
11.9	13.5	15.5	17.5	20.0	22.0	24.5	28.5	32.0	35.0	37.0	39.5	43.0	47.0	50.5	54.5	128
10.5	12.0	14.0	16.0	18.5	20.5	23.0	27.0	30.5	33.5	35.5	38.0	41.5	45.5	49.0	53.0	129
9.1	10.6	12.6	14.6	17.1	19.1	21.6	25.6	29.1	32.1	34.1	36.6	40.1	44.1	47.6	51.6	130
■ 0.81	0.82	0.84	0.86	0.88	0.90	0.91	0.94	0.96	0.97	0.98	0.99	1.01	1.02	1.04	1.05	■
-	-	9.8	11.8	14.3	16.3	18.8	22.8	26.3	29.3	31.3	33.8	37.3	41.3	44.8	48.8	131
-	-	-	10.7	13.2	15.2	17.7	21.7	25.2	28.2	30.2	32.7	36.2	40.2	43.7	47.7	132
-	9.5	11.5	13.5	16.0	18.0	20.5	24.5	28.0	31.0	33.0	35.5	39.0	43.0	46.5	50.5	133
9.4	10.9	12.9	14.9	17.4	19.4	21.9	25.9	29.4	32.4	34.4	36.9	40.4	44.4	47.9	51.9	134
10.8	12.3	14.3	16.3	18.9	20.9	23.4	27.4	30.9	33.9	35.9	38.4	41.9	45.9	49.4	53.4	135
■ 0.81	0.82	0.84	0.86	0.88	0.90	0.91	0.94	0.96	0.97	0.98	0.99	1.01	1.02	1.04	1.05	■
12.3	13.8	15.8	17.8	20.3	22.3	24.8	28.8	32.3	35.3	37.3	39.8	43.3	47.3	50.8	54.8	136
-	-	-	-	-	13.0	15.5	19.5	23.0	26.0	28.0	30.5	34.0	38.0	41.5	45.5	137
9.7	11.2	13.2	15.2	17.7	19.7	22.2	26.2	29.7	32.7	34.7	37.2	40.7	44.7	48.2	52.2	138
11.2	12.7	14.7	16.7	19.2	21.2	23.7	27.7	31.2	34.2	36.2	38.7	42.2	46.2	49.7	53.7	139
-	-	10.7	12.7	15.2	17.2	19.7	23.7	27.2	30.2	32.2	34.7	38.2	42.2	45.7	49.7	140
■ 0.81	0.83	0.84	0.86	0.88	0.89	0.91	0.94	0.96	0.97	0.98	0.99	1.01	1.02	1.04	1.05	■
8.6	10.1	12.1	14.1	16.6	18.6	21.1	25.1	28.6	31.6	33.6	36.1	39.6	43.6	47.1	51.1	141
10.1	11.6	13.6	15.6	18.1	20.1	22.6	26.6	30.1	33.1	35.1	37.6	41.1	45.1	48.6	52.6	142
11.5	13.0	15.0	17.0	19.5	21.5	24.0	28.0	31.5	34.5	36.5	39.0	42.5	46.5	50.0	54.0	143
8.9	10.4	12.4	14.4	16.9	18.9	21.4	25.4	28.9	31.9	33.9	36.4	40.0	44.0	47.5	51.5	144
-	-	9.9	11.9	14.4	16.4	18.9	22.9	26.4	29.4	31.4	33.9	37.4	41.4	45.0	49.0	145
■ 0.80	0.82	0.84	0.86	0.88	0.90	0.91	0.94	0.96	0.97	0.98	0.99	1.01	1.03	1.04	1.05	■
10.4	11.9	13.9	15.9	18.4	20.4	22.9	26.9	30.4	33.4	35.4	37.9	41.4	45.4	48.9	52.9	146
9.3	10.8	12.8	14.8	17.3	19.3	21.8	25.8	29.3	32.3	34.3	36.8	40.3	44.3	47.8	51.8	147
11.8	13.3	15.3	17.3	19.8	21.8	24.3	28.3	31.8	34.8	36.8	39.3	42.8	46.8	50.3	54.3	148
-	9.6	11.7	13.7	16.2	18.2	20.7	24.7	28.2	31.2	33.2	35.7	39.2	43.2	46.7	50.7	149
10.7	12.2	14.2	16.2	18.7	20.7	23.2	27.2	30.7	33.7	35.7	38.2	41.7	45.7	49.2	53.2	150
■ 0.81	0.82	0.84	0.86	0.88	0.90	0.91	0.94	0.96	0.97	0.98	1.00	1.01	1.03	1.04	1.05	■

▲ Not all available belt lengths are shown.

■ Combined Arc-Length correction factors for 5 preceding lines.

BP & BX Belts In B Sheaves

Drive Selection Tables

LINE #	RATIO	STOCK SHEAVES			DRIVEN SPEEDS AND HORSEPOWER RATINGS PER BELT								
		Datum Diameter		Number Grooves	1160 RPM			1750 RPM			3500 RPM		
		DR	DN		Driven Speed	H.P. Ratings		Driven Speed	H.P. Ratings		Driven Speed	H.P. Ratings	
						BP	BX		BP	BX		BP	BX
151	1.31	9.40	12.40	1-8,10	888	13.10	14.75	1340	17.12	20.04	-	-	-
152	1.31	4.80	6.40	1-6	888	4.94	6.14	1339	6.57	8.51	2678	8.66	13.25
153	1.31	6.00	8.00	1-8,10	884	7.20	8.50	1334	9.64	11.78	2668	12.39	17.84
154	1.31	3.40	4.60	1-6	882	2.20	3.31	1331	2.74	4.48	2662	2.94	6.80
155	1.32	4.00	5.40	1-6	881	3.40	4.54	1329	4.42	6.24	2657	5.57	9.71
156	1.32	4.60	6.20	1-6	879	4.57	5.75	1327	6.05	7.95	2653	7.95	12.41
157	1.32	5.20	7.00	1-6	878	5.71	6.95	1325	7.63	9.63	2650	10.06	14.90
158	1.32	6.40	8.60	1-8,10	877	7.94	9.27	1323	10.63	12.84	2646	13.38	19.16
159	1.32	7.00	9.40	1-8,10	876	9.02	10.41	1322	12.05	14.38	-	-	-
160	1.33	3.80	5.20	1-6	871	3.01	4.14	1314	3.88	5.67	2627	4.75	8.79
161	1.33	4.40	6.00	1-6	871	4.19	5.36	1313	5.52	7.40	2627	7.21	11.56
162	1.33	5.00	6.80	1-6	871	5.34	6.56	1313	7.12	9.08	2627	9.40	14.12
163	1.34	5.40	7.40	1-8,10	863	6.10	7.35	1302	8.16	10.19	2604	10.73	15.72
164	1.35	4.80	6.60	1-6	862	4.97	6.17	1301	6.60	8.54	2602	8.72	13.31
165	1.35	4.20	5.80	1-6	861	3.80	4.96	1299	4.99	6.84	2599	6.44	10.68
166	1.35	3.60	5.00	1-6	860	2.62	3.74	1297	3.33	5.10	2595	3.90	7.84
167	1.35	5.80	8.00	1-8,10	857	6.86	8.14	1292	9.18	11.28	2585	11.93	17.21
168	1.36	8.00	11.00	1-8,10	855	10.79	12.28	1290	14.31	16.87	-	-	-
169	1.36	4.60	6.40	1-6	854	4.59	5.77	1288	6.08	7.99	2575	8.01	12.48
170	1.36	6.80	9.40	1-8,10	853	8.68	10.05	1286	11.61	13.90	-	-	-
171	1.36	4.00	5.60	1-6	851	3.42	4.56	1284	4.46	6.28	2569	5.64	9.78
172	1.36	6.20	8.60	1-8,10	851	7.60	8.91	1284	10.18	12.35	2568	12.98	18.58
173	1.37	3.40	4.80	1-6	848	2.23	3.33	1280	2.78	4.52	2560	3.02	6.88
174	1.37	5.00	7.00	1-6	847	5.36	6.57	1278	7.15	9.11	2556	9.46	14.17
175	1.37	4.40	6.20	1-6	844	4.21	5.38	1274	5.56	7.43	2547	7.27	11.62
176	1.38	3.80	5.40	1-6	841	3.03	4.16	1268	3.92	5.71	2537	4.82	8.86
177	1.38	4.80	6.80	1-6	838	4.98	6.18	1265	6.63	8.56	2530	8.78	13.36
178	1.39	4.20	6.00	1-6	834	3.82	4.98	1259	5.02	6.87	2518	6.50	10.74
179	1.39	5.20	7.40	1-6	833	5.75	6.98	1257	7.68	9.68	2514	10.16	15.01
180	1.40	3.60	5.20	1-6	829	2.64	3.76	1251	3.37	5.13	2502	3.97	7.91
181	1.40	4.60	6.60	1-6	829	4.61	5.79	1251	6.11	8.01	2502	8.07	12.53
182	1.40	5.60	8.00	1-8,10	829	6.50	7.77	1251	8.71	10.77	2502	11.42	16.54
183	1.40	6.60	9.40	1-8,10	829	8.34	9.69	1251	11.17	13.41	2501	13.92	19.88
184	1.41	6.00	8.60	1-8,10	825	7.25	8.54	1245	9.71	11.85	2490	12.53	17.97
185	1.41	4.00	5.80	1-6	824	3.44	4.58	1243	4.49	6.30	2486	5.70	9.84
186	1.42	4.40	6.40	1-6	819	4.23	5.40	1236	5.58	7.46	2473	7.32	11.67
187	1.42	3.40	5.00	1-6	817	2.25	3.35	1233	2.82	4.56	2465	3.09	6.95
188	1.42	8.60	12.40	1-8,10	816	11.83	13.39	1231	15.62	18.32	-	-	-
189	1.42	4.80	7.00	1-6	816	5.00	6.20	1231	6.66	8.59	2461	8.83	13.41
190	1.43	3.80	5.60	1-6	813	3.05	4.18	1226	3.94	5.73	2452	4.88	8.91
191	1.43	9.40	13.60	1-8,10	812	13.16	14.81	1225	17.21	20.13	-	-	-
192	1.43	4.20	6.20	1-6	809	3.84	5.00	1221	5.05	6.89	2441	6.55	10.79
193	1.44	4.60	6.80	1-6	806	4.62	5.80	1216	6.13	8.03	2432	8.11	12.57
194	1.44	6.40	9.40	1-8,10	805	7.99	9.32	1215	10.71	12.92	2430	13.54	19.31
195	1.44	5.00	7.40	1-6	804	5.39	6.60	1212	7.19	9.15	2425	9.55	14.26
196	1.45	5.40	8.00	1-8,10	802	6.15	7.39	1209	8.23	10.26	2418	10.87	15.84
197	1.45	3.60	5.40	1-6	801	2.66	3.78	1208	3.40	5.16	2416	4.03	7.96
198	1.45	5.80	8.60	1-8,10	800	6.90	8.17	1206	9.24	11.34	2413	12.05	17.32
199	1.45	4.00	6.00	1-6	798	3.46	4.60	1204	4.51	6.33	2408	5.75	9.88
200	1.46	4.40	6.60	1-6	796	4.24	5.41	1201	5.61	7.48	2402	7.37	11.71

Shaded area diameters are below industry standard for belt.

BP & BX Belts In B Sheaves

Drive Selection Tables

LINE #	RATIO	STOCK SHEAVES			DRIVEN SPEEDS AND HORSEPOWER RATINGS PER BELT								
		Datum Diameter		Number Grooves	1160 RPM			1750 RPM			3500 RPM		
		DR	DN		Driven Speed	H.P. Ratings		Driven Speed	H.P. Ratings		Driven Speed	H.P. Ratings	
						BP	BX		BP	BX		BP	BX
201	1.46	7.40	11.00	1-8,10	794	9.79	11.21	1198	13.05	15.47	-	-	-
202	1.47	3.40	5.20	1-6	788	2.27	3.37	1189	2.84	4.58	2378	3.15	7.00
203	1.47	3.80	5.80	1-6	787	3.07	4.20	1187	3.97	5.76	2373	4.93	8.96
204	1.48	4.20	6.40	1-6	785	3.86	5.01	1185	5.07	6.91	2370	6.60	10.83
205	1.48	4.60	7.00	1-6	784	4.63	5.82	1183	6.15	8.05	2367	8.15	12.61
206	1.48	6.20	9.40	1-8,10	782	7.64	8.95	1179	10.25	12.41	2359	13.12	18.72
207	1.50	3.60	5.60	1-6	774	2.68	3.79	1168	3.42	5.18	2336	4.07	8.01
208	1.50	4.00	6.20	1-6	774	3.47	4.61	1168	4.53	6.35	2336	5.79	9.92
209	1.50	4.40	6.80	1-6	774	4.25	5.42	1168	5.62	7.49	2335	7.41	11.75
210	1.50	4.80	7.40	1-6	774	5.02	6.22	1168	6.69	8.62	2335	8.90	13.48
211	1.50	5.20	8.00	1-6	774	5.79	7.01	1168	7.74	9.73	2335	10.28	15.11
212	1.50	5.60	8.60	1-8,10	774	6.54	7.80	1168	8.76	10.82	2335	11.52	16.64
213	1.52	4.20	6.60	1-6	763	3.87	5.02	1151	5.09	6.93	2302	6.63	10.86
214	1.52	3.80	6.00	1-6	762	3.08	4.21	1150	3.99	5.78	2299	4.97	8.99
215	1.52	8.00	12.40	1-8,10	762	10.85	12.33	1149	14.40	16.95	-	-	-
216	1.52	3.40	5.40	1-6	761	2.28	3.38	1148	2.87	4.60	2296	3.19	7.04
217	1.53	6.00	9.40	1-8,10	758	7.29	8.58	1144	9.78	11.90	2287	12.66	18.08
218	1.54	7.00	11.00	1-8,10	753	9.10	10.49	1137	12.17	14.50	-	-	-
219	1.54	4.40	7.00	1-6	753	4.26	5.43	1136	5.64	7.51	2272	7.44	11.78
220	1.54	4.00	6.40	1-6	751	3.48	4.62	1134	4.55	6.36	2267	5.83	9.96
221	1.55	3.60	5.80	1-6	749	2.69	3.80	1130	3.44	5.20	2261	4.11	8.04
222	1.55	5.40	8.60	1-8,10	748	6.18	7.42	1129	8.27	10.30	2257	10.96	15.93
223	1.55	5.00	8.00	1-6	746	5.42	6.63	1126	7.24	9.20	2252	9.65	14.35
224	1.55	8.60	13.60	1-8,10	746	11.87	13.43	1126	15.68	18.38	-	-	-
225	1.56	4.60	7.40	1-6	744	4.66	5.84	1123	6.19	8.08	2246	8.22	12.67
226	1.56	4.20	6.80	1-6	742	3.88	5.03	1119	5.11	6.95	2238	6.66	10.89
227	1.57	3.80	6.20	1-6	739	3.09	4.22	1115	4.01	5.79	2230	5.00	9.03
228	1.58	3.40	5.60	1-6	736	2.30	3.40	1110	2.88	4.62	2219	3.23	7.07
229	1.58	5.80	9.40	1-8,10	734	6.93	8.21	1108	9.30	11.39	2216	12.15	17.42
230	1.58	6.80	11.00	1-8,10	733	8.75	10.12	1106	11.72	14.00	-	-	-
231	1.59	4.00	6.60	1-6	730	3.49	4.63	1101	4.57	6.38	2202	5.86	9.98
232	1.60	3.60	6.00	1-6	726	2.70	3.81	1095	3.46	5.21	2190	4.14	8.07
233	1.61	5.20	8.60	1-6	722	5.81	7.04	1090	7.78	9.77	2180	10.35	15.18
234	1.61	4.20	7.00	1-6	722	3.89	5.04	1089	5.12	6.96	2178	6.69	10.92
235	1.61	9.40	15.40	1-8,10	720	13.21	14.86	1086	17.28	20.20	-	-	-
236	1.61	4.80	8.00	1-6	719	5.05	6.25	1084	6.73	8.66	2169	8.98	13.55
237	1.62	3.80	6.40	1-6	717	3.10	4.23	1082	4.02	5.80	2164	5.03	9.05
238	1.62	4.40	7.40	1-6	715	4.28	5.45	1078	5.67	7.53	2156	7.49	11.83
239	1.63	6.60	11.00	1-8,10	713	8.40	9.75	1075	11.26	13.50	2151	14.11	20.05
240	1.63	3.40	5.80	1-6	712	2.31	3.40	1074	2.90	4.63	2148	3.26	7.10
241	1.63	5.60	9.40	1-8,10	711	6.57	7.83	1072	8.81	10.86	2145	11.61	16.72
242	1.63	4.00	6.80	1-6	710	3.50	4.64	1071	4.58	6.39	2141	5.89	10.01
243	1.64	7.40	12.40	1-8,10	707	9.83	11.25	1067	13.12	15.53	-	-	-
244	1.65	3.60	6.20	1-6	704	2.71	3.82	1062	3.47	5.23	2124	4.17	8.10
245	1.66	3.80	6.60	1-6	697	3.11	4.23	1051	4.03	5.82	2103	5.05	9.07
246	1.67	5.00	8.60	1-6	697	5.44	6.65	1051	7.27	9.23	2102	9.71	14.41
247	1.67	8.00	13.60	1-8,10	696	10.88	12.36	1051	14.45	16.99	-	-	-
248	1.67	9.40	16.00	1-8,10	694	13.22	14.86	1046	17.30	20.21	-	-	-
249	1.68	6.40	11.00	1-8,10	692	8.05	9.37	1045	10.79	12.99	2089	13.71	19.47
250	1.68	4.60	8.00	1-6	691	4.68	5.86	1043	6.22	8.11	2086	8.28	12.73

Shaded area diameters are below industry standard for belt.

BP & BX Belts In B Sheaves

Drive Selection Tables

LINE #	RATIO	STOCK SHEAVES			DRIVEN SPEEDS AND HORSEPOWER RATINGS PER BELT								
		Datum Diameter		Number Grooves	1160 RPM			1750 RPM			3500 RPM		
		DR	DN		Driven Speed	H.P. Ratings		Driven Speed	H.P. Ratings		Driven Speed	H.P. Ratings	
						BP	BX		BP	BX		BP	BX
251	1.68	4.00	7.00	1-6	691	3.51	4.65	1042	4.59	6.40	2084	5.91	10.03
252	1.68	3.40	6.00	1-6	690	2.32	3.41	1041	2.91	4.64	2081	3.29	7.12
253	1.69	5.40	9.40	1-8,10	687	6.20	7.44	1037	8.31	10.33	2073	11.03	16.00
254	1.69	4.20	7.40	1-6	685	3.90	5.05	1033	5.14	6.98	2066	6.74	10.96
255	1.70	3.60	6.40	1-6	683	2.72	3.83	1031	3.48	5.24	2062	4.20	8.12
256	1.71	3.80	6.80	1-6	678	3.12	4.24	1022	4.04	5.82	2044	5.08	9.09
257	1.73	6.20	11.00	1-8,10	672	7.69	9.00	1014	10.32	12.48	2028	13.27	18.85
258	1.73	7.00	12.40	1-8,10	671	9.14	10.52	1012	12.22	14.54	-	-	-
259	1.73	4.80	8.60	1-6	671	5.07	6.26	1012	6.76	8.68	2024	9.04	13.60
260	1.73	3.40	6.20	1-6	669	2.32	3.42	1009	2.92	4.65	2018	3.31	7.14
261	1.75	3.60	6.60	1-6	664	2.73	3.83	1001	3.49	5.25	2003	4.22	8.14
262	1.75	4.40	8.00	1-6	664	4.30	5.46	1001	5.70	7.56	2002	7.55	11.88
263	1.75	5.20	9.40	1-6	664	5.83	7.06	1001	7.81	9.80	2002	10.42	15.24
264	1.75	8.60	15.40	1-8,10	661	11.91	13.46	997	15.73	18.42	-	-	-
265	1.76	3.80	7.00	1-6	659	3.12	4.25	995	4.05	5.83	1989	5.09	9.11
266	1.77	4.00	7.40	1-6	655	3.52	4.66	988	4.61	6.41	1977	5.95	10.06
267	1.78	6.80	12.40	1-8,10	653	8.78	10.15	985	11.77	14.04	-	-	-
268	1.78	6.00	11.00	1-8,10	652	7.33	8.62	983	9.84	11.96	1967	12.79	18.20
269	1.79	3.40	6.40	1-6	649	2.33	3.42	979	2.93	4.66	1959	3.33	7.16
270	1.79	7.40	13.60	1-8,10	647	9.85	11.27	976	13.15	15.55	-	-	-
271	1.80	3.60	6.80	1-6	645	2.73	3.84	974	3.50	5.25	1947	4.23	8.15
272	1.80	4.60	8.60	1-6	645	4.69	5.87	973	6.24	8.13	1947	8.33	12.77
273	1.81	5.00	9.40	1-6	640	5.46	6.67	965	7.30	9.25	1931	9.77	14.46
274	1.82	8.60	16.00	1-8,10	637	11.91	13.46	961	15.74	18.43	-	-	-
275	1.82	4.20	8.00	1-6	636	3.92	5.07	960	5.17	7.00	1919	6.78	11.00
276	1.83	6.60	12.40	1-8,10	635	8.43	9.77	958	11.30	13.54	1916	14.20	20.12
277	1.84	5.80	11.00	1-8,10	631	6.97	8.24	953	9.35	11.44	1905	12.27	17.52
278	1.84	3.40	6.60	1-6	631	2.33	3.43	951	2.94	4.67	1903	3.35	7.17
279	1.85	3.60	7.00	1-6	628	2.74	3.84	947	3.51	5.26	1895	4.25	8.16
280	1.85	3.80	7.40	1-6	626	3.13	4.25	944	4.07	5.85	1887	5.13	9.13
281	1.87	4.40	8.60	1-6	619	4.31	5.47	935	5.72	7.57	1869	7.59	11.91
282	1.88	8.00	15.40	1-8,10	617	10.90	12.38	931	14.49	17.03	-	-	-
283	1.88	6.40	12.40	1-8,10	617	8.07	9.40	931	10.83	13.03	1861	13.78	19.53
284	1.88	4.80	9.40	1-6	616	5.09	6.28	930	6.79	8.70	1859	9.09	13.64
285	1.89	7.00	13.60	1-8,10	614	9.15	10.53	926	12.25	14.57	-	-	-
286	1.89	3.40	6.80	1-6	613	2.34	3.43	925	2.95	4.67	1850	3.36	7.18
287	1.90	5.60	11.00	1-8,10	611	6.60	7.85	922	8.86	10.90	1844	11.71	16.81
288	1.91	4.00	8.00	1-6	608	3.53	4.67	918	4.63	6.43	1836	5.99	10.09
289	1.92	9.40	18.40	1-8,10	605	13.25	14.89	913	17.34	20.25	-	-	-
290	1.94	6.20	12.40	1-8,10	599	7.71	9.02	903	10.35	12.51	1806	13.33	18.90
291	1.94	6.80	13.60	1-8,10	597	8.80	10.16	901	11.79	14.06	-	-	-
292	1.94	3.40	7.00	1-6	597	2.34	3.44	900	2.96	4.68	1800	3.37	7.20
293	1.95	3.60	7.40	1-6	596	2.74	3.85	899	3.52	5.27	1798	4.27	8.19
294	1.95	8.00	16.00	1-8,10	595	10.91	12.39	897	14.49	17.03	-	-	-
295	1.95	4.20	8.60	1-6	594	3.93	5.08	896	5.18	7.01	1791	6.82	11.03
296	1.96	4.60	9.40	1-6	593	4.71	5.88	894	6.26	8.15	1788	8.37	12.80
297	1.96	5.40	11.00	1-8,10	591	6.23	7.47	891	8.36	10.37	1783	11.12	16.07
298	2.00	3.80	8.00	1-6	581	3.15	4.26	876	4.09	5.86	1753	5.16	9.16
299	2.00	6.00	12.40	1-8,10	581	7.35	8.64	876	9.87	11.98	1752	12.84	18.25
300	2.00	6.60	13.60	1-8,10	581	8.44	9.78	876	11.32	13.55	1752	14.24	20.16

Shaded area diameters are below industry standard for belt.

BP & BX Belts In B Sheaves

Drive Selection Tables

LINE #	RATIO	STOCK SHEAVES			DRIVEN SPEEDS AND HORSEPOWER RATINGS PER BELT								
		Datum Diameter		Number Grooves	1160 RPM			1750 RPM			3500 RPM		
		DR	DN		Driven Speed	H.P. Ratings		Driven Speed	H.P. Ratings		Driven Speed	H.P. Ratings	
						BP	BX		BP	BX		BP	BX
301	2.02	7.40	15.40	1-8,10	573	9.87	11.29	865	13.18	15.58	-	-	-
302	2.03	5.20	11.00	1-6	570	5.86	7.08	861	7.85	9.83	1721	10.49	15.30
303	2.04	4.40	9.40	1-6	569	4.33	5.48	858	5.73	7.59	1717	7.63	11.94
304	2.04	4.00	8.60	1-6	568	3.54	4.67	857	4.64	6.44	1714	6.01	10.12
305	2.05	3.40	7.40	1-6	566	2.35	3.44	854	2.97	4.69	1708	3.39	7.21
306	2.06	6.40	13.60	1-8,10	564	8.09	9.41	851	10.85	13.04	1702	13.82	19.56
307	2.06	5.80	12.40	1-8,10	562	6.98	8.25	849	9.38	11.46	1697	12.32	17.56
308	2.08	9.40	20.00	1-8,10	558	13.26	14.90	841	17.35	20.26	-	-	-
309	2.09	8.60	18.40	1-8,10	556	11.93	13.48	838	15.77	18.46	-	-	-
310	2.10	3.60	8.00	1-6	553	2.75	3.86	835	3.53	5.28	1669	4.30	8.21
311	2.10	7.40	16.00	1-8,10	552	9.87	11.29	833	13.19	15.58	-	-	-
312	2.11	5.00	11.00	1-6	550	5.48	6.69	830	7.33	9.28	1660	9.84	14.51
313	2.12	6.20	13.60	1-8,10	547	7.72	9.03	826	10.37	12.52	1652	13.36	18.93
314	2.13	4.20	9.40	1-6	545	3.94	5.08	823	5.20	7.02	1645	6.85	11.05
315	2.13	5.60	12.40	1-8,10	544	6.62	7.87	821	8.88	10.92	1643	11.75	16.84
316	2.13	7.00	15.40	1-8,10	544	9.17	10.54	820	12.27	14.58	-	-	-
317	2.14	3.80	8.60	1-6	542	3.15	4.27	818	4.10	5.87	1636	5.18	9.18
318	2.19	6.00	13.60	1-8,10	531	7.36	8.64	801	9.88	12.00	1602	12.87	18.27
319	2.19	4.80	11.00	1-6	530	5.10	6.29	799	6.81	8.73	1599	9.14	13.69
320	2.19	6.80	15.40	1-8,10	529	8.81	10.17	798	11.81	14.08	-	-	-
321	2.20	5.40	12.40	1-8,10	526	6.24	7.48	794	8.38	10.38	1588	11.16	16.10
322	2.21	3.40	8.00	1-6	526	2.36	3.45	793	2.98	4.70	1586	3.42	7.23
323	2.21	7.00	16.00	1-8,10	524	9.17	10.55	790	12.28	14.59	-	-	-
324	2.22	4.00	9.40	1-6	522	3.55	4.68	787	4.66	6.45	1574	6.04	10.14
325	2.24	8.00	18.40	1-8,10	519	10.92	12.40	783	14.52	17.05	-	-	-
326	2.25	3.60	8.60	1-6	516	2.76	3.86	779	3.54	5.29	1558	4.32	8.22
327	2.25	6.60	15.40	1-8,10	514	8.46	9.79	776	11.34	13.57	1552	14.28	20.19
328	2.26	5.80	13.60	1-8,10	514	6.99	8.26	776	9.39	11.47	1552	12.34	17.58
329	2.26	8.60	20.00	1-8,10	512	11.94	13.49	773	15.78	18.47	-	-	-
330	2.28	6.80	16.00	1-8,10	510	8.82	10.17	769	11.82	14.08	-	-	-
331	2.28	4.60	11.00	1-6	510	4.72	5.89	769	6.29	8.17	1537	8.42	12.84
332	2.28	5.20	12.40	1-6	508	5.87	7.09	767	7.87	9.84	1533	10.53	15.33
333	2.32	6.40	15.40	1-8,10	500	8.10	9.41	754	10.87	13.05	1508	13.85	19.59
334	2.33	3.80	9.40	1-6	498	3.16	4.28	751	4.11	5.88	1503	5.20	9.20
335	2.33	5.60	13.60	1-8,10	498	6.62	7.87	751	8.89	10.93	1502	11.78	16.86
336	2.34	6.60	16.00	1-8,10	496	8.46	9.80	748	11.35	13.57	1495	14.28	20.20
337	2.36	3.40	8.60	1-6	491	2.36	3.45	740	2.99	4.70	1481	3.43	7.24
338	2.37	5.00	12.40	1-6	490	5.49	6.69	739	7.35	9.29	1479	9.87	14.53
339	2.37	4.40	11.00	1-6	489	4.34	5.50	738	5.76	7.61	1476	7.67	11.97
340	2.39	6.20	15.40	1-8,10	485	7.73	9.03	732	10.38	12.53	1464	13.39	18.95
341	2.41	7.40	18.40	1-8,10	482	9.89	11.30	727	13.20	15.60	-	-	-
342	2.41	6.40	16.00	1-8,10	482	8.10	9.42	726	10.87	13.06	1453	13.86	19.59
343	2.41	5.40	13.60	1-8,10	481	6.25	7.48	726	8.39	10.39	1452	11.18	16.12
344	2.43	8.00	20.00	1-8,10	478	10.93	12.40	721	14.53	17.06	-	-	-
345	2.45	3.60	9.40	1-6	474	2.77	3.87	716	3.55	5.30	1431	4.34	8.24
346	2.46	4.80	12.40	1-6	472	5.11	6.30	712	6.83	8.74	1424	9.17	13.71
347	2.47	6.00	15.40	1-8,10	470	7.37	8.65	710	9.90	12.01	1419	12.90	18.29
348	2.47	4.20	11.00	1-6	469	3.95	5.09	707	5.22	7.04	1415	6.88	11.08
349	2.48	6.20	16.00	1-8,10	467	7.74	9.04	705	10.39	12.54	1410	13.40	18.96
350	2.50	5.20	13.60	1-6	465	5.88	7.09	701	7.87	9.85	1402	10.55	15.34

Shaded area diameters are below industry standard for belt.

BP & BX Belts In B Sheaves

Drive Selection Tables

LINE #	RATIO	STOCK SHEAVES			DRIVEN SPEEDS AND HORSEPOWER RATINGS PER BELT								
		Datum Diameter		Number Grooves	1160 RPM			1750 RPM			3500 RPM		
		DR	DN		Driven Speed	H.P. Ratings		Driven Speed	H.P. Ratings		Driven Speed	H.P. Ratings	
						BP	BX		BP	BX		BP	BX
351	2.54	7.00	18.40	1-8,10	457	9.18	10.55	690	12.29	14.60	-	-	-
352	2.55	5.80	15.40	1-8,10	456	7.00	8.27	688	9.40	11.48	1375	12.37	17.60
353	2.56	4.60	12.40	1-6	454	4.73	5.90	685	6.30	8.18	1369	8.44	12.86
354	2.56	6.00	16.00	1-8,10	453	7.37	8.65	684	9.90	12.01	1368	12.90	18.30
355	2.57	3.40	9.40	1-6	451	2.37	3.46	680	2.99	4.71	1360	3.45	7.26
356	2.59	4.00	11.00	1-6	449	3.56	4.69	677	4.67	6.47	1353	6.07	10.16
357	2.59	5.00	13.60	1-6	448	5.50	6.70	676	7.36	9.30	1352	9.88	14.55
358	2.59	9.40	25.00	2-8,10	448	13.27	14.91	676	17.38	20.28	-	-	-
359	2.61	6.80	18.40	1-8,10	445	8.83	10.18	671	11.83	14.09	-	-	-
360	2.61	7.40	20.00	1-8,10	444	9.89	11.30	670	13.21	15.60	-	-	-
361	2.63	5.60	15.40	1-8,10	441	6.63	7.88	665	8.90	10.94	1331	11.80	16.88
362	2.64	5.80	16.00	1-8,10	439	7.00	8.27	662	9.40	11.48	1325	12.37	17.60
363	2.66	4.40	12.40	1-6	436	4.35	5.50	657	5.77	7.61	1315	7.69	11.99
364	2.68	6.60	18.40	1-8,10	432	8.47	9.80	652	11.36	13.58	1305	14.31	20.21
365	2.69	4.80	13.60	1-6	432	5.12	6.30	651	6.83	8.74	1302	9.18	13.72
366	2.71	3.80	11.00	1-6	428	3.17	4.28	646	4.12	5.89	1292	5.23	9.22
367	2.72	5.40	15.40	1-8,10	426	6.26	7.49	643	8.40	10.40	1287	11.20	16.13
368	2.73	5.60	16.00	1-8,10	425	6.63	7.88	641	8.90	10.94	1282	11.80	16.88
369	2.75	7.00	20.00	1-8,10	421	9.18	10.56	636	12.30	14.60	-	-	-
370	2.76	6.40	18.40	1-8,10	420	8.11	9.42	634	10.88	13.07	1268	13.88	19.61
371	2.78	4.20	12.40	1-6	418	3.96	5.10	630	5.23	7.05	1260	6.90	11.09
372	2.80	4.60	13.60	1-6	415	4.74	5.90	626	6.31	8.18	1252	8.46	12.87
373	2.82	5.20	15.40	1-6	412	5.88	7.10	621	7.88	9.85	1242	10.56	15.36
374	2.82	8.60	25.00	2-8,10	411	11.95	13.49	621	15.80	18.48	-	-	-
375	2.82	5.40	16.00	1-8,10	411	6.26	7.49	620	8.40	10.40	1240	11.20	16.14
376	2.83	6.80	20.00	1-8,10	410	8.83	10.18	618	11.83	14.10	-	-	-
377	2.84	3.60	11.00	1-6	408	2.77	3.87	615	3.56	5.30	1231	4.36	8.25
378	2.84	6.20	18.40	1-8,10	408	7.74	9.04	615	10.40	12.54	1230	13.42	18.97
379	2.90	4.00	12.40	1-6	400	3.57	4.69	603	4.68	6.47	1205	6.09	10.17
380	2.91	6.60	20.00	1-8,10	399	8.47	9.80	601	11.36	13.59	1202	14.32	20.22
381	2.91	4.40	13.60	1-6	398	4.35	5.50	601	5.77	7.62	1202	7.70	12.00
382	2.92	5.00	15.40	1-6	397	5.50	6.70	599	7.37	9.30	1198	9.90	14.56
383	2.92	5.20	16.00	1-6	397	5.88	7.10	598	7.89	9.86	1197	10.57	15.36
384	2.93	6.00	18.40	1-8,10	395	7.38	8.66	597	9.91	12.02	1193	12.92	18.31
385	2.99	3.40	11.00	1-6	388	2.37	3.46	585	3.00	4.72	1169	3.47	7.27
386	3.00	6.40	20.00	1-8,10	387	8.11	9.42	584	10.89	13.07	1168	13.89	19.62
387	3.02	8.00	25.00	2-8,10	384	10.94	12.41	579	14.54	17.07	-	-	-
388	3.03	5.80	18.40	1-8,10	383	7.01	8.27	578	9.41	11.48	1156	12.39	17.62
389	3.03	5.00	16.00	1-6	383	5.50	6.70	577	7.37	9.30	1154	9.90	14.56
390	3.03	4.80	15.40	1-6	382	5.12	6.31	577	6.84	8.75	1154	9.20	13.73
391	3.04	4.20	13.60	1-6	382	3.96	5.10	576	5.23	7.05	1152	6.91	11.10
392	3.04	3.80	12.40	1-6	381	3.17	4.29	575	4.13	5.89	1151	5.24	9.23
393	3.09	6.20	20.00	1-8,10	376	7.75	9.04	567	10.40	12.55	1134	13.43	18.98
394	3.10	9.40	30.00	2-8,10	374	13.28	14.92	565	17.39	20.29	-	-	-
395	3.13	5.60	18.40	1-8,10	371	6.64	7.88	559	8.91	10.95	1119	11.82	16.89
396	3.15	4.80	16.00	1-6	368	5.12	6.31	556	6.84	8.75	1112	9.20	13.73
397	3.15	4.60	15.40	1-6	368	4.74	5.91	555	6.31	8.19	1110	8.47	12.88
398	3.18	4.00	13.60	1-6	365	3.57	4.70	551	4.68	6.47	1102	6.09	10.18
399	3.18	6.00	20.00	1-8,10	364	7.38	8.66	550	9.91	12.02	1100	12.93	18.31
400	3.19	3.60	12.40	1-6	363	2.78	3.88	548	3.57	5.31	1096	4.37	8.26

Shaded area diameters are below industry standard for belt.

BP & BX Belts In B Sheaves

Drive Selection Tables

LINE #	RATIO	STOCK SHEAVES			DRIVEN SPEEDS AND HORSEPOWER RATINGS PER BELT								
		Datum Diameter		Number Grooves	1160 RPM			1750 RPM			3500 RPM		
		DR	DN		Driven Speed	H.P. Ratings		Driven Speed	H.P. Ratings		Driven Speed	H.P. Ratings	
						BP	BX		BP	BX		BP	BX
401	3.24	5.40	18.40	1-8,10	358	6.26	7.49	541	8.40	10.41	1081	11.22	16.14
402	3.25	7.40	25.00	2-8,10	357	9.90	11.31	538	13.22	15.61	-	-	-
403	3.27	4.60	16.00	1-6	354	4.74	5.91	535	6.31	8.19	1069	8.47	12.88
404	3.29	4.40	15.40	1-6	353	4.35	5.51	533	5.78	7.62	1065	7.71	12.00
405	3.29	5.80	20.00	1-8,10	353	7.01	8.27	533	9.42	11.49	1065	12.40	17.62
406	3.33	3.80	13.60	1-6	349	3.18	4.29	526	4.13	5.90	1052	5.25	9.23
407	3.35	5.20	18.40	1-6	346	5.89	7.10	522	7.89	9.86	1044	10.58	15.37
408	3.36	3.40	12.40	1-6	345	2.38	3.46	521	3.01	4.72	1042	3.48	7.28
409	3.37	8.60	30.00	2-8,10	344	11.96	13.50	519	15.81	18.49	-	-	-
410	3.39	5.60	20.00	1-8,10	342	6.64	7.88	515	8.91	10.95	1031	11.83	16.90
411	3.41	4.40	16.00	1-6	340	4.35	5.51	513	5.78	7.62	1026	7.71	12.01
412	3.43	4.20	15.40	1-6	338	3.96	5.10	511	5.23	7.05	1021	6.92	11.11
413	3.43	7.00	25.00	2-8,10	338	9.19	10.56	510	12.31	14.61	-	-	-
414	3.48	5.00	18.40	1-6	334	5.51	6.71	504	7.37	9.31	1007	9.91	14.57
415	3.49	3.60	13.60	1-6	332	2.78	3.88	501	3.57	5.31	1002	4.38	8.27
416	3.51	5.40	20.00	1-8,10	330	6.27	7.49	498	8.41	10.41	997	11.22	16.15
417	3.52	6.80	25.00	2-8,10	329	8.84	10.19	497	11.84	14.10	-	-	-
418	3.56	4.20	16.00	1-6	326	3.97	5.10	492	5.24	7.05	984	6.92	11.11
419	3.58	4.00	15.40	1-6	324	3.57	4.70	488	4.69	6.48	977	6.10	10.18
420	3.61	4.80	18.40	1-6	321	5.13	6.31	485	6.85	8.75	970	9.21	13.74
421	3.62	8.00	30.00	2-8,10	321	10.94	12.41	484	14.55	17.08	-	-	-
422	3.62	6.60	25.00	2-8,10	320	8.48	9.81	483	11.37	13.59	966	14.33	20.23
423	3.64	5.20	20.00	1-6	319	5.89	7.10	481	7.89	9.86	962	10.58	15.37
424	3.68	3.40	13.60	1-6	316	2.38	3.46	476	3.01	4.72	952	3.48	7.28
425	3.72	4.00	16.00	1-6	312	3.57	4.70	471	4.69	6.48	941	6.10	10.19
426	3.73	6.40	25.00	2-8,10	311	8.11	9.43	469	10.89	13.07	938	13.91	19.63
427	3.75	4.60	18.40	1-6	309	4.74	5.91	466	6.32	8.19	933	8.48	12.89
428	3.75	3.80	15.40	1-6	309	3.18	4.29	466	4.14	5.90	932	5.26	9.24
429	3.77	5.00	20.00	1-6	308	5.51	6.71	464	7.37	9.31	928	9.92	14.57
430	3.84	6.20	25.00	2-8,10	302	7.75	9.05	455	10.41	12.55	911	13.44	18.99
431	3.89	7.40	30.00	2-8,10	298	9.90	11.31	450	13.23	15.62	-	-	-
432	3.90	3.80	16.00	1-6	298	3.18	4.29	449	4.14	5.90	898	5.26	9.24
433	3.91	4.40	18.40	1-6	297	4.36	5.51	448	5.78	7.63	895	7.72	12.01
434	3.91	9.40	38.00	2-8,10	296	13.29	14.92	447	17.40	20.29	-	-	-
435	3.92	4.80	20.00	1-6	296	5.13	6.31	447	6.85	8.75	894	9.22	13.74
436	3.94	3.60	15.40	1-6	294	2.78	3.88	444	3.58	5.31	888	4.39	8.27
437	3.96	6.00	25.00	2-8,10	293	7.38	8.66	442	9.92	12.02	883	12.94	18.32
438	4.07	4.60	20.00	1-6	285	4.74	5.91	430	6.32	8.19	860	8.48	12.89
439	4.08	4.20	18.40	1-6	284	3.97	5.10	429	5.24	7.06	858	6.93	11.11
440	4.09	3.60	16.00	1-6	284	2.78	3.88	428	3.58	5.31	856	4.39	8.27
441	4.09	5.80	25.00	2-8,10	284	7.01	8.28	428	9.42	11.49	856	12.41	17.63
442	4.10	7.00	30.00	2-8,10	283	9.19	10.56	427	12.31	14.62	-	-	-
443	4.15	3.40	15.40	1-6	280	2.38	3.47	422	3.01	4.72	844	3.49	7.28
444	4.22	6.80	30.00	2-8,10	275	8.84	10.19	415	11.85	14.11	-	-	-
445	4.23	5.60	25.00	2-8,10	274	6.64	7.89	414	8.92	10.95	828	11.84	16.91
446	4.24	4.40	20.00	1-6	274	4.36	5.51	413	5.78	7.63	825	7.72	12.01
447	4.26	8.60	38.00	2-8,10	272	11.96	13.50	411	15.81	18.49	-	-	-
448	4.26	4.00	18.40	1-6	272	3.58	4.70	411	4.69	6.48	821	6.11	10.19
449	4.30	3.40	16.00	1-6	269	2.38	3.47	407	3.01	4.73	813	3.49	7.29
450	4.34	6.60	30.00	2-8,10	267	8.48	9.81	404	11.38	13.59	807	14.34	20.24

Shaded area diameters are below industry standard for belt.

BP & BX Belts In B Sheaves

Drive Selection Tables

LINE #	RATIO	STOCK SHEAVES			DRIVEN SPEEDS AND HORSEPOWER RATINGS PER BELT								
		Datum Diameter		Number Grooves	1160 RPM			1750 RPM			3500 RPM		
		DR	DN		Driven Speed	H.P. Ratings		Driven Speed	H.P. Ratings		Driven Speed	H.P. Ratings	
						BP	BX		BP	BX		BP	BX
451	4.37	5.40	25.00	2-8,10	265	6.27	7.50	400	8.41	10.41	801	11.23	16.16
452	4.43	4.20	20.00	1-6	262	3.97	5.11	395	5.24	7.06	791	6.93	11.11
453	4.46	6.40	30.00	2-8,10	260	8.12	9.43	392	10.90	13.08	784	13.92	19.63
454	4.47	3.80	18.40	1-6	260	3.18	4.29	392	4.14	5.90	784	5.26	9.24
455	4.53	5.20	25.00	2-6	256	5.89	7.10	387	7.90	9.86	773	10.59	15.38
456	4.57	8.00	38.00	2-8,10	254	10.95	12.42	383	14.55	17.08	-	-	-
457	4.60	6.20	30.00	2-8,10	252	7.75	9.05	381	10.41	12.55	761	13.45	19.00
458	4.63	4.00	20.00	1-6	251	3.58	4.70	378	4.69	6.48	757	6.11	10.19
459	4.69	3.60	18.40	1-6	247	2.78	3.88	373	3.58	5.32	747	4.39	8.28
460	4.69	5.00	25.00	2-6	247	5.51	6.71	373	7.38	9.31	746	9.92	14.58
461	4.74	6.00	30.00	2-8,10	245	7.39	8.66	369	9.92	12.03	738	12.95	18.33
462	4.85	3.80	20.00	1-6	239	3.18	4.29	361	4.14	5.90	722	5.27	9.25
463	4.87	4.80	25.00	2-6	238	5.13	6.31	359	6.85	8.76	718	9.22	13.75
464	4.90	5.80	30.00	2-8,10	237	7.02	8.28	358	9.43	11.49	715	12.41	17.63
465	4.92	7.40	38.00	2-8,10	236	9.90	11.31	356	13.23	15.62	-	-	-
466	4.93	3.40	18.40	1-6	235	2.38	3.47	355	3.02	4.73	709	3.49	7.29
467	5.06	5.60	30.00	2-8,10	229	6.64	7.89	346	8.92	10.96	692	11.84	16.91
468	5.07	4.60	25.00	2-6	229	4.75	5.91	345	6.32	8.20	690	8.49	12.90
469	5.09	3.60	20.00	1-6	228	2.78	3.88	344	3.58	5.32	688	4.39	8.28
470	5.18	7.00	38.00	2-8,10	224	9.20	10.57	338	12.32	14.62	-	-	-
471	5.23	5.40	30.00	2-8,10	222	6.27	7.50	334	8.42	10.41	669	11.24	16.16
472	5.28	4.40	25.00	2-6	220	4.36	5.51	331	5.79	7.63	663	7.73	12.02
473	5.33	6.80	38.00	2-8,10	218	8.84	10.19	329	11.85	14.11	-	-	-
474	5.35	3.40	20.00	1-6	217	2.38	3.47	327	3.02	4.73	654	3.49	7.29
475	5.42	5.20	30.00	2-6	214	5.89	7.10	323	7.90	9.87	646	10.60	15.38
476	5.48	6.60	38.00	2-8,10	212	8.48	9.81	319	11.38	13.60	639	14.35	20.24
477	5.51	4.20	25.00	2-6	211	3.97	5.11	318	5.24	7.06	635	6.94	11.12
478	5.62	5.00	30.00	2-6	206	5.51	6.71	311	7.38	9.31	623	9.93	14.58
479	5.64	6.40	38.00	2-8,10	206	8.12	9.43	310	10.90	13.08	621	13.92	19.64
480	5.76	4.00	25.00	2-6	201	3.58	4.70	304	4.70	6.48	608	6.12	10.20
481	5.81	6.20	38.00	2-8,10	200	7.75	9.05	301	10.42	12.56	603	13.46	19.00
482	5.83	4.80	30.00	2-6	199	5.13	6.31	300	6.86	8.76	600	9.23	13.75
483	5.99	6.00	38.00	2-8,10	194	7.39	8.66	292	9.92	12.03	584	12.96	18.33
484	6.03	3.80	25.00	2-6	192	3.18	4.29	290	4.14	5.90	580	5.27	9.25
485	6.07	4.60	30.00	2-6	191	4.75	5.91	288	6.32	8.20	577	8.49	12.90
486	6.18	5.80	38.00	2-8,10	188	7.02	8.28	283	9.43	11.50	566	12.42	17.64
487	6.32	4.40	30.00	2-6	184	4.36	5.51	277	5.79	7.63	554	7.73	12.02
488	6.33	3.60	25.00	2-6	183	2.79	3.88	276	3.58	5.32	553	4.40	8.28
489	6.39	5.60	38.00	2-8,10	182	6.65	7.89	274	8.93	10.96	548	11.85	16.91
490	6.59	4.20	30.00	2-6	176	3.97	5.11	265	5.25	7.06	531	6.94	11.12
491	6.61	5.40	38.00	2-8,10	176	6.27	7.50	265	8.42	10.42	530	11.24	16.16
492	6.66	3.40	25.00	2-6	174	2.39	3.47	263	3.02	4.73	525	3.50	7.29
493	6.84	5.20	38.00	2-6	170	5.89	7.11	256	7.90	9.87	511	10.60	15.39
494	6.89	4.00	30.00	2-6	168	3.58	4.70	254	4.70	6.48	508	6.12	10.20
495	7.10	5.00	38.00	2-6	163	5.52	6.71	247	7.38	9.32	493	9.93	14.58
496	7.22	3.80	30.00	2-6	161	3.18	4.29	242	4.14	5.90	485	5.27	9.25
497	7.37	4.80	38.00	2-6	157	5.13	6.31	237	6.86	8.76	475	9.23	13.75
498	7.58	3.60	30.00	2-6	153	2.79	3.88	231	3.58	5.32	462	4.40	8.28
499	7.66	4.60	38.00	2-6	151	4.75	5.91	228	6.33	8.20	457	8.50	12.90
500	7.98	3.40	30.00	2-6	145	2.39	3.47	219	3.02	4.73	439	3.50	7.29

Shaded area diameters are below industry standard for belt.

BP & BX Belts In B Sheaves

Drive Selection Tables

LINE #	RATIO	STOCK SHEAVES			DRIVEN SPEEDS AND HORSEPOWER RATINGS PER BELT								
		Datum Diameter		Number Grooves	1160 RPM			1750 RPM			3500 RPM		
		DR	DN		Driven Speed	H.P. Ratings		Driven Speed	H.P. Ratings		Driven Speed	H.P. Ratings	
						BP	BX		BP	BX		BP	BX
501	7.98	4.40	38.00	2-6	145	4.36	5.51	219	5.79	7.63	439	7.74	12.02
502	8.33	4.20	38.00	2-6	139	3.97	5.11	210	5.25	7.06	420	6.94	11.12
503	8.70	4.00	38.00	2-6	133	3.58	4.70	201	4.70	6.49	402	6.12	10.20
504	9.12	3.80	38.00	2-6	127	3.19	4.29	192	4.15	5.90	384	5.28	9.25
505	9.57	3.60	38.00	2-6	121	2.79	3.88	183	3.59	5.32	366	4.40	8.28
506	10.07	3.40	38.00	2-6	115	2.39	3.47	174	3.02	4.73	347	3.50	7.30

Shaded area diameters are below industry standard for belt.

BP & BX Belts In B Sheaves

Drive Selection Tables

CENTER DISTANCE AND COMBINED ARC-LENGTH CORRECTION FACTOR ▲											LINE
B128	B144	B158	B173	B180	B195	B210	B240	B270	B300	B360	#
26.2	35.6	43.3	51.4	55.0	62.9	69.8	85.2	100.4	115.6	145.9	501
26.3	35.8	43.5	51.5	55.2	63.0	70.0	85.3	100.6	115.8	146.0	502
26.5	35.9	43.6	51.6	55.3	63.1	70.1	85.5	100.7	115.9	146.2	503
26.6	36.0	43.7	51.7	55.4	63.3	70.2	85.6	100.9	116.1	146.3	504
26.7	36.1	43.9	51.9	55.6	63.4	70.4	85.8	101.0	116.2	146.5	505
■ 0.79	0.91	0.97	1.01	1.03	1.06	1.08	1.12	1.15	1.18	1.23	■
26.8	36.3	44.0	52.0	55.7	63.5	70.5	85.9	101.2	116.3	146.6	506
■ 0.79	0.91	0.97	1.01	1.03	1.06	1.08	1.12	1.15	1.18	1.23	■

▲ Not all available belt lengths are shown.

■ Combined Arc-Length correction factors for 5 preceding lines.

CP & CX Belts In C Sheaves

Drive Selection Tables

LINE #	RATIO	STOCK SHEAVES			DRIVEN SPEEDS AND HORSEPOWER RATINGS PER BELT								
		Datum Diameter		Number Grooves	870 RPM			1160 RPM			1750 RPM		
		DR	DN		Driven Speed	H.P. Ratings		Driven Speed	H.P. Ratings		Driven Speed	H.P. Ratings	
						CP	CX		CP	CX		CP	CX
1	1.00	7.00	7.00	1-8	870	7.98	10.15	1160	9.69	12.68	1750	12.09	16.86
2	1.00	7.50	7.50	1-6	870	9.16	11.36	1160	11.17	14.20	1750	14.00	18.89
3	1.00	8.00	8.00	1-10	870	10.33	12.55	1160	12.62	15.70	1750	15.84	20.85
4	1.00	8.50	8.50	1-10	870	11.48	13.73	1160	14.05	17.18	1750	17.62	22.77
5	1.00	9.00	9.00	1-10,12	870	12.62	14.90	1160	15.45	18.64	1750	19.32	24.61
6	1.00	9.50	9.50	1-10,12	870	13.74	16.06	1160	16.82	20.07	1750	20.94	26.40
7	1.00	10.00	10.00	1-10,12	870	14.85	17.20	1160	18.17	21.48	1750	22.49	28.12
8	1.00	10.50	10.50	1-10,12	870	15.95	18.33	1160	19.49	22.87	1750	23.96	29.78
9	1.00	11.00	11.00	1-10,12	870	17.03	19.45	1160	20.78	24.23	1750	25.35	31.37
10	1.00	12.00	12.00	1-10,12	870	19.15	21.65	1160	23.27	26.88	1750	27.86	34.32
11	1.00	13.00	13.00	1-10,12	870	21.21	23.80	1160	25.64	29.43	1750	30.00	36.98
12	1.00	14.00	14.00	1-10,12	870	23.20	25.90	1160	27.88	31.87	-	-	-
13	1.00	16.00	16.00	1-10,12	870	27.00	29.92	1160	31.96	36.41	-	-	-
14	1.05	10.50	11.00	1-10,12	832	16.14	18.54	1109	19.74	23.14	1673	24.35	30.18
15	1.05	10.00	10.50	1-10,12	830	15.05	17.41	1107	18.44	21.76	1670	22.89	28.55
16	1.05	9.50	10.00	1-10,12	828	13.95	16.28	1104	17.10	20.36	1666	21.36	26.84
17	1.05	9.00	9.50	1-10,12	826	12.83	15.13	1101	15.74	18.94	1662	19.75	25.08
18	1.06	8.50	9.00	1-10	824	11.71	13.97	1098	14.36	17.50	1657	18.07	23.25
19	1.06	8.00	8.50	1-10	821	10.57	12.81	1095	12.94	16.04	1652	16.32	21.36
20	1.06	7.50	8.00	1-6	818	9.41	11.62	1091	11.51	14.55	1646	14.51	19.42
21	1.07	7.00	7.50	1-6	815	8.24	10.43	1087	10.05	13.05	1639	12.62	17.43
22	1.07	13.00	14.00	1-10,12	810	21.50	24.11	1079	26.03	29.83	1628	30.59	37.59
23	1.08	12.00	13.00	1-10,12	805	19.46	21.98	1073	23.68	27.31	1619	28.48	34.98
24	1.09	11.00	12.00	1-10,12	800	17.36	19.80	1066	21.22	24.69	1609	26.01	32.06
25	1.10	10.00	11.00	1-10,12	794	15.21	17.58	1058	18.65	21.98	1596	23.21	28.87
26	1.10	9.50	10.50	1-10,12	790	14.11	16.45	1054	17.32	20.59	1589	21.69	27.18
27	1.11	9.00	10.00	1-10,12	786	13.00	15.31	1048	15.96	19.17	1582	20.09	25.42
28	1.11	8.50	9.50	1-10	782	11.88	14.15	1043	14.58	17.74	1573	18.42	23.61
29	1.12	8.00	9.00	1-10	777	10.74	12.99	1037	13.18	16.28	1564	16.68	21.73
30	1.12	16.00	18.00	1-10,12	775	27.43	30.37	1034	32.53	37.00	-	-	-
31	1.13	7.50	8.50	1-6	772	9.59	11.81	1030	11.75	14.81	1553	14.88	19.80
32	1.14	7.00	8.00	1-8	766	8.43	10.63	1022	10.30	13.31	1542	13.01	17.82
33	1.14	10.50	12.00	1-10,12	765	16.41	18.82	1020	20.11	23.51	1538	24.89	30.75
34	1.14	14.00	16.00	1-10,12	764	23.67	26.38	1019	28.51	32.52	-	-	-
35	1.15	9.50	11.00	1-10,12	756	14.24	16.57	1007	17.49	20.76	1520	21.94	27.44
36	1.16	9.00	10.50	1-10,12	750	13.13	15.44	1000	16.13	19.35	1509	20.35	25.69
37	1.16	12.00	14.00	1-10,12	749	19.66	22.19	999	23.96	27.59	1507	28.90	35.40
38	1.17	8.50	10.00	1-10	745	12.01	14.29	993	14.76	17.92	1498	18.68	23.87
39	1.18	11.00	13.00	1-10,12	740	17.57	20.02	987	21.51	24.98	1489	26.44	32.50
40	1.18	8.00	9.50	1-10	738	10.88	13.12	984	13.36	16.46	1485	16.95	22.00
41	1.19	7.50	9.00	1-6	731	9.73	11.95	975	11.93	14.99	1471	15.15	20.08
42	1.19	10.00	12.00	1-10,12	730	15.43	17.80	973	18.94	22.28	1468	23.65	29.32
43	1.20	7.00	8.50	1-8	723	8.57	10.77	964	10.49	13.50	1455	13.28	18.10
44	1.21	9.00	11.00	1-10,12	717	13.23	15.53	956	16.27	19.48	1443	20.55	25.89
45	1.22	13.00	16.00	1-10,12	711	21.84	24.45	948	26.48	30.29	1430	31.27	38.29
46	1.22	8.50	10.50	1-10	710	12.11	14.38	947	14.89	18.05	1429	18.89	24.07
47	1.23	10.50	13.00	1-10,12	708	16.59	18.99	944	20.34	23.74	1424	25.24	31.10
48	1.24	8.00	10.00	1-10	703	10.98	13.22	937	13.49	16.59	1413	17.15	22.20
49	1.24	16.00	20.00	1-10,12	699	27.66	30.60	933	32.84	37.32	-	-	-
50	1.25	9.50	12.00	1-10,12	695	14.41	16.75	926	17.72	20.99	1397	22.29	27.79

CP & CX Belts In C Sheaves

Drive Selection Tables

LINE #	RATIO	STOCK SHEAVES			DRIVEN SPEEDS AND HORSEPOWER RATINGS PER BELT								
		Datum Diameter		Number Grooves	870 RPM			1160 RPM			1750 RPM		
		DR	DN		Driven Speed	H.P. Ratings		Driven Speed	H.P. Ratings		Driven Speed	H.P. Ratings	
						CP	CX		CP	CX		CP	CX
51	1.25	7.50	9.50	1-6	694	9.83	12.05	926	12.07	15.12	1396	15.35	20.28
52	1.26	11.00	14.00	1-10,12	689	17.72	20.16	918	21.69	25.17	1385	26.73	32.78
53	1.27	7.00	9.00	1-8	685	8.67	10.86	913	10.62	13.63	1378	13.48	18.29
54	1.28	14.00	18.00	1-10,12	681	23.91	26.62	908	28.82	32.83	-	-	-
55	1.28	8.50	11.00	1-10	679	12.19	14.46	906	14.99	18.15	1366	19.04	24.22
56	1.29	10.00	13.00	1-10,12	675	15.57	17.94	900	19.13	22.46	1358	23.93	29.60
57	1.30	8.00	10.50	1-10	670	11.05	13.30	894	13.59	16.69	1349	17.31	22.35
58	1.32	7.50	10.00	1-6	661	9.91	12.12	881	12.17	15.22	1329	15.50	20.42
59	1.32	9.00	12.00	1-10,12	660	13.37	15.67	879	16.45	19.66	1327	20.83	26.15
60	1.32	10.50	14.00	1-10,12	659	16.70	19.10	878	20.49	23.89	1325	25.47	31.32
61	1.32	12.00	16.00	1-10,12	658	19.90	22.42	877	24.28	27.90	1323	29.37	35.87
62	1.34	7.00	9.50	1-8	650	8.74	10.93	867	10.72	13.72	1308	13.63	18.44
63	1.35	9.50	13.00	1-10,12	643	14.52	16.86	857	17.87	21.13	1293	22.52	28.00
64	1.36	8.00	11.00	1-10	641	11.11	13.35	855	13.67	16.77	1289	17.42	22.46
65	1.37	13.00	18.00	1-10,12	634	22.01	24.61	845	26.71	30.51	1274	31.61	38.61
66	1.38	7.50	10.50	1-6	631	9.96	12.17	841	12.24	15.29	1268	15.62	20.53
67	1.38	10.00	14.00	1-10,12	628	15.66	18.02	838	19.25	22.57	1264	24.12	29.77
68	1.39	8.50	12.00	1-10	624	12.29	14.56	833	15.14	18.28	1256	19.26	24.43
69	1.41	7.00	10.00	1-8	619	8.80	10.99	825	10.79	13.79	1245	13.74	18.54
70	1.42	14.00	20.00	1-10,12	614	24.03	26.74	819	28.99	32.99	-	-	-
71	1.43	9.00	13.00	1-10,12	610	13.46	15.75	814	16.57	19.77	1228	21.00	26.32
72	1.44	11.00	16.00	1-10,12	605	17.88	20.31	806	21.91	25.37	1216	27.05	33.08
73	1.44	7.50	11.00	1-6	603	10.01	12.22	804	12.30	15.34	1213	15.71	20.61
74	1.45	9.50	14.00	1-10,12	598	14.60	16.92	798	17.97	21.22	1203	22.66	28.14
75	1.47	7.00	10.50	1-8	591	8.84	11.02	788	10.85	13.84	1188	13.83	18.62
76	1.48	8.00	12.00	1-10	589	11.19	13.43	786	13.78	16.87	1185	17.59	22.61
77	1.48	12.00	18.00	1-10,12	586	20.02	22.53	782	24.43	28.05	1179	29.61	36.09
78	1.49	16.00	24.00	1-10,12	585	27.88	30.80	780	33.13	37.59	-	-	-
79	1.50	10.50	16.00	1-10,12	578	16.83	19.22	771	20.67	24.05	1163	25.74	31.56
80	1.51	8.50	13.00	1-10	578	12.36	14.62	770	15.23	18.36	1162	19.39	24.55
81	1.52	13.00	20.00	1-10,12	571	22.10	24.70	762	26.83	30.62	1150	31.80	38.78
82	1.53	9.00	14.00	1-10,12	568	13.51	15.80	757	16.64	19.83	1142	21.12	26.42
83	1.54	7.00	11.00	1-8	565	8.87	11.05	753	10.89	13.88	1136	13.90	18.67
84	1.57	7.50	12.00	1-6	554	10.07	12.27	739	12.39	15.42	1115	15.83	20.72
85	1.58	10.00	16.00	1-10,12	552	15.77	18.12	736	19.39	22.70	1110	24.33	29.96
86	1.60	8.00	13.00	1-10	545	11.25	13.47	727	13.85	16.93	1097	17.69	22.71
87	1.61	11.00	18.00	1-10,12	539	17.96	20.38	719	22.01	25.46	1084	27.21	33.23
88	1.62	8.50	14.00	1-10	538	12.41	14.66	717	15.29	18.42	1082	19.48	24.63
89	1.65	12.00	20.00	1-10,12	529	20.08	22.59	705	24.52	28.13	1064	29.74	36.20
90	1.66	9.50	16.00	1-10,12	525	14.68	17.00	700	18.08	21.32	1056	22.83	28.29
91	1.67	16.00	27.00	2-9	521	27.95	30.87	694	33.22	37.67	-	-	-
92	1.68	7.00	12.00	1-8	519	8.92	11.09	692	10.95	13.93	1044	13.99	18.76
93	1.69	10.50	18.00	1-10,12	515	16.90	19.28	687	20.75	24.13	1037	25.87	31.68
94	1.69	14.00	24.00	1-10,12	513	24.15	26.84	685	29.15	33.13	-	-	-
95	1.70	7.50	13.00	1-6	513	10.11	12.31	684	12.44	15.46	1032	15.91	20.79
96	1.71	8.00	14.00	1-10	508	11.28	13.50	677	13.90	16.97	1021	17.76	22.77
97	1.74	9.00	16.00	1-10,12	499	13.58	15.86	665	16.73	19.91	1003	21.25	26.54
98	1.77	10.00	18.00	1-10,12	492	15.82	18.16	656	19.46	22.76	989	24.44	30.06
99	1.79	11.00	20.00	1-10,12	486	18.00	20.42	648	22.07	25.51	978	27.30	33.31
100	1.81	7.00	13.00	1-8	480	8.95	11.12	641	10.99	13.97	966	14.05	18.81

CP & CX Belts In C Sheaves

Drive Selection Tables

LINE #	RATIO	STOCK SHEAVES			DRIVEN SPEEDS AND HORSEPOWER RATINGS PER BELT								
		Datum Diameter		Number Grooves	870 RPM			1160 RPM			1750 RPM		
		DR	DN		Driven Speed	H.P. Ratings		Driven Speed	H.P. Ratings		Driven Speed	H.P. Ratings	
						CP	CX		CP	CX		CP	CX
101	1.82	13.00	24.00	1-10,12	478	22.18	24.77	637	26.94	30.72	961	31.97	38.93
102	1.82	7.50	14.00	1-6	477	10.14	12.33	636	12.47	15.49	960	15.96	20.84
103	1.84	8.50	16.00	1-10	472	12.46	14.71	630	15.36	18.48	950	19.59	24.72
104	1.85	16.00	30.00	2-10,12	469	27.98	30.90	626	33.27	37.71	-	-	-
105	1.86	9.50	18.00	1-10,12	468	14.73	17.03	624	18.14	21.37	942	22.92	28.36
106	1.87	10.50	20.00	1-10,12	465	16.93	19.31	620	20.80	24.17	935	25.94	31.74
107	1.90	14.00	27.00	2-9	457	24.19	26.88	610	29.20	33.17	-	-	-
108	1.95	7.00	14.00	1-8	447	8.97	11.14	596	11.02	13.99	899	14.09	18.84
109	1.95	8.00	16.00	1-10	446	11.32	13.54	594	13.95	17.01	896	17.85	22.84
110	1.96	9.00	18.00	1-10,12	444	13.61	15.89	593	16.78	19.95	894	21.32	26.60
111	1.96	10.00	20.00	1-10,12	444	15.85	18.19	591	19.50	22.79	892	24.50	30.11
112	1.97	12.00	24.00	1-10,12	442	20.15	22.64	590	24.60	28.19	889	29.87	36.31
113	2.04	13.00	27.00	2-9	425	22.21	24.80	567	26.98	30.75	856	32.03	38.98
114	2.06	9.50	20.00	1-10,12	422	14.75	17.05	563	18.17	21.40	849	22.97	28.40
115	2.07	8.50	18.00	1-10	421	12.49	14.73	561	15.40	18.51	846	19.65	24.77
116	2.08	7.50	16.00	1-6	419	10.17	12.35	559	12.52	15.53	843	16.03	20.89
117	2.11	14.00	30.00	2-10,12	412	24.22	26.90	549	29.24	33.20	-	-	-
118	2.14	11.00	24.00	1-10,12	406	18.05	20.45	542	22.13	25.56	818	27.39	33.38
119	2.17	9.00	20.00	1-10,12	401	13.64	15.91	535	16.81	19.97	806	21.37	26.63
120	2.19	8.00	18.00	1-10	397	11.34	13.56	530	13.98	17.04	799	17.89	22.87
121	2.21	12.00	27.00	2-9	394	20.17	22.66	525	24.63	28.22	792	29.91	36.34
122	2.22	7.00	16.00	1-8	393	9.00	11.16	523	11.05	14.02	790	14.14	18.88
123	2.22	16.00	36.00	3-10,12	392	28.02	30.93	523	33.33	37.75	-	-	-
124	2.24	10.50	24.00	1-10,12	389	16.97	19.34	518	20.85	24.21	782	26.02	31.80
125	2.27	13.00	30.00	2-10,12	383	22.23	24.81	511	27.01	30.77	771	32.07	39.01
126	2.29	8.50	20.00	1-10	380	12.50	14.74	506	15.42	18.52	763	19.68	24.79
127	2.33	7.50	18.00	1-6	374	10.19	12.37	498	12.54	15.55	751	16.07	20.92
128	2.35	10.00	24.00	1-10,12	371	15.88	18.21	494	19.54	22.83	746	24.56	30.16
129	2.40	11.00	27.00	2-9	362	18.06	20.47	483	22.16	25.58	728	27.42	33.40
130	2.43	8.00	20.00	1-10	358	11.36	13.57	478	14.00	17.05	721	17.92	22.89
131	2.45	12.00	30.00	2-10,12	355	20.18	22.67	473	24.65	28.23	714	29.94	36.36
132	2.46	9.50	24.00	1-10,12	353	14.78	17.07	471	18.20	21.42	710	23.03	28.44
133	2.49	7.00	18.00	1-8	350	9.01	11.17	467	11.07	14.03	704	14.17	18.90
134	2.51	10.50	27.00	2-9	346	16.99	19.35	461	20.87	24.22	696	26.05	31.82
135	2.53	14.00	36.00	3-10,12	344	24.24	26.91	459	29.27	33.22	-	-	-
136	2.58	7.50	20.00	1-6	337	10.20	12.38	449	12.56	15.56	678	16.09	20.94
137	2.60	9.00	24.00	1-10,12	335	13.66	15.92	447	16.84	20.00	674	21.41	26.66
138	2.63	10.00	27.00	2-9	330	15.89	18.22	440	19.56	22.84	664	24.59	30.17
139	2.67	11.00	30.00	2-10,12	326	18.07	20.47	435	22.17	25.59	656	27.44	33.42
140	2.71	16.00	44.00	3-10,12	321	28.05	30.95	428	33.36	37.77	-	-	-
141	2.72	13.00	36.00	3-10,12	320	22.25	24.82	427	27.03	30.79	644	32.10	39.03
142	2.74	8.50	24.00	1-10	317	12.52	14.76	423	15.44	18.54	638	19.72	24.82
143	2.76	7.00	20.00	1-8	316	9.02	11.17	421	11.09	14.04	635	14.19	18.92
144	2.77	9.50	27.00	2-9	314	14.79	17.08	419	18.22	21.43	632	23.05	28.46
145	2.79	10.50	30.00	2-10,12	312	16.99	19.36	416	20.88	24.23	627	26.06	31.84
146	2.90	8.00	24.00	1-10	300	11.37	13.58	399	14.02	17.07	602	17.95	22.92
147	2.91	9.00	27.00	2-9	298	13.67	15.93	398	16.85	20.00	600	21.43	26.68
148	2.92	10.00	30.00	2-10,12	298	15.90	18.23	397	19.57	22.85	599	24.60	30.19
149	2.94	12.00	36.00	3-10,12	296	20.20	22.68	395	24.67	28.25	596	29.97	36.39
150	3.07	9.50	30.00	2-10,12	283	14.79	17.09	378	18.23	21.44	570	23.06	28.47

CP & CX Belts In C Sheaves

Drive Selection Tables

LINE #	RATIO	STOCK SHEAVES			DRIVEN SPEEDS AND HORSEPOWER RATINGS PER BELT								
		Datum Diameter		Number Grooves	870 RPM			1160 RPM			1750 RPM		
		DR	DN		Driven Speed	H.P. Ratings		Driven Speed	H.P. Ratings		Driven Speed	H.P. Ratings	
						CP	CX		CP	CX		CP	CX
151	3.07	16.00	50.00	3-10,12	283	28.05	30.95	377	33.37	37.78	-	-	-
152	3.08	8.50	27.00	2-9	283	12.53	14.76	377	15.45	18.55	568	19.73	24.83
153	3.08	14.00	44.00	3-10,12	282	24.25	26.93	376	29.29	33.24	-	-	-
154	3.09	7.50	24.00	1-6	282	10.21	12.39	376	12.57	15.57	567	16.11	20.95
155	3.19	11.00	36.00	3-10,12	272	18.08	20.48	363	22.18	25.60	548	27.47	33.43
156	3.23	9.00	30.00	2-10,12	269	13.67	15.93	359	16.86	20.01	541	21.44	26.68
157	3.26	8.00	27.00	2-9	267	11.38	13.58	356	14.03	17.07	536	17.96	22.93
158	3.30	7.00	24.00	1-8	264	9.03	11.18	352	11.10	14.05	531	14.21	18.93
159	3.31	13.00	44.00	3-10,12	263	22.26	24.83	350	27.05	30.80	528	32.13	39.05
160	3.34	10.50	36.00	3-10,12	261	17.00	19.37	347	20.90	24.24	524	26.08	31.85
161	3.42	8.50	30.00	2-10	255	12.53	14.76	340	15.46	18.55	512	19.74	24.84
162	3.47	7.50	27.00	2-6	251	10.21	12.39	334	12.58	15.57	505	16.12	20.96
163	3.50	10.00	36.00	3-10,12	249	15.91	18.23	331	19.58	22.86	500	24.62	30.20
164	3.50	14.00	50.00	3-10,12	249	24.26	26.93	331	29.29	33.24	-	-	-
165	3.58	12.00	44.00	3-10,12	243	20.21	22.69	324	24.68	28.25	489	29.99	36.40
166	3.62	8.00	30.00	2-10	240	11.38	13.58	321	14.04	17.08	484	17.97	22.93
167	3.68	9.50	36.00	3-10,12	237	14.80	17.09	315	18.24	21.45	476	23.07	28.48
168	3.70	7.00	27.00	2-8	235	9.04	11.18	313	11.10	14.05	473	14.22	18.94
169	3.76	13.00	50.00	3-10,12	231	22.27	24.84	308	27.05	30.80	465	32.14	39.06
170	3.85	7.50	30.00	2-6	226	10.22	12.39	301	12.58	15.58	455	16.13	20.97
171	3.87	9.00	36.00	3-10,12	225	13.68	15.94	300	16.87	20.01	452	21.45	26.69
172	3.89	11.00	44.00	3-10,12	223	18.09	20.49	298	22.19	25.61	449	27.48	33.44
173	4.06	12.00	50.00	3-10,12	214	20.21	22.69	285	24.69	28.26	431	29.99	36.40
174	4.07	10.50	44.00	3-10,12	214	17.01	19.37	285	20.91	24.25	430	26.10	31.86
175	4.09	8.50	36.00	3-10	213	12.54	14.77	284	15.47	18.56	428	19.75	24.85
176	4.11	7.00	30.00	2-8	212	9.04	11.19	282	11.11	14.06	426	14.22	18.94
177	4.27	10.00	44.00	3-10,12	204	15.92	18.24	272	19.59	22.86	410	24.63	30.21
178	4.33	8.00	36.00	3-10	201	11.39	13.59	268	14.04	17.08	404	17.98	22.94
179	4.42	11.00	50.00	3-10,12	197	18.09	20.49	262	22.20	25.61	396	27.49	33.45
180	4.48	9.50	44.00	3-10,12	194	14.81	17.10	259	18.24	21.45	390	23.08	28.49
181	4.61	7.50	36.00	3-6	189	10.22	12.39	252	12.59	15.58	380	16.14	20.97
182	4.62	10.50	50.00	3-10,12	188	17.01	19.37	251	20.91	24.25	378	26.10	31.86
183	4.72	9.00	44.00	3-10,12	184	13.68	15.94	246	16.87	20.02	370	21.46	26.70
184	4.85	10.00	50.00	3-10,12	180	15.92	18.24	239	19.59	22.86	361	24.64	30.21
185	4.92	7.00	36.00	3-8	177	9.04	11.19	236	11.11	14.06	356	14.23	18.95
186	4.99	8.50	44.00	3-10	174	12.54	14.77	233	15.47	18.56	351	19.76	24.85
187	5.09	9.50	50.00	3-10,12	171	14.81	17.10	228	18.25	21.45	344	23.09	28.49
188	5.29	8.00	44.00	3-10	165	11.39	13.59	219	14.05	17.08	331	17.99	22.94
189	5.36	9.00	50.00	3-10,12	162	13.68	15.94	216	16.87	20.02	326	21.46	26.70
190	5.62	7.50	44.00	3-6	155	10.23	12.40	206	12.59	15.58	311	16.15	20.97
191	5.66	8.50	50.00	3-10	154	12.55	14.77	205	15.47	18.56	309	19.76	24.85
192	6.00	7.00	44.00	3-8	145	9.04	11.19	193	11.12	14.06	292	14.24	18.95
193	6.00	8.00	50.00	3-10	145	11.39	13.59	193	14.05	17.09	292	17.99	22.94
194	6.38	7.50	50.00	3-6	136	10.23	12.40	182	12.60	15.59	274	16.15	20.98
195	6.81	7.00	50.00	3-8	128	9.05	11.19	170	11.12	14.06	257	14.24	18.95

CP & CX Belts In C Sheaves

Drive Selection Tables

CENTER DISTANCE AND COMBINED ARC-LENGTH CORRECTION FACTOR ▲															LINE #		
C105	C112	C120	C128	C136	C144	C158	C162	C173	C180	C195	C201	C240	C270	C300	C360		
-	-	-	-	-	-	-	-	-	35.5	43.8	47.0	66.4	81.8	97.1	127.5	151	
24.3	28.0	32.2	36.4	40.5	44.6	51.7	53.8	59.3	62.9	70.5	73.5	92.1	107.2	122.2	152.3	152	
-	-	-	-	-	-	-	-	-	33.5	43.3	51.2	54.3	73.4	88.6	103.8	134.1	153
28.0	31.6	35.8	39.9	43.9	48.0	55.1	57.1	62.7	66.2	73.7	76.8	95.4	110.4	125.4	155.5	154	
-	-	-	-	29.9	34.3	41.7	43.8	49.5	53.1	60.8	63.8	82.6	97.7	112.8	143.0	155	
■	0.84	0.87	0.89	0.91	0.90	0.92	0.95	0.94	0.96	0.95	0.98	0.99	1.04	1.07	1.09	1.13	■
-	24.6	28.9	33.2	37.3	41.5	48.7	50.7	56.3	59.9	67.5	70.5	89.2	104.3	119.4	149.5	156	
24.6	28.4	32.6	36.7	40.9	45.0	52.1	54.1	59.7	63.2	70.8	73.8	92.5	107.5	122.6	152.7	157	
28.3	32.0	36.1	40.2	44.3	48.4	55.5	57.5	63.0	66.6	74.1	77.1	95.7	110.8	125.8	155.9	158	
-	-	-	-	-	-	31.9	34.2	40.2	43.9	51.9	55.0	74.1	89.3	104.5	134.8	159	
-	-	-	25.8	30.2	34.6	42.0	44.1	49.8	53.4	61.1	64.2	82.9	98.1	113.2	143.4	160	
■	0.84	0.85	0.88	0.88	0.90	0.92	0.93	0.94	0.96	0.97	1.00	1.00	1.05	1.07	1.10	1.14	■
-	24.9	29.2	33.5	37.7	41.8	49.0	51.1	56.7	60.3	67.9	70.9	89.6	104.7	119.7	149.8	161	
24.9	28.7	32.9	37.1	41.2	45.3	52.4	54.5	60.1	63.6	71.2	74.2	92.8	107.9	123.0	153.0	162	
-	-	-	26.1	30.6	34.9	42.3	44.4	50.1	53.7	61.4	64.5	83.3	98.5	113.6	143.7	163	
-	-	-	-	-	-	-	-	-	36.8	45.1	48.3	67.8	83.2	98.5	128.9	164	
-	-	-	-	-	-	32.5	34.8	40.8	44.6	52.5	55.7	74.8	90.0	105.3	135.5	165	
■	0.82	0.83	0.87	0.86	0.89	0.91	0.92	0.93	0.95	0.94	0.97	0.98	1.03	1.06	1.09	1.13	■
-	25.2	29.6	33.8	38.0	42.2	49.4	51.4	57.0	60.6	68.2	71.3	89.9	105.0	120.1	150.2	166	
25.3	29.0	33.2	37.4	41.5	45.7	52.8	54.8	60.4	64.0	71.5	74.6	93.2	108.3	123.3	153.4	167	
-	-	-	-	-	-	-	-	-	37.4	45.7	49.0	68.5	83.9	99.2	129.6	169	
21.6	25.5	29.9	34.1	38.3	42.5	49.7	51.8	57.4	61.0	68.6	71.6	90.3	105.4	120.5	150.6	170	
■	0.79	0.83	0.86	0.86	0.89	0.91	0.94	0.95	0.97	0.96	0.98	0.99	1.04	1.07	1.09	1.13	■
-	-	-	26.7	31.2	35.5	43.0	45.1	50.8	54.4	62.1	65.2	84.0	99.2	114.3	144.5	171	
-	-	-	-	-	-	33.1	35.4	41.5	45.2	53.2	56.3	75.4	90.8	106.0	136.3	172	
-	-	-	-	-	-	-	-	33.9	38.0	46.4	49.6	69.1	84.6	99.9	130.4	173	
-	-	-	-	-	-	33.5	35.7	41.8	45.6	53.5	56.7	75.8	91.1	106.3	136.6	174	
-	-	-	27.0	31.5	35.9	43.3	45.4	51.2	54.8	62.5	65.6	84.4	99.6	114.7	144.8	175	
■			0.80	0.84	0.88	0.88	0.89	0.90	0.92	0.96	0.97	1.02	1.05	1.08	1.12	■	
21.9	25.8	30.2	34.5	38.7	42.8	50.1	52.1	57.7	61.3	68.9	72.0	90.7	105.8	120.8	150.9	176	
-	-	-	27.3	31.8	36.2	43.6	45.8	51.5	55.1	62.8	65.9	84.7	99.9	115.0	145.2	178	
-	-	-	-	-	-	-	-	34.5	38.6	47.0	50.3	69.8	85.3	100.7	131.1	179	
-	-	-	-	-	-	34.1	36.3	42.4	46.2	54.2	57.3	76.5	91.8	107.0	137.3	180	
■	0.76	0.81	0.85	0.84	0.87	0.90	0.88	0.90	0.90	0.92	0.96	0.97	1.02	1.05	1.08	1.12	■
-	-	-	27.6	32.1	36.5	44.0	46.1	51.8	55.5	63.2	66.3	85.1	100.3	115.4	145.6	181	
-	-	-	-	-	-	34.4	36.6	42.7	46.5	54.5	57.7	76.8	92.2	107.4	137.7	183	
-	-	-	-	-	-	-	-	35.1	39.2	47.6	50.9	70.5	86.0	101.4	131.8	184	
-	-	-	27.9	32.4	36.8	44.3	46.4	52.2	55.8	63.5	66.6	85.4	100.6	115.8	146.0	185	
■			0.80	0.84	0.87	0.88	0.90	0.88	0.91	0.94	0.96	1.02	1.05	1.08	1.12	■	
-	-	-	-	-	-	34.7	37.0	43.1	46.9	54.8	58.0	77.2	92.5	107.8	138.1	186	
-	-	-	-	-	-	-	-	35.4	39.5	47.9	51.2	70.8	86.3	101.7	132.2	187	
-	-	-	-	-	-	35.0	37.3	43.4	47.2	55.2	58.3	77.5	92.9	108.1	138.4	188	
-	-	-	-	-	-	-	-	35.7	39.8	48.3	51.5	71.2	86.7	102.1	132.5	189	
-	-	-	-	-	-	35.3	37.6	43.7	47.5	55.5	58.7	77.9	93.2	108.5	138.8	190	
■						0.83	0.85	0.86	0.88	0.93	0.94	1.01	1.04	1.07	1.11	■	
-	-	-	-	-	-	-	-	36.0	40.1	48.6	51.9	71.5	87.0	102.4	132.9	191	
-	-	-	-	-	-	35.6	37.9	44.0	47.8	55.8	59.0	78.2	93.6	108.8	139.2	192	
-	-	-	-	-	-	-	-	36.3	40.4	48.9	52.2	71.8	87.4	102.8	133.2	193	
-	-	-	-	-	-	-	-	36.6	40.7	49.2	52.5	72.2	87.7	103.1	133.6	194	
-	-	-	-	-	-	-	-	36.9	41.1	49.5	52.8	72.5	88.1	103.4	134.0	195	
■						0.82	0.84	0.82	0.86	0.91	0.92	0.99	1.03	1.06	1.11	■	

▲ Not all available belt lengths are shown.

■ Combined Arc-Length correction factors for 5 preceding lines.

DP & DX Belts In D Sheaves

Drive Selection Tables

LINE #	RATIO	STOCK SHEAVES			DRIVEN SPEEDS AND HORSEPOWER RATINGS PER BELT								
		Datum Diameter		Number Grooves	870 RPM			1160 RPM			1750 RPM		
		DR	DN		Driven Speed	H.P. Ratings		Driven Speed	H.P. Ratings		Driven Speed	H.P. Ratings	
						DP	DX		DP	DX		DP	DX
1	1.00	12.00	12.00	3-6,8,10,12	870	24.56	24.56	1160	28.43	28.43	1750	28.78	28.78
2	1.00	13.00	13.00	3-6,8,10,12	870	28.39	28.39	1160	32.81	32.81	1750	32.60	32.60
3	1.00	13.50	13.50	3-6,8,10,12	870	30.26	30.26	1160	34.92	34.92	1750	34.23	34.23
4	1.00	14.00	14.00	3-6,8,10,12	870	32.10	32.10	1160	36.96	36.96	-	-	-
5	1.00	14.50	14.50	3-6,8,10,12	870	33.92	33.92	1160	38.93	38.93	-	-	-
6	1.00	15.00	15.00	3-6,8,10,12	870	35.70	35.70	1160	40.84	40.84	-	-	-
7	1.00	15.50	15.50	3-6,8,10,12	870	37.45	37.45	1160	42.68	42.68	-	-	-
8	1.00	16.00	16.00	3-6,8,10,12	870	39.16	39.16	1160	44.46	44.46	-	-	-
9	1.00	17.00	17.00	4-6,8,10,12	870	42.50	42.50	1160	47.80	47.80	-	-	-
10	1.00	18.00	18.00	3-6,8,10,12	870	45.70	45.70	1160	50.84	50.84	-	-	-
11	1.00	20.00	20.00	4-6,8,10,12	870	51.69	51.69	1160	56.01	56.01	-	-	-
12	1.00	22.00	22.00	3-6,8,10,12	870	57.07	57.07	-	-	-	-	-	-
13	1.03	15.50	16.00	3-6,8,10,12	844	37.94	37.94	1125	43.34	43.34	-	-	-
14	1.03	15.00	15.50	3-6,8,10,12	843	36.20	36.20	1124	41.52	41.52	-	-	-
15	1.03	14.50	15.00	3-6,8,10,12	842	34.44	34.44	1123	39.63	39.63	-	-	-
16	1.03	14.00	14.50	3-6,8,10,12	841	32.64	32.64	1122	37.67	37.67	-	-	-
17	1.04	13.50	14.00	3-6,8,10,12	840	30.82	30.82	1120	35.66	35.66	1690	35.35	35.35
18	1.04	13.00	13.50	3-6,8,10,12	839	28.96	28.96	1119	33.58	33.58	1688	33.76	33.76
19	1.06	17.00	18.00	4-6,8,10,12	823	43.35	43.35	1098	48.93	48.93	-	-	-
20	1.06	16.00	17.00	4-6,8,10,12	821	40.05	40.05	1094	45.65	45.65	-	-	-
21	1.06	15.00	16.00	3-6,8,10,12	818	36.64	36.64	1090	42.09	42.09	-	-	-
22	1.07	14.50	15.50	3-6,8,10,12	816	34.88	34.88	1088	40.22	40.22	-	-	-
23	1.07	14.00	15.00	3-6,8,10,12	814	33.10	33.10	1086	38.28	38.28	-	-	-
24	1.07	13.50	14.50	3-6,8,10,12	812	31.28	31.28	1083	36.28	36.28	1634	36.29	36.29
25	1.07	13.00	14.00	3-6,8,10,12	810	29.44	29.44	1081	34.22	34.22	1630	34.72	34.72
26	1.08	12.00	13.00	3-6,8,10,12	806	25.68	25.68	1075	29.93	29.93	1621	31.04	31.04
27	1.09	22.00	24.00	3-6,8,10,12	799	58.30	58.30	-	-	-	-	-	-
28	1.09	15.50	17.00	4-6,8,10,12	796	38.72	38.72	1061	44.38	44.38	-	-	-
29	1.10	20.00	22.00	4-6,8,10,12	793	53.00	53.00	1057	57.76	57.76	-	-	-
30	1.10	14.50	16.00	3-6,8,10,12	791	35.26	35.26	1055	40.72	40.72	-	-	-
31	1.10	14.00	15.50	3-6,8,10,12	789	33.48	33.48	1052	38.79	38.79	-	-	-
32	1.11	13.50	15.00	3-6,8,10,12	786	31.67	31.67	1048	36.80	36.80	1582	37.07	37.07
33	1.11	18.00	20.00	4-6,8,10,12	786	47.13	47.13	1047	52.74	52.74	-	-	-
34	1.11	13.00	14.50	3-6,8,10,12	784	29.84	29.84	1045	34.75	34.75	1576	35.52	35.52
35	1.12	12.00	13.50	3-6,8,10,12	777	26.09	26.09	1037	30.48	30.48	1564	31.87	31.87
36	1.12	16.00	18.00	3-6,8,10,12	776	40.71	40.71	1035	46.53	46.53	-	-	-
37	1.13	15.00	17.00	4-6,8,10,12	771	37.32	37.32	1028	43.00	43.00	-	-	-
38	1.14	14.00	16.00	3-6,8,10,12	765	33.80	33.80	1020	39.22	39.22	-	-	-
39	1.14	13.50	15.50	3-6,8,10,12	762	32.00	32.00	1016	37.24	37.24	1533	37.73	37.73
40	1.15	13.00	15.00	3-6,8,10,12	758	30.17	30.17	1011	35.19	35.19	1526	36.19	36.19
41	1.16	15.50	18.00	3-6,8,10,12	753	39.30	39.30	1004	45.15	45.15	-	-	-
42	1.16	12.00	14.00	3-6,8,10,12	751	26.44	26.44	1001	30.93	30.93	1510	32.56	32.56
43	1.17	14.50	17.00	4-6,8,10,12	746	35.84	35.84	995	41.50	41.50	-	-	-
44	1.17	17.00	20.00	4-6,8,10,12	743	44.47	44.47	991	50.42	50.42	-	-	-
45	1.18	13.50	16.00	3-6,8,10,12	739	32.28	32.28	985	37.60	37.60	1486	38.28	38.28
46	1.18	13.00	15.50	3-6,8,10,12	735	30.45	30.45	980	35.56	35.56	1478	36.75	36.75
47	1.19	15.00	18.00	3-6,8,10,12	730	37.82	37.82	973	43.67	43.67	-	-	-
48	1.19	20.00	24.00	4-6,8,10,12	729	53.82	53.82	971	58.85	58.85	-	-	-
49	1.20	12.00	14.50	3-6,8,10,12	726	26.72	26.72	968	31.31	31.31	1460	33.13	33.13
50	1.21	14.00	17.00	4-6,8,10,12	722	34.31	34.31	962	39.89	39.89	-	-	-

Shaded area diameters are below industry standard for belt.

DP & DX Belts In D Sheaves

Drive Selection Tables

LINE #	RATIO	STOCK SHEAVES			DRIVEN SPEEDS AND HORSEPOWER RATINGS PER BELT								
		Datum Diameter		Number Grooves	870 RPM			1160 RPM			1750 RPM		
		DR	DN		Driven Speed	H.P. Ratings		Driven Speed	H.P. Ratings		Driven Speed	H.P. Ratings	
						DP	DX		DP	DX		DP	DX
51	1.22	18.00	22.00	3-6,8,10,12	716	47.97	47.97	955	53.86	53.86	-	-	-
52	1.22	13.00	16.00	3-6,8,10,12	713	30.68	30.68	950	35.87	35.87	1434	37.22	37.22
53	1.22	22.00	27.00	3-6,8,10,12	712	59.37	59.37	-	-	-	-	-	-
54	1.23	14.50	18.00	3-6,8,10,12	706	36.27	36.27	942	42.08	42.08	-	-	-
55	1.24	12.00	15.00	3-6,8,10,12	703	26.95	26.95	937	31.62	31.62	1413	33.60	33.60
56	1.24	16.00	20.00	4-6,8,10,12	701	41.57	41.57	935	47.67	47.67	-	-	-
57	1.25	13.50	17.00	4-6,8,10,12	697	32.71	32.71	929	38.18	38.18	1402	39.15	39.15
58	1.27	14.00	18.00	3-6,8,10,12	683	34.67	34.67	911	40.38	40.38	-	-	-
59	1.28	12.00	15.50	3-6,8,10,12	681	27.15	27.15	908	31.88	31.88	1370	33.99	33.99
60	1.28	15.50	20.00	4-6,8,10,12	680	40.04	40.04	907	46.14	46.14	-	-	-
61	1.28	17.00	22.00	4-6,8,10,12	678	45.12	45.12	903	51.28	51.28	-	-	-
62	1.29	13.00	17.00	4-6,8,10,12	672	31.05	31.05	896	36.36	36.36	1352	37.95	37.95
63	1.32	12.00	16.00	3-6,8,10,12	660	27.31	27.31	880	32.10	32.10	1328	34.32	34.32
64	1.32	13.50	18.00	3-6,8,10,12	660	33.02	33.02	879	38.59	38.59	1327	39.78	39.78
65	1.32	15.00	20.00	4-6,8,10,12	659	38.46	38.46	878	44.52	44.52	-	-	-
66	1.32	18.00	24.00	3-6,8,10,12	658	48.47	48.47	877	54.54	54.54	-	-	-
67	1.34	20.00	27.00	4-6,8,10,12	649	54.52	54.52	866	59.78	59.78	-	-	-
68	1.36	16.00	22.00	3-6,8,10,12	639	42.07	42.07	852	48.33	48.33	-	-	-
69	1.36	14.50	20.00	4-6,8,10,12	638	36.83	36.83	850	42.81	42.81	-	-	-
70	1.37	13.00	18.00	3-6,8,10,12	636	31.31	31.31	848	36.71	36.71	1280	38.48	38.48
71	1.40	12.00	17.00	4-6,8,10,12	623	27.56	27.56	830	32.44	32.44	1253	34.83	34.83
72	1.40	17.00	24.00	4-6,8,10,12	622	45.51	45.51	830	51.81	51.81	-	-	-
73	1.40	15.50	22.00	3-6,8,10,12	620	40.47	40.47	826	46.72	46.72	-	-	-
74	1.41	14.00	20.00	4-6,8,10,12	617	35.15	35.15	822	41.01	41.01	-	-	-
75	1.45	15.00	22.00	3-6,8,10,12	601	38.83	38.83	801	45.02	45.02	-	-	-
76	1.46	13.50	20.00	4-6,8,10,12	595	33.42	33.42	794	39.13	39.13	1198	40.58	40.58
77	1.48	12.00	18.00	3-6,8,10,12	589	27.75	27.75	786	32.68	32.68	1185	35.20	35.20
78	1.48	16.00	24.00	3-6,8,10,12	587	42.36	42.36	783	48.73	48.73	-	-	-
79	1.48	18.00	27.00	3-6,8,10,12	586	48.91	48.91	782	55.12	55.12	-	-	-
80	1.49	22.00	33.00	3-6,8,10,12	585	60.28	60.28	-	-	-	-	-	-
81	1.50	14.50	22.00	3-6,8,10,12	581	37.14	37.14	775	43.24	43.24	-	-	-
82	1.51	13.00	20.00	4-6,8,10,12	574	31.65	31.65	766	37.16	37.16	1155	39.16	39.16
83	1.53	15.50	24.00	3-6,8,10,12	569	40.73	40.73	759	47.06	47.06	-	-	-
84	1.55	14.00	22.00	3-6,8,10,12	562	35.42	35.42	749	41.38	41.38	-	-	-
85	1.57	17.00	27.00	4-6,8,10,12	555	45.85	45.85	740	52.26	52.26	-	-	-
86	1.58	15.00	24.00	3-6,8,10,12	552	39.05	39.05	736	45.32	45.32	-	-	-
87	1.60	13.50	22.00	3-6,8,10,12	543	33.65	33.65	724	39.44	39.44	1092	41.05	41.05
88	1.63	14.50	24.00	3-6,8,10,12	534	37.34	37.34	712	43.50	43.50	-	-	-
89	1.63	20.00	33.00	4-6,8,10,12	533	55.11	55.11	711	60.57	60.57	-	-	-
90	1.63	12.00	20.00	4-6,8,10,12	532	27.99	27.99	710	33.00	33.00	1070	35.68	35.68
91	1.66	13.00	22.00	3-6,8,10,12	524	31.85	31.85	698	37.43	37.43	1053	39.56	39.56
92	1.66	16.00	27.00	3-6,8,10,12	523	42.62	42.62	698	49.07	49.07	-	-	-
93	1.68	14.00	24.00	3-6,8,10,12	516	35.59	35.59	688	41.60	41.60	-	-	-
94	1.71	15.50	27.00	3-6,8,10,12	508	40.96	40.96	677	47.36	47.36	-	-	-
95	1.74	13.50	24.00	3-6,8,10,12	499	33.80	33.80	665	39.63	39.63	1003	41.34	41.34
96	1.77	15.00	27.00	3-6,8,10,12	492	39.25	39.25	656	45.58	45.58	-	-	-
97	1.79	12.00	22.00	3-6,8,10,12	485	28.13	28.13	647	33.19	33.19	976	35.97	35.97
98	1.80	22.00	40.00	3-6,8,10,12	484	60.65	60.65	-	-	-	-	-	-
99	1.81	18.00	33.00	3-6,8,10,12	482	49.29	49.29	642	55.62	55.62	-	-	-
100	1.81	13.00	24.00	3-6,8,10,12	481	31.97	31.97	641	37.59	37.59	967	39.81	39.81

Shaded area diameters are below industry standard for belt.

DP & DX Belts In D Sheaves

Drive Selection Tables

LINE #	RATIO	STOCK SHEAVES			DRIVEN SPEEDS AND HORSEPOWER RATINGS PER BELT								
		Datum Diameter		Number Grooves	870 RPM			1160 RPM			1750 RPM		
		DR	DN		Driven Speed	H.P. Ratings		Driven Speed	H.P. Ratings		Driven Speed	H.P. Ratings	
						DP	DX		DP	DX		DP	DX
101	1.83	14.50	27.00	3-6,8,10,12	476	37.51	37.51	635	43.73	43.73	-	-	-
102	1.89	14.00	27.00	3-6,8,10,12	460	35.74	35.74	614	41.80	41.80	-	-	-
103	1.91	17.00	33.00	4-6,8,10,12	456	46.14	46.14	608	52.65	52.65	-	-	-
104	1.95	12.00	24.00	3-6,8,10,12	446	28.22	28.22	594	33.31	33.31	896	36.15	36.15
105	1.96	13.50	27.00	3-6,8,10,12	444	33.93	33.93	593	39.80	39.80	894	41.60	41.60
106	1.97	20.00	40.00	4-6,8,10,12	441	55.36	55.36	589	60.90	60.90	-	-	-
107	2.02	16.00	33.00	3-6,8,10,12	430	42.86	42.86	573	49.38	49.38	-	-	-
108	2.03	13.00	27.00	3-6,8,10,12	429	32.09	32.09	572	37.74	37.74	862	40.03	40.03
109	2.09	15.50	33.00	3-6,8,10,12	417	41.16	41.16	556	47.64	47.64	-	-	-
110	2.15	22.00	48.00	5-6,8,10,1	405	60.81	60.81	-	-	-	-	-	-
111	2.15	15.00	33.00	3-6,8,10,12	404	39.43	39.43	539	45.82	45.82	-	-	-
112	2.18	18.00	40.00	3-6,8,10,12	399	49.45	49.45	531	55.84	55.84	-	-	-
113	2.19	12.00	27.00	3-6,8,10,12	397	28.31	28.31	530	33.43	33.43	799	36.32	36.32
114	2.23	14.50	33.00	3-6,8,10,12	391	37.67	37.67	521	43.94	43.94	-	-	-
115	2.30	14.00	33.00	3-6,8,10,12	378	35.88	35.88	504	41.99	41.99	-	-	-
116	2.31	17.00	40.00	4-6,8,10,12	377	46.28	46.28	503	52.83	52.83	-	-	-
117	2.36	20.00	48.00	5-6,8,10,1	369	55.47	55.47	492	61.05	61.05	-	-	-
118	2.38	13.50	33.00	3-6,8,10,12	365	34.05	34.05	487	39.97	39.97	734	41.85	41.85
119	2.45	16.00	40.00	3-6,8,10,12	356	42.96	42.96	474	49.53	49.53	-	-	-
120	2.47	13.00	33.00	3-6,8,10,12	352	32.19	32.19	470	37.89	37.89	708	40.25	40.25
121	2.52	15.50	40.00	3-6,8,10,12	345	41.26	41.26	460	47.77	47.77	-	-	-
122	2.59	22.00	58.00	5-6,8,10,1	336	60.89	60.89	-	-	-	-	-	-
123	2.60	15.00	40.00	3-6,8,10,12	334	39.52	39.52	446	45.94	45.94	-	-	-
124	2.61	18.00	48.00	5-6,8,10,1	333	49.53	49.53	444	55.94	55.94	-	-	-
125	2.67	12.00	33.00	3-6,8,10,12	326	28.39	28.39	435	33.54	33.54	656	36.49	36.49
126	2.69	14.50	40.00	3-6,8,10,12	324	37.75	37.75	431	44.04	44.04	-	-	-
127	2.76	17.00	48.00	5-6,8,10,1	315	46.34	46.34	420	52.92	52.92	-	-	-
128	2.78	14.00	40.00	3-6,8,10,12	313	35.95	35.95	417	42.08	42.08	-	-	-
129	2.84	20.00	58.00	5-6,8,10,1	306	55.53	55.53	408	61.14	61.14	-	-	-
130	2.88	13.50	40.00	3-6,8,10,12	302	34.11	34.11	403	40.05	40.05	608	41.97	41.97
131	2.93	16.00	48.00	5-6,8,10,1	297	43.02	43.02	396	49.60	49.60	-	-	-
132	2.99	13.00	40.00	3-6,8,10,12	291	32.25	32.25	389	37.96	37.96	586	40.36	40.36
133	3.02	15.50	48.00	5-6,8,10,1	288	41.31	41.31	384	47.83	47.83	-	-	-
134	3.12	15.00	48.00	5-6,8,10,1	279	39.56	39.56	372	46.00	46.00	-	-	-
135	3.15	18.00	58.00	5-6,8,10,1	276	49.57	49.57	368	56.00	56.00	-	-	-
136	3.22	14.50	48.00	5-6,8,10,1	270	37.79	37.79	360	44.09	44.09	-	-	-
137	3.22	12.00	40.00	3-6,8,10,12	270	28.43	28.43	360	33.59	33.59	543	36.57	36.57
138	3.33	14.00	48.00	5-6,8,10,1	261	35.98	35.98	348	42.13	42.13	-	-	-
139	3.33	17.00	58.00	5-6,8,10,1	261	46.38	46.38	348	52.97	52.97	-	-	-
140	3.45	13.50	48.00	5-6,8,10,1	252	34.14	34.14	337	40.09	40.09	508	42.04	42.04
141	3.53	16.00	58.00	5-6,8,10,1	246	43.05	43.05	329	49.64	49.64	-	-	-
142	3.57	13.00	48.00	5-6,8,10,1	243	32.28	32.28	325	38.00	38.00	490	40.42	40.42
143	3.64	15.50	58.00	5-6,8,10,1	239	41.34	41.34	319	47.87	47.87	-	-	-
144	3.76	15.00	58.00	5-6,8,10,1	232	39.59	39.59	309	46.03	46.03	-	-	-
145	3.86	12.00	48.00	5-6,8,10,1	226	28.45	28.45	301	33.63	33.63	454	36.62	36.62
146	3.88	14.50	58.00	5-6,8,10,1	224	37.81	37.81	299	44.13	44.13	-	-	-
147	4.01	14.00	58.00	5-6,8,10,1	217	36.00	36.00	289	42.16	42.16	-	-	-
148	4.16	13.50	58.00	5-6,8,10,1	209	34.16	34.16	279	40.12	40.12	421	42.08	42.08
149	4.31	13.00	58.00	5-6,8,10,1	202	32.30	32.30	269	38.02	38.02	406	40.46	40.46
150	4.65	12.00	58.00	5-6,8,10,1	187	28.47	28.47	249	33.65	33.65	376	36.65	36.65

Shaded area diameters are below industry standard for belt.

Horsepower Ratings For AP Belts

Classical horsepower ratings per belt are listed below and on the facing page. To obtain the basic horsepower rating per belt, locate the rpm of the faster shaft in the left-hand column. Read on this line across to the column headed by the diameter of the smaller sheave. The figure given is the basic horsepower rating. For convenience the standard motor speeds are grouped at the beginning of the chart. On the same horizontal line read the "add-on" rating in the column headed by the drive speed ratio. Add the basic rating to the "add-on" rating to obtain the total horsepower rating per belt.

		BASIC HORSEPOWER RATING PER BELT														
		SMALL SHEAVE DIAMETER														
Datum		3.00	3.20	3.40	3.60	3.80	4.00	4.20	4.40	4.60	4.80	5.00	5.20	5.40	5.60	5.80
Pitch		3.25	3.45	3.65	3.85	4.05	4.25	4.45	4.65	4.85	5.05	5.25	5.45	5.65	5.85	6.05
1160		1.62	1.87	2.13	2.38	2.63	2.88	3.13	3.37	3.62	3.86	4.10	4.34	4.57	4.81	5.04
1460		1.89	2.21	2.52	2.82	3.13	3.43	3.73	4.03	4.32	4.61	4.90	5.19	5.47	5.76	6.04
1750		2.13	2.50	2.86	3.21	3.57	3.92	4.26	4.61	4.94	5.28	5.61	5.94	6.27	6.59	6.90
2900		2.82	3.36	3.89	4.41	4.92	5.41	5.90	6.38	6.85	7.30	7.74	8.18	8.60	9.01	9.40
3500		3.02	3.63	4.22	4.80	5.36	5.91	6.44	6.95	7.44	7.92	8.38	8.82	9.24	9.64	10.0
600		0.99	1.14	1.28	1.42	1.56	1.70	1.84	1.98	2.11	2.25	2.39	2.52	2.66	2.79	2.93
700		1.12	1.28	1.44	1.61	1.77	1.93	2.09	2.25	2.40	2.56	2.72	2.87	3.03	3.18	3.33
800		1.23	1.42	1.60	1.78	1.97	2.15	2.33	2.50	2.68	2.86	3.03	3.21	3.38	3.55	3.73
900		1.35	1.55	1.75	1.96	2.16	2.36	2.56	2.75	2.95	3.15	3.34	3.53	3.73	3.92	4.11
1000		1.45	1.68	1.90	2.12	2.34	2.56	2.78	3.00	3.21	3.43	3.64	3.85	4.06	4.27	4.48
1200		1.66	1.92	2.18	2.44	2.70	2.96	3.21	3.46	3.71	3.96	4.21	4.45	4.70	4.94	5.18
1400		1.84	2.14	2.44	2.74	3.03	3.32	3.61	3.90	4.18	4.47	4.75	5.02	5.30	5.57	5.84
1600		2.01	2.35	2.69	3.02	3.35	3.67	3.99	4.31	4.63	4.94	5.25	5.56	5.87	6.17	6.47
1800		2.17	2.54	2.91	3.28	3.64	4.00	4.35	4.70	5.05	5.39	5.73	6.06	6.39	6.72	7.04
2000		2.32	2.72	3.13	3.52	3.91	4.30	4.68	5.06	5.44	5.81	6.17	6.53	6.88	7.23	7.58
2200		2.45	2.89	3.32	3.75	4.17	4.59	5.00	5.40	5.80	6.19	6.58	6.96	7.34	7.71	8.07
2400		2.57	3.04	3.50	3.96	4.41	4.85	5.28	5.71	6.13	6.55	6.96	7.36	7.75	8.14	8.51
2600		2.68	3.18	3.67	4.15	4.63	5.09	5.55	6.00	6.44	6.87	7.30	7.71	8.12	8.52	8.91
2800		2.78	3.30	3.82	4.33	4.82	5.31	5.79	6.26	6.72	7.17	7.61	8.03	8.45	8.86	9.25
3000		2.86	3.41	3.95	4.48	5.00	5.51	6.01	6.49	6.97	7.43	7.87	8.31	8.73	9.14	9.54
3200		2.94	3.51	4.07	4.62	5.16	5.69	6.20	6.70	7.18	7.65	8.11	8.55	8.97	9.38	9.78
3400		3.00	3.59	4.18	4.75	5.30	5.84	6.36	6.87	7.36	7.84	8.30	8.74	9.16	9.57	9.95
3600		3.04	3.66	4.26	4.85	5.42	5.97	6.50	7.02	7.51	7.99	8.45	8.88	9.30	9.69	10.1
3800		3.08	3.71	4.33	4.93	5.51	6.07	6.61	7.13	7.63	8.10	8.55	8.98	9.38	9.76	10.1
4000		3.10	3.75	4.38	4.99	5.58	6.15	6.69	7.21	7.70	8.17	8.61	9.03	9.42	9.77*	10.1*
4200		3.11	3.77	4.42	5.04	5.63	6.20	6.74	7.26	7.74	8.20	8.63	9.02	9.39*	9.72*	10.0*
4400		3.10	3.78	4.43	5.06	5.66	6.23	6.76	7.27	7.75	8.19	8.60*	8.97*	9.30*	9.60*	9.86*
4600		3.08	3.77	4.43	5.06	5.66	6.22	6.75	7.25	7.71	8.13*	8.51*	8.86*	9.16*	9.42*	9.64*
4800		3.05	3.74	4.41	5.04	5.63	6.19	6.71	7.19	7.63*	8.02*	8.38*	8.69*	8.95*	9.16*	9.33*
5000		3.00	3.70	4.37	4.99	5.58	6.13	6.63	7.09*	7.50*	7.87*	8.19*	8.46*	8.67*	8.83*	8.94*

* Made-to-order ductile iron sheaves required.

Horsepower Ratings For AP Belts

The combined Arc-Length correction factor shown in the Classical pre-engineered drive tables or in the Arc-of-Contact correction factor table and the Belt Length correction factor table, page B2-25, should be applied to the total hp per belt before determining the number of belts required for the drive.

NOTE: These ratings apply for the Classical type belts only.

BASIC HORSEPOWER RATING PER BELT						"ADD-ON" RATING								
SMALL SHEAVE DIAMETER						SPEED RATIO								
6.00	6.20	6.40	6.60	6.80	7.00	1.00	1.02	1.06	1.10	1.15	1.20	1.30	1.50	2.00
6.25	6.45	6.65	6.85	7.05	7.25	1.01	1.05	1.09	1.14	1.19	1.29	1.49	1.99	9.99
5.28	5.51	5.74	5.96	6.19	6.42	0.01	0.05	0.09	0.13	0.16	0.20	0.25	0.29	0.33
6.31	6.59	6.86	7.13	7.40	7.66	0.01	0.06	0.11	0.16	0.21	0.25	0.31	0.37	0.41
7.22	7.53	7.84	8.14	8.44	8.73	0.01	0.07	0.13	0.19	0.25	0.31	0.38	0.44	0.49
9.79	10.2	10.5	10.9	11.2	11.5	0.02	0.11	0.22	0.32	0.41	0.51	0.62	0.74	0.82
10.4	10.7	11.0*	11.3*	11.6*	11.8*	0.02	0.14	0.27	0.39	0.49	0.61	0.75	0.89	0.99
3.06	3.19	3.33	3.46	3.59	3.72	0.00	0.02	0.05	0.07	0.08	0.10	0.13	0.15	0.17
3.49	3.64	3.79	3.94	4.09	4.24	0.00	0.03	0.05	0.08	0.10	0.12	0.15	0.18	0.20
3.90	4.07	4.24	4.41	4.57	4.74	0.00	0.03	0.06	0.09	0.11	0.14	0.17	0.20	0.23
4.30	4.48	4.67	4.86	5.04	5.23	0.01	0.04	0.07	0.10	0.13	0.16	0.19	0.23	0.25
4.68	4.89	5.09	5.29	5.49	5.70	0.01	0.04	0.08	0.11	0.14	0.17	0.22	0.25	0.28
5.42	5.66	5.89	6.13	6.36	6.59	0.01	0.05	0.09	0.13	0.17	0.21	0.26	0.30	0.34
6.11	6.38	6.64	6.91	7.17	7.42	0.01	0.06	0.11	0.16	0.20	0.24	0.30	0.36	0.39
6.76	7.05	7.34	7.63	7.92	8.20	0.01	0.06	0.12	0.18	0.23	0.28	0.34	0.41	0.45
7.36	7.68	7.99	8.30	8.60	8.90	0.01	0.07	0.14	0.20	0.25	0.31	0.39	0.46	0.51
7.92	8.26	8.59	8.91	9.23	9.55	0.01	0.08	0.15	0.22	0.28	0.35	0.43	0.51	0.56
8.43	8.78	9.12	9.46	9.79	10.1	0.01	0.09	0.17	0.24	0.31	0.38	0.47	0.56	0.62
8.88	9.25	9.60	9.95	10.3	10.6	0.01	0.09	0.18	0.27	0.34	0.42	0.52	0.61	0.68
9.29	9.66	10.0	10.4	10.7	11.0	0.02	0.10	0.20	0.29	0.37	0.45	0.56	0.66	0.73
9.63	10.0	10.4	10.7	11.0	11.4	0.02	0.11	0.22	0.31	0.39	0.49	0.60	0.71	0.79
9.92	10.3	10.6	11.0	11.3	11.6	0.02	0.12	0.23	0.33	0.42	0.52	0.65	0.76	0.85
10.2	10.5	10.9	11.2	11.5	11.8	0.02	0.13	0.25	0.35	0.45	0.56	0.69	0.81	0.90
10.3	10.7	11.0	11.3	11.6*	11.8*	0.02	0.13	0.26	0.38	0.48	0.59	0.73	0.86	0.96
10.4	10.7*	11.0*	11.3*	11.6*	11.8*	0.02	0.14	0.28	0.40	0.51	0.63	0.78	0.91	1.01
10.4*	10.7*	11.0*	11.3*	11.5*	11.7*	0.02	0.15	0.29	0.42	0.54	0.66	0.82	0.96	1.07
10.4*	10.7*	10.9*	11.1*	11.3*	11.4*	0.02	0.16	0.31	0.44	0.56	0.70	0.86	1.02	1.13
10.3*	10.5*	10.7*	10.9*	11.0*	11.1*	0.03	0.17	0.32	0.47	0.59	0.73	0.90	1.07	1.18
10.1*	10.3*	10.4*	10.5*	10.6*	10.6*	0.03	0.17	0.34	0.49	0.62	0.77	0.95	1.12	1.24
9.81*	9.93*	10.0*	10.0*	10.0*	9.96*	0.03	0.18	0.35	0.51	0.65	0.80	0.99	1.17	1.30
9.44*	9.51*	9.52*	9.48*	9.38*	9.22*	0.03	0.19	0.37	0.53	0.68	0.84	1.03	1.22	1.35
8.99*	8.99*	8.92*	8.79*	8.60*	-	0.03	0.20	0.38	0.55	0.70	0.87	1.08	1.27	1.41

Horsepower Ratings For AX Belts

Classical Cog horsepower ratings per belt are listed below and on the facing page. To obtain the basic horsepower rating per belt, locate the rpm of the faster shaft in the left-hand column. Read on this line across to the column headed by the diameter of the smaller sheave. The figure given is the basic horsepower rating. For convenience the standard motor speeds are grouped at the beginning of the chart. On the same horizontal line read the "add-on" rating in the column headed by the drive speed ratio. Add the basic rating to the "add-on" rating to obtain the total horsepower rating per belt.

		BASIC HORSEPOWER RATING PER BELT														
		SMALL SHEAVE DIAMETER														
Datum		3.00	3.20	3.40	3.60	3.80	4.00	4.20	4.40	4.60	4.80	5.00	5.20	5.40	5.60	5.80
Pitch		3.25	3.45	3.65	3.85	4.05	4.25	4.45	4.65	4.85	5.05	5.25	5.45	5.65	5.85	6.05
1160		1.89	2.15	2.41	2.66	2.91	3.16	3.41	3.66	3.90	4.15	4.39	4.63	4.87	5.11	5.35
1460		2.25	2.56	2.88	3.19	3.49	3.80	4.10	4.40	4.70	4.99	5.29	5.58	5.87	6.15	6.44
1750		2.57	2.93	3.30	3.66	4.01	4.37	4.72	5.07	5.41	5.75	6.09	6.43	6.76	7.09	7.42
2900		3.58	4.14	4.68	5.21	5.74	6.26	6.77	7.27	7.76	8.24	8.71	9.18	9.63	10.1	10.5
3500		3.98	4.61	5.22	5.83	6.42	7.00	7.57	8.12	8.66	9.18	9.69	10.2	10.7	11.1	11.6
600		1.13	1.28	1.42	1.56	1.70	1.84	1.98	2.12	2.26	2.39	2.53	2.67	2.80	2.94	3.07
700		1.28	1.44	1.61	1.77	1.93	2.09	2.25	2.41	2.57	2.73	2.88	3.04	3.19	3.35	3.50
800		1.42	1.61	1.79	1.97	2.16	2.34	2.52	2.70	2.87	3.05	3.23	3.40	3.58	3.75	3.92
900		1.56	1.76	1.97	2.17	2.37	2.57	2.77	2.97	3.17	3.37	3.56	3.75	3.95	4.14	4.33
1000		1.69	1.92	2.14	2.36	2.59	2.81	3.02	3.24	3.46	3.67	3.89	4.10	4.31	4.52	4.73
1200		1.94	2.21	2.47	2.73	2.99	3.25	3.51	3.76	4.01	4.26	4.51	4.76	5.01	5.25	5.50
1400		2.18	2.48	2.78	3.08	3.38	3.67	3.97	4.26	4.54	4.83	5.11	5.39	5.67	5.95	6.23
1600		2.41	2.75	3.08	3.42	3.75	4.08	4.40	4.73	5.05	5.37	5.68	6.00	6.31	6.61	6.92
1800		2.62	2.99	3.37	3.73	4.10	4.46	4.82	5.18	5.53	5.88	6.22	6.57	6.91	7.24	7.58
2000		2.82	3.23	3.63	4.04	4.43	4.83	5.22	5.61	5.99	6.37	6.74	7.11	7.48	7.84	8.20
2200		3.01	3.45	3.89	4.32	4.75	5.18	5.60	6.01	6.42	6.83	7.23	7.62	8.01	8.40	8.78
2400		3.18	3.66	4.13	4.60	5.05	5.51	5.96	6.40	6.83	7.26	7.69	8.11	8.52	8.93	9.33
2600		3.35	3.86	4.36	4.85	5.34	5.82	6.29	6.76	7.22	7.67	8.12	8.56	8.99	9.41	9.83
2800		3.51	4.05	4.58	5.10	5.61	6.12	6.61	7.10	7.58	8.06	8.52	8.98	9.43	9.86	10.3
3000		3.66	4.22	4.78	5.32	5.86	6.39	6.91	7.42	7.92	8.41	8.89	9.37	9.83	10.3	10.7
3200		3.79	4.38	4.97	5.54	6.10	6.65	7.19	7.72	8.24	8.74	9.24	9.72	10.2	10.6	11.1
3400		3.92	4.54	5.14	5.74	6.32	6.89	7.45	7.99	8.52	9.04	9.55	10.0	10.5	11.0	11.4
3600		4.03	4.67	5.30	5.92	6.52	7.11	7.68	8.24	8.78	9.31	9.82	10.3	10.8	11.3	11.7
3800		4.14	4.80	5.45	6.09	6.70	7.31	7.89	8.46	9.01	9.55	10.1	10.6	11.0	11.5	11.9
4000		4.23	4.92	5.59	6.24	6.87	7.48	8.08	8.66	9.22	9.75	10.3	10.8	11.2	11.7*	12.1*
4200		4.31	5.02	5.70	6.37	7.02	7.64	8.25	8.83	9.39	9.93	10.4	10.9	11.4*	11.8*	12.2*
4400		4.38	5.11	5.81	6.49	7.14	7.78	8.39	8.97	9.53	10.1	10.6*	11.1*	11.5*	11.9*	12.3*
4600		4.44	5.18	5.90	6.59	7.25	7.89	8.50	9.09	9.64	10.2*	10.7*	11.1*	11.6*	12.0*	12.3*
4800		4.49	5.25	5.97	6.67	7.34	7.98	8.59	9.17	9.72*	10.2*	10.7*	11.2*	11.6*	11.9*	12.3*
5000		4.53	5.29	6.03	6.73	7.41	8.05	8.66	9.23*	9.77*	10.3*	10.7*	11.2*	11.5*	11.9*	12.2*

* Made-to-order ductile iron sheaves required.

Horsepower Ratings For AX Belts

The combined Arc-Length correction factor shown in the Classical pre-engineered drive tables or in the Arc-of-Contact correction factor table and the Belt Length correction factor table, page B2-25, should be applied to the total hp per belt before determining the number of belts required for the drive.

NOTE: These ratings apply for the Classical Cog type belts only.

BASIC HORSEPOWER RATING PER BELT						"ADD-ON" RATING								
SMALL SHEAVE DIAMETER						SPEED RATIO								
6.00	6.20	6.40	6.60	6.80	7.00	1.00	1.02	1.06	1.10	1.15	1.20	1.30	1.50	2.00
6.25	6.45	6.65	6.85	7.05	7.25	1.01	1.05	1.09	1.14	1.19	1.29	1.49	1.99	9.99
5.58	5.82	6.05	6.28	6.51	6.74	0.01	0.04	0.09	0.12	0.15	0.19	0.23	0.27	0.29
6.72	7.00	7.28	7.56	7.83	8.10	0.01	0.06	0.11	0.15	0.19	0.24	0.29	0.34	0.36
7.74	8.06	8.38	8.69	9.00	9.31	0.01	0.07	0.13	0.18	0.23	0.29	0.35	0.40	0.44
10.9	11.4	11.8	12.1	12.5	12.9	0.02	0.11	0.21	0.31	0.39	0.47	0.58	0.67	0.72
12.0	12.4	12.8*	13.2*	13.6*	13.9*	0.02	0.13	0.26	0.37	0.47	0.57	0.69	0.80	0.87
3.20	3.34	3.47	3.60	3.74	3.87	0.00	0.02	0.04	0.06	0.08	0.10	0.12	0.14	0.15
3.66	3.81	3.96	4.11	4.26	4.41	0.00	0.03	0.05	0.07	0.09	0.11	0.14	0.16	0.17
4.09	4.27	4.44	4.61	4.78	4.94	0.00	0.03	0.06	0.08	0.11	0.13	0.16	0.18	0.20
4.52	4.71	4.90	5.09	5.27	5.46	0.01	0.03	0.07	0.09	0.12	0.15	0.18	0.21	0.22
4.94	5.14	5.35	5.56	5.76	5.96	0.01	0.04	0.07	0.11	0.13	0.16	0.20	0.23	0.25
5.74	5.98	6.22	6.46	6.69	6.93	0.01	0.05	0.09	0.13	0.16	0.20	0.24	0.28	0.30
6.50	6.77	7.04	7.31	7.58	7.84	0.01	0.05	0.10	0.15	0.19	0.23	0.28	0.32	0.35
7.22	7.52	7.82	8.12	8.41	8.70	0.01	0.06	0.12	0.17	0.21	0.26	0.32	0.37	0.40
7.91	8.23	8.56	8.88	9.19	9.51	0.01	0.07	0.13	0.19	0.24	0.29	0.36	0.41	0.45
8.55	8.90	9.25	9.59	9.93	10.3	0.01	0.08	0.15	0.21	0.27	0.33	0.40	0.46	0.50
9.16	9.53	9.89	10.3	10.6	11.0	0.01	0.08	0.16	0.23	0.29	0.36	0.44	0.50	0.55
9.72	10.1	10.5	10.9	11.2	11.6	0.01	0.09	0.18	0.25	0.32	0.39	0.48	0.55	0.60
10.2	10.6	11.0	11.4	11.8	12.2	0.02	0.10	0.19	0.27	0.35	0.42	0.52	0.60	0.65
10.7	11.1	11.5	11.9	12.3	12.7	0.02	0.11	0.21	0.30	0.37	0.46	0.56	0.64	0.70
11.1	11.6	12.0	12.4	12.7	13.1	0.02	0.11	0.22	0.32	0.40	0.49	0.60	0.69	0.75
11.5	11.9	12.3	12.7	13.1	13.5	0.02	0.12	0.24	0.34	0.43	0.52	0.64	0.73	0.80
11.9	12.3	12.7	13.1	13.4*	13.8*	0.02	0.13	0.25	0.36	0.45	0.55	0.67	0.78	0.85
12.1	12.5*	12.9*	13.3*	13.7*	14.0*	0.02	0.14	0.26	0.38	0.48	0.59	0.71	0.83	0.90
12.4*	12.8*	13.1*	13.5*	13.8*	14.1*	0.02	0.14	0.28	0.40	0.51	0.62	0.75	0.87	0.95
12.5*	12.9*	13.3*	13.6*	13.9*	14.2*	0.02	0.15	0.29	0.42	0.53	0.65	0.79	0.92	1.00
12.6*	13.0*	13.3*	13.6*	13.9*	14.1*	0.02	0.16	0.31	0.44	0.56	0.68	0.83	0.96	1.05
12.7*	13.0*	13.3*	13.6*	13.8*	14.0*	0.03	0.17	0.32	0.46	0.59	0.72	0.87	1.01	1.10
12.7*	13.0*	13.2*	13.4*	13.6*	13.8*	0.03	0.17	0.34	0.49	0.61	0.75	0.91	1.06	1.15
12.6*	12.8*	13.1*	13.2*	13.4*	13.4*	0.03	0.18	0.35	0.51	0.64	0.78	0.95	1.10	1.20
12.4*	12.6*	12.8*	12.9*	13.0*	-	0.03	0.19	0.37	0.53	0.67	0.82	0.99	1.15	1.25

Horsepower Ratings For BP Belts

Classical horsepower ratings per belt are listed below and on the facing page. To obtain the basic horsepower rating per belt, locate the rpm of the faster shaft in the left-hand column. Read on this line across to the column headed by the diameter of the smaller sheave. The figure given is the basic horsepower rating. For convenience the standard motor speeds are grouped at the beginning of the chart. On the same horizontal line read the "add-on" rating in the column headed by the drive speed ratio. Add the basic rating to the "add-on" rating to obtain the total horsepower rating per belt.

Datum	SMALL SHEAVE DIAMETER															
	3.40	3.60	3.80	4.00	4.20	4.40	4.60	4.80	5.00	5.20	5.40	5.60	5.80	6.00	6.20	6.40
Pitch	3.81	4.01	4.21	4.41	4.61	4.81	5.01	5.21	5.41	5.61	5.81	6.01	6.21	6.41	6.61	6.81
	◆	◆	◆	◆	◆	◆	◆	◆	◆	◆	◆	◆	◆	◆	◆	◆
1160	1.77	2.17	2.57	2.97	3.36	3.75	4.14	4.52	4.90	5.28	5.66	6.04	6.41	6.78	7.14	7.51
1460	1.97	2.46	2.94	3.42	3.89	4.36	4.83	5.29	5.75	6.21	6.66	7.11	7.55	7.99	8.43	8.86
1750	2.10	2.66	3.22	3.78	4.32	4.87	5.40	5.93	6.46	6.98	7.50	8.00	8.51	9.00	9.49	9.98
2900	2.04	2.86	3.66	4.44	5.20	5.95	6.68	7.39	8.08	8.76	9.41	10.0	10.7	11.3	11.8	12.4
3500	1.65	2.55	3.43	4.28	5.10	5.89	6.65	7.38	8.09	8.76	9.40	10.0	10.6	11.1	11.6	12.1
400	0.92	1.08	1.23	1.39	1.54	1.69	1.84	2.00	2.15	2.30	2.45	2.60	2.75	2.89	3.04	3.19
500	1.07	1.26	1.45	1.64	1.83	2.01	2.20	2.39	2.57	2.75	2.94	3.12	3.30	3.48	3.66	3.84
600	1.21	1.43	1.66	1.88	2.10	2.32	2.54	2.75	2.97	3.19	3.40	3.62	3.83	4.04	4.25	4.46
800	1.44	1.73	2.02	2.31	2.59	2.88	3.16	3.44	3.72	4.00	4.27	4.55	4.82	5.09	5.36	5.63
1000	1.64	1.99	2.34	2.69	3.04	3.38	3.72	4.06	4.40	4.74	5.07	5.40	5.73	6.06	6.39	6.71
1200	1.80	2.22	2.63	3.03	3.44	3.84	4.24	4.63	5.02	5.41	5.80	6.19	6.57	6.95	7.33	7.70
1400	1.94	2.41	2.87	3.33	3.79	4.25	4.70	5.15	5.59	6.03	6.47	6.91	7.34	7.76	8.19	8.60
1600	2.04	2.56	3.08	3.60	4.11	4.62	5.12	5.62	6.11	6.60	7.08	7.56	8.03	8.50	8.96	9.42
1800	2.11	2.69	3.26	3.83	4.39	4.94	5.49	6.03	6.57	7.10	7.63	8.14	8.66	9.16	9.66	10.2
2000	2.16	2.79	3.41	4.02	4.63	5.23	5.82	6.40	6.98	7.55	8.11	8.66	9.20	9.74	10.3	10.8
2200	2.18	2.86	3.52	4.18	4.83	5.47	6.10	6.72	7.33	7.93	8.52	9.10	9.68	10.2	10.8	11.3
2400	2.18	2.90	3.60	4.30	4.99	5.66	6.33	6.98	7.62	8.25	8.87	9.47	10.1	10.6	11.2	11.8
2600	2.14	2.90	3.65	4.39	5.11	5.81	6.51	7.19	7.85	8.50	9.14	9.76	10.4	11.0	11.5	12.1
2800	2.08	2.88	3.66	4.43	5.18	5.92	6.64	7.34	8.02	8.69	9.34	9.97	10.6	11.2	11.8	12.3
3000	2.00	2.83	3.64	4.44	5.22	5.97	6.71	7.43	8.13	8.81	9.46	10.1	10.7	11.3	11.9	12.4
3200	1.88	2.74	3.59	4.41	5.20	5.98	6.73	7.46	8.17	8.85	9.50	10.1	10.7	11.3	11.9	12.4
3400	1.74	2.63	3.49	4.33	5.14	5.93	6.69	7.43	8.13	8.81	9.45	10.1	10.7	11.2	11.7	12.2
3600	1.56	2.47	3.36	4.21	5.04	5.83	6.60	7.33	8.02	8.69	9.32	9.91	10.5	11.0	11.5	11.9
3800	1.36	2.29	3.19	4.05	4.88	5.68	6.43	7.16	7.84	8.49	9.09	9.65	10.2	10.6	11.1	11.5*
4000	1.12	2.07	2.97	3.84	4.67	5.46	6.21	6.92	7.58	8.19	8.76	9.29	9.76	10.2*	10.6*	10.9*
4200	0.85	1.81	2.72	3.59	4.41	5.19	5.92	6.60	7.23	7.81	8.34	8.81	9.23*	9.58*	9.88*	10.1*
4400	0.55	1.51	2.42	3.28	4.09	4.85	5.56	6.21	6.80	7.33	7.81*	8.22*	8.56*	8.84*	9.06*	9.20*
4600	0.21	1.17	2.07	2.92	3.72	4.45	5.12	5.73	6.28	6.76*	7.17*	7.51*	7.77*	7.96*	8.08*	8.11*
4800	-	0.79	1.69	2.52	3.28	3.98	4.61	5.18	5.66*	6.08*	6.41*	6.67*	6.84*	6.93*	6.93*	6.85*
5000	-	0.37	1.25	2.05	2.79	3.45	4.03	4.53*	4.95*	5.29*	5.54*	5.70*	5.77*	5.74*	5.62*	5.39*

◆ Diameter below industry standards.
 * Made-to-order ductile iron sheaves required.

Horsepower Ratings For BP Belts

The combined Arc-Length correction factor shown in the Classical pre-engineered drive tables or in the Arc-of-Contact correction factor table and the Belt Length correction factor table, page B2-25, should be applied to the total hp per belt before determining the number of belts required for the drive.

NOTE: These ratings apply for the Classical type belts only.

BASIC HORSEPOWER RATING PER BELT							"ADD-ON" RATING								
SMALL SHEAVE DIAMETER							SPEED RATIO								
6.60	6.80	7.00	7.40	8.00	8.60	9.40	1.00	1.02	1.06	1.10	1.15	1.20	1.30	1.50	2.00
7.01	7.21	7.41	7.81	8.41	9.01	9.81	1.01	1.05	1.09	1.14	1.19	1.29	1.49	1.99	9.99
7.87	8.23	8.59	9.29	10.3	11.4	12.7	0.01	0.09	0.17	0.24	0.31	0.38	0.47	0.55	0.61
9.29	9.71	10.1	11.0	12.2	13.3	14.8	0.02	0.11	0.21	0.30	0.38	0.48	0.59	0.69	0.77
10.5	10.9	11.4	12.3	13.6	14.9	16.5	0.02	0.13	0.25	0.36	0.46	0.57	0.70	0.83	0.92
12.9	13.4	13.9	14.8	15.9	16.8*	17.7*	0.03	0.21	0.42	0.60	0.76	0.94	1.17	1.38	1.53
12.5	12.9*	13.2*	13.8*	14.4*	14.5*	14.1*	0.04	0.26	0.50	0.73	0.92	1.14	1.41	1.66	1.84
3.34	3.48	3.63	3.92	4.35	4.78	5.35	0.00	0.03	0.06	0.08	0.11	0.13	0.16	0.19	0.21
4.02	4.20	4.38	4.73	5.26	5.78	6.47	0.01	0.04	0.07	0.10	0.13	0.16	0.20	0.24	0.26
4.67	4.88	5.09	5.51	6.12	6.73	7.53	0.01	0.04	0.09	0.12	0.16	0.20	0.24	0.28	0.32
5.90	6.17	6.43	6.96	7.75	8.52	9.53	0.01	0.06	0.11	0.17	0.21	0.26	0.32	0.38	0.42
7.03	7.35	7.67	8.30	9.24	10.2	11.4	0.01	0.07	0.14	0.21	0.26	0.33	0.40	0.47	0.53
8.07	8.44	8.81	9.53	10.6	11.6	13.0	0.01	0.09	0.17	0.25	0.32	0.39	0.48	0.57	0.63
9.02	9.43	9.84	10.6	11.8	13.0	14.4	0.02	0.10	0.20	0.29	0.37	0.46	0.56	0.66	0.74
9.88	10.3	10.8	11.6	12.9	14.1	15.7	0.02	0.12	0.23	0.33	0.42	0.52	0.64	0.76	0.84
10.6	11.1	11.6	12.5	13.9	15.1	16.7	0.02	0.13	0.26	0.37	0.47	0.59	0.72	0.85	0.95
11.3	11.8	12.3	13.3	14.6	15.9	17.5	0.02	0.15	0.29	0.41	0.53	0.65	0.80	0.95	1.05
11.9	12.4	12.9	13.9	15.3	16.5	18.1	0.02	0.16	0.32	0.46	0.58	0.72	0.89	1.04	1.16
12.3	12.8	13.3	14.3	15.7	16.9	18.3	0.03	0.18	0.34	0.50	0.63	0.78	0.97	1.14	1.26
12.6	13.2	13.7	14.6	15.9	17.1	18.3*	0.03	0.19	0.37	0.54	0.68	0.85	1.05	1.23	1.37
12.8	13.4	13.9	14.8	16.0	17.0*	18.0*	0.03	0.21	0.40	0.58	0.74	0.91	1.13	1.33	1.47
12.9	13.4	13.9	14.7	15.8*	16.6*	17.3*	0.03	0.22	0.43	0.62	0.79	0.98	1.21	1.42	1.58
12.9	13.3	13.8	14.5	15.4*	16.0*	16.3*	0.04	0.24	0.46	0.66	0.84	1.04	1.29	1.52	1.68
12.7	13.1	13.5	14.1*	14.8*	15.1*	14.9*	0.04	0.25	0.49	0.70	0.90	1.11	1.37	1.61	1.79
12.3*	12.7*	13.0*	13.5*	13.9*	13.9*	13.1*	0.04	0.27	0.52	0.75	0.95	1.17	1.45	1.71	1.90
11.8*	12.1*	12.3*	12.7*	12.8*	12.4*	11.0*	0.04	0.28	0.55	0.79	1.00	1.24	1.53	1.80	2.00
11.1*	11.3*	11.5*	11.6*	11.3*	10.5*	-	0.05	0.29	0.57	0.83	1.05	1.30	1.61	1.90	2.11
10.3*	10.4*	10.5*	10.3*	9.64*	8.26*	-	0.05	0.31	0.60	0.87	1.11	1.37	1.69	1.99	2.21
9.27*	9.27*	9.20*	8.81*	7.63*	-	-	0.05	0.32	0.63	0.91	1.16	1.43	1.77	2.09	2.32
8.07*	7.94*	7.72*	7.03*	-	-	-	0.05	0.34	0.66	0.95	1.21	1.50	1.85	2.18	2.42
6.67*	6.39*	6.02*	4.99*	-	-	-	0.05	0.35	0.69	0.99	1.26	1.56	1.93	2.28	2.53
5.07*	4.63*	4.09*	-	-	-	-	0.06	0.37	0.72	1.04	1.32	1.63	2.01	2.37	2.63

Horsepower Ratings For BX Belts

Classical Cog horsepower ratings per belt are listed below and on the facing page. To obtain the basic horsepower rating per belt, locate the rpm of the faster shaft in the left-hand column. Read on this line across to the column headed by the diameter of the smaller sheave. The figure given is the basic horsepower rating. For convenience the standard motor speeds are grouped at the beginning of the chart. On the same horizontal line read the “add-on” rating in the column headed by the drive speed ratio. Add the basic rating to the “add-on” rating to obtain the total horsepower rating per belt.

		BASIC HORSEPOWER RATING PER BELT															
		SMALL SHEAVE DIAMETER															
Datum		3.40	3.60	3.80	4.00	4.20	4.40	4.60	4.80	5.00	5.20	5.40	5.60	5.80	6.00	6.20	6.40
Pitch		3.81	4.01	4.21	4.41	4.61	4.81	5.01	5.21	5.41	5.61	5.81	6.01	6.21	6.41	6.61	6.81
1160		2.86	3.27	3.68	4.09	4.50	4.90	5.30	5.70	6.10	6.50	6.89	7.28	7.67	8.05	8.44	8.82
1460		3.37	3.87	4.38	4.87	5.37	5.86	6.35	6.83	7.32	7.79	8.27	8.74	9.21	9.68	10.1	10.6
1750		3.81	4.40	4.98	5.56	6.14	6.71	7.28	7.84	8.40	8.95	9.49	10.0	10.6	11.1	11.6	12.2
2900		5.09	5.96	6.83	7.67	8.51	9.33	10.1	10.9	11.7	12.5	13.2	13.9	14.6	15.3	16.0	16.7
3500		5.45	6.44	7.41	8.36	9.28	10.2	11.1	11.9	12.7	13.5	14.3	15.1	15.8	16.5	17.2	17.8
400		1.26	1.41	1.57	1.73	1.88	2.04	2.19	2.35	2.50	2.66	2.81	2.96	3.11	3.26	3.42	3.57
500		1.50	1.70	1.89	2.08	2.27	2.46	2.65	2.84	3.03	3.22	3.40	3.59	3.78	3.96	4.15	4.33
600		1.73	1.96	2.19	2.42	2.64	2.87	3.09	3.31	3.54	3.76	3.98	4.20	4.42	4.63	4.85	5.07
800		2.17	2.46	2.76	3.05	3.34	3.63	3.92	4.21	4.50	4.79	5.07	5.35	5.64	5.92	6.20	6.48
1000		2.56	2.92	3.29	3.64	4.00	4.35	4.71	5.06	5.41	5.76	6.10	6.45	6.79	7.13	7.47	7.81
1200		2.93	3.36	3.78	4.20	4.62	5.03	5.45	5.86	6.27	6.67	7.08	7.48	7.88	8.28	8.67	9.07
1400		3.27	3.76	4.24	4.72	5.20	5.68	6.15	6.62	7.08	7.54	8.00	8.46	8.91	9.36	9.81	10.3
1600		3.59	4.13	4.68	5.21	5.75	6.28	6.81	7.33	7.85	8.36	8.88	9.38	9.89	10.4	10.9	11.4
1800		3.88	4.48	5.08	5.68	6.27	6.85	7.43	8.00	8.57	9.14	9.69	10.2	10.8	11.3	11.9	12.4
2000		4.15	4.81	5.46	6.11	6.75	7.38	8.01	8.63	9.25	9.86	10.5	11.1	11.6	12.2	12.8	13.4
2200		4.40	5.11	5.81	6.51	7.20	7.88	8.55	9.22	9.88	10.5	11.2	11.8	12.4	13.1	13.7	14.3
2400		4.62	5.38	6.14	6.88	7.62	8.34	9.06	9.77	10.5	11.2	11.8	12.5	13.2	13.8	14.4	15.1
2600		4.82	5.63	6.43	7.22	8.00	8.77	9.52	10.3	11.0	11.7	12.4	13.1	13.8	14.5	15.1	15.8
2800		5.00	5.86	6.70	7.53	8.35	9.15	9.94	10.7	11.5	12.2	13.0	13.7	14.4	15.1	15.7	16.4
3000		5.16	6.06	6.94	7.81	8.66	9.50	10.3	11.1	11.9	12.7	13.4	14.2	14.9	15.6	16.3	16.9
3200		5.30	6.23	7.15	8.05	8.94	9.80	10.6	11.5	12.3	13.1	13.8	14.6	15.3	16.0	16.7	17.4
3400		5.41	6.38	7.33	8.26	9.18	10.1	10.9	11.8	12.6	13.4	14.2	14.9	15.7	16.4	17.0	17.7
3600		5.49	6.50	7.48	8.44	9.37	10.3	11.2	12.0	12.9	13.7	14.4	15.2	15.9	16.6	17.3	17.9
3800		5.55	6.59	7.60	8.58	9.53	10.5	11.4	12.2	13.1	13.9	14.6	15.4	16.1	16.8	17.4	18.0*
4000		5.59	6.65	7.68	8.68	9.65	10.6	11.5	12.4	13.2	14.0	14.7	15.5	16.2	16.8*	17.4*	18.0*
4200		5.60	6.68	7.73	8.74	9.72	10.7	11.6	12.4	13.3	14.0	14.8	15.5	16.1*	16.7*	17.3*	17.8*
4400		5.58	6.68	7.74	8.77	9.75	10.7	11.6	12.4	13.3	14.0	14.7*	15.4*	16.0*	16.6*	17.1*	17.5*
4600		5.53	6.65	7.72	8.75	9.74	10.7	11.6	12.4	13.2	13.9*	14.6*	15.2*	15.8*	16.3*	16.7*	17.1*
4800		5.46	6.58	7.66	8.69	9.67	10.6	11.5	12.3	13.0*	13.7*	14.4*	14.9*	15.4*	15.9*	16.2*	16.5*
5000		5.35	6.49	7.57	8.59	9.56	10.5	11.3	12.1*	12.8*	13.5*	14.0*	14.5*	15.0*	15.3*	15.6*	15.8*

* Made-to-order ductile iron sheaves required.

Horsepower Ratings For BX Belts

The combined Arc-Length correction factor shown in the Classical pre-engineered drive tables or in the Arc-of-Contact correction factor table and the Belt Length correction factor table, page B2-25, should be applied to the total hp per belt before determining the number of belts required for the drive.

NOTE: These ratings apply for the Classical Cog type belts only.

BASIC HORSEPOWER RATING PER BELT							"ADD-ON" RATING								
SMALL SHEAVE DIAMETER							SPEED RATIO								
6.60	6.80	7.00	7.40	8.00	8.60	9.40	1.00	1.02	1.06	1.10	1.15	1.20	1.30	1.50	2.00
7.01	7.21	7.41	7.81	8.41	9.01	9.81	1.01	1.05	1.09	1.14	1.19	1.29	1.49	1.99	9.99
9.20	9.58	9.96	10.7	11.8	12.9	14.3	0.01	0.09	0.18	0.26	0.33	0.40	0.49	0.56	0.61
11.1	11.5	12.0	12.8	14.1	15.4	17.1	0.02	0.12	0.23	0.32	0.41	0.50	0.61	0.71	0.77
12.7	13.2	13.7	14.7	16.2	17.6	19.4	0.02	0.14	0.27	0.39	0.49	0.60	0.73	0.85	0.92
17.3	17.9	18.6	19.7	21.3	22.7*	24.2*	0.04	0.23	0.45	0.65	0.81	1.00	1.21	1.40	1.52
18.4	19.0*	19.5*	20.5*	21.8*	22.7*	23.4*	0.04	0.28	0.54	0.78	0.98	1.20	1.47	1.69	1.84
3.72	3.87	4.01	4.31	4.76	5.20	5.78	0.00	0.03	0.06	0.09	0.11	0.14	0.17	0.19	0.21
4.51	4.70	4.88	5.24	5.78	6.32	7.03	0.01	0.04	0.08	0.11	0.14	0.17	0.21	0.24	0.26
5.28	5.50	5.71	6.14	6.78	7.41	8.24	0.01	0.05	0.09	0.13	0.17	0.21	0.25	0.29	0.32
6.76	7.03	7.31	7.86	8.67	9.48	10.5	0.01	0.06	0.12	0.18	0.22	0.28	0.33	0.39	0.42
8.15	8.48	8.81	9.48	10.5	11.4	12.7	0.01	0.08	0.16	0.22	0.28	0.34	0.42	0.48	0.53
9.46	9.85	10.2	11.0	12.1	13.2	14.7	0.01	0.10	0.19	0.27	0.34	0.41	0.50	0.58	0.63
10.7	11.1	11.6	12.4	13.7	14.9	16.5	0.02	0.11	0.22	0.31	0.39	0.48	0.59	0.68	0.74
11.9	12.3	12.8	13.8	15.2	16.5	18.2	0.02	0.13	0.25	0.36	0.45	0.55	0.67	0.77	0.84
12.9	13.5	14.0	15.0	16.5	17.9	19.7	0.02	0.14	0.28	0.40	0.51	0.62	0.75	0.87	0.95
13.9	14.5	15.0	16.1	17.7	19.2	21.1	0.02	0.16	0.31	0.44	0.56	0.69	0.84	0.97	1.05
14.9	15.4	16.0	17.1	18.8	20.3	22.2	0.03	0.18	0.34	0.49	0.62	0.76	0.92	1.07	1.16
15.7	16.3	16.9	18.0	19.7	21.2	23.1	0.03	0.19	0.37	0.53	0.67	0.83	1.00	1.16	1.26
16.4	17.0	17.6	18.8	20.4	21.9	23.7*	0.03	0.21	0.40	0.58	0.73	0.89	1.09	1.26	1.37
17.0	17.7	18.3	19.4	21.1	22.5*	24.1*	0.03	0.22	0.43	0.62	0.79	0.96	1.17	1.36	1.47
17.6	18.2	18.8	19.9	21.5*	22.8*	24.3*	0.04	0.24	0.47	0.67	0.84	1.03	1.26	1.45	1.58
18.0	18.6	19.2	20.3	21.7*	22.9*	24.1*	0.04	0.26	0.50	0.71	0.90	1.10	1.34	1.55	1.68
18.3	18.9	19.5	20.5*	21.8*	22.8*	23.7*	0.04	0.27	0.53	0.76	0.95	1.17	1.42	1.65	1.79
18.5*	19.0*	19.6*	20.5*	21.7*	22.5*	23.0*	0.04	0.29	0.56	0.80	1.01	1.24	1.51	1.74	1.89
18.5*	19.1*	19.5*	20.4*	21.3*	21.9*	21.9*	0.05	0.30	0.59	0.85	1.07	1.31	1.59	1.84	2.00
18.5*	18.9*	19.4*	20.1*	20.8*	21.0*	-	0.05	0.32	0.62	0.89	1.12	1.38	1.67	1.94	2.10
18.3*	18.7*	19.0*	19.6*	20.0*	19.8*	-	0.05	0.34	0.65	0.93	1.18	1.44	1.76	2.03	2.21
17.9*	18.2*	18.5*	18.9*	18.9*	-	-	0.05	0.35	0.68	0.98	1.23	1.51	1.84	2.13	2.31
17.4*	17.6*	17.8*	18.0*	-	-	-	0.06	0.37	0.71	1.02	1.29	1.58	1.93	2.23	2.42
16.7*	16.9*	17.0*	16.9*	-	-	-	0.06	0.38	0.74	1.07	1.35	1.65	2.01	2.32	2.52
15.9*	16.0*	15.9*	-	-	-	-	0.06	0.40	0.78	1.11	1.40	1.72	2.09	2.42	2.63

Horsepower Ratings For CP Belts

Classical horsepower ratings per belt are listed below and on the facing page. To obtain the basic horsepower rating per belt, locate the rpm of the faster shaft in the left-hand column. Read on this line across to the column headed by the diameter of the smaller sheave. The figure given is the basic horsepower rating. For convenience the standard motor speeds are grouped at the beginning of the chart. On the same horizontal line read the "add-on" rating in the column headed by the drive speed ratio. Add the basic rating to the "add-on" rating to obtain the total horsepower rating per belt.

		BASIC HORSEPOWER RATING PER BELT									
		SMALL SHEAVE OUTSIDE DIAMETER									
		7.00	7.50	8.00	8.50	9.00	9.50	10.00	10.50	11.00	12.00
Datum	7.40	7.90	8.40	8.90	9.40	9.90	10.40	10.90	11.40	12.40	
Pitch	◆	◆	◆	◆							
870	7.98	9.16	10.3	11.5	12.6	13.7	14.9	15.9	17.0	19.1	
960	8.55	9.83	11.1	12.3	13.6	14.8	16.0	17.1	18.3	20.5	
1160	9.69	11.2	12.6	14.1	15.5	16.8	18.2	19.5	20.8	23.3	
1460	11.1	12.8	14.5	16.2	17.8	19.3	20.8	22.3	23.7	26.3	
1750	12.1	14.0	15.8	17.6	19.3	20.9	22.5	24.0	25.3	27.9	
200	2.51	2.84	3.16	3.48	3.80	4.12	4.43	4.75	5.06	5.68	
300	3.50	3.97	4.44	4.90	5.36	5.81	6.27	6.72	7.17	8.06	
400	4.41	5.02	5.62	6.22	6.81	7.40	7.99	8.57	9.15	10.3	
500	5.26	6.00	6.73	7.46	8.18	8.89	9.60	10.3	11.0	12.4	
600	6.06	6.92	7.78	8.63	9.47	10.3	11.1	12.0	12.8	14.4	
700	6.81	7.79	8.77	9.74	10.7	11.6	12.6	13.5	14.4	16.2	
800	7.51	8.61	9.70	10.8	11.8	12.9	13.9	15.0	16.0	18.0	
900	8.17	9.38	10.6	11.8	12.9	14.1	15.2	16.4	17.5	19.6	
1000	8.79	10.1	11.4	12.7	14.0	15.2	16.4	17.6	18.8	21.1	
1100	9.37	10.8	12.2	13.6	14.9	16.2	17.5	18.8	20.1	22.5	
1200	9.90	11.4	12.9	14.4	15.8	17.2	18.6	19.9	21.2	23.8	
1300	10.4	12.0	13.6	15.1	16.6	18.1	19.5	20.9	22.3	24.9	
1400	10.8	12.5	14.2	15.8	17.3	18.9	20.3	21.8	23.2	25.8	
1500	11.3	13.0	14.7	16.4	18.0	19.6	21.1	22.6	24.0	26.6	
1600	11.6	13.4	15.2	16.9	18.6	20.2	21.7	23.2	24.6	27.2	
1700	11.9	13.8	15.7	17.4	19.1	20.7	22.3	23.7	25.1	27.7	
1800	12.2	14.2	16.0	17.8	19.5	21.1	22.7	24.1	25.5	28.0	
1900	12.4	14.4	16.3	18.1	19.8	21.5	23.0	24.4	25.7	28.1	
2000	12.6	14.6	16.6	18.4	20.1	21.7	23.2	24.6	25.8	28.0	
2200	12.8	14.9	16.8	18.6	20.3	21.8	23.2	24.4	25.5*	27.1*	
2400	12.8	14.9	16.8	18.5	20.1	21.4	22.6	23.6*	24.5*	25.4*	
2600	12.6	14.6	16.4	18.0	19.4	20.6*	21.5*	22.2*	22.7*	22.8*	
2800	12.1	14.0	15.7	17.1	18.3*	19.2*	19.8*	20.1*	20.1*	19.1*	
3000	11.4	13.1	14.6*	15.8*	16.7*	17.2*	17.4*	17.2*	16.6*	14.3*	
3200	10.4	12.0*	13.2*	14.1*	14.5*	14.6*	14.3*	13.5*	12.3*	-	

◆ Diameter below industry standards.
 * Made-to-order ductile iron sheaves required.

Horsepower Ratings For CP Belts

The combined Arc-Length correction factor shown in the Classical pre-engineered drive tables or in the Arc-of-Contact correction factor table and the Belt Length correction factor table, page B2-25, should be applied to the total hp per belt before determining the number of belts required for the drive.

NOTE: These ratings apply for the Classical type belts only.

BASIC HORSEPOWER RATING PER BELT						"ADD-ON" RATING								
SMALL SHEAVE DIAMETER						SPEED RATIO								
13.00	14.00	16.00	18.00	20.00	24.00	1.00	1.02	1.06	1.10	1.15	1.20	1.30	1.50	2.00
13.40	14.40	16.40	18.40	20.40	24.40	1.01	1.05	1.09	1.14	1.19	1.29	1.49	1.99	9.99
21.2	23.2	27.0	30.5	33.8	39.3	0.02	0.15	0.29	0.42	0.53	0.66	0.82	0.96	1.07
22.7	24.8	28.8	32.4	35.6	40.8	0.03	0.17	0.32	0.46	0.59	0.73	0.90	1.06	1.18
25.6	27.9	32.0	35.5	38.3	41.9*	0.03	0.20	0.39	0.56	0.71	0.88	1.09	1.28	1.42
28.7	30.9	34.5	37.0*	38.3*	36.8*	0.04	0.25	0.49	0.71	0.90	1.11	1.37	1.61	1.79
30.0	31.8*	34.0*	34.4*	32.8*	-	0.05	0.30	0.59	0.85	1.07	1.33	1.64	1.94	2.15
6.30	6.91	8.12	9.31	10.5	12.8	0.01	0.03	0.07	0.10	0.12	0.15	0.19	0.22	0.25
8.95	9.82	11.5	13.2	14.9	18.2	0.01	0.05	0.10	0.14	0.18	0.23	0.28	0.33	0.37
11.4	12.5	14.8	16.9	19.0	23.1	0.01	0.07	0.13	0.19	0.25	0.30	0.38	0.44	0.49
13.8	15.1	17.7	20.3	22.8	27.5	0.01	0.09	0.17	0.24	0.31	0.38	0.47	0.55	0.61
16.0	17.5	20.5	23.5	26.2	31.5	0.02	0.10	0.20	0.29	0.37	0.46	0.56	0.66	0.74
18.0	19.8	23.1	26.3	29.4	34.9	0.02	0.12	0.23	0.34	0.43	0.53	0.66	0.77	0.86
19.9	21.8	25.5	28.9	32.1	37.7	0.02	0.14	0.27	0.39	0.49	0.61	0.75	0.88	0.98
21.7	23.8	27.6	31.2	34.4	39.9	0.02	0.15	0.30	0.43	0.55	0.68	0.84	1.00	1.10
23.4	25.5	29.5	33.1	36.3	41.3	0.03	0.17	0.33	0.48	0.61	0.76	0.94	1.11	1.23
24.8	27.0	31.1	34.7	37.7	41.9*	0.03	0.19	0.37	0.53	0.68	0.84	1.03	1.22	1.35
26.1	28.4	32.5	35.9	38.6	41.8*	0.03	0.21	0.40	0.58	0.74	0.91	1.13	1.33	1.47
27.3	29.5	33.5	36.7	39.0*	40.7*	0.03	0.22	0.44	0.63	0.80	0.99	1.22	1.44	1.60
28.2	30.5	34.2	37.0*	38.8*	38.6*	0.04	0.24	0.47	0.68	0.86	1.06	1.31	1.55	1.72
29.0	31.2	34.6	36.9*	37.9*	35.5*	0.04	0.26	0.50	0.72	0.92	1.14	1.41	1.66	1.84
29.6	31.6	34.7*	36.3*	36.4*	-	0.04	0.28	0.54	0.77	0.98	1.22	1.50	1.77	1.96
29.9	31.8	34.3*	35.2*	34.2*	-	0.04	0.29	0.57	0.82	1.04	1.29	1.60	1.88	2.09
30.0	31.7*	33.6*	33.5*	31.2*	-	0.05	0.31	0.60	0.87	1.10	1.37	1.69	1.99	2.21
29.9*	31.3*	32.5*	31.3*	-	-	0.05	0.33	0.64	0.92	1.17	1.44	1.78	2.10	2.33
29.6*	30.6*	30.9*	28.4*	-	-	0.05	0.34	0.67	0.97	1.23	1.52	1.88	2.21	2.46
28.1*	28.3*	26.3*	-	-	-	0.06	0.38	0.74	1.06	1.35	1.67	2.06	2.43	2.70
25.5*	24.7*	-	-	-	-	0.06	0.41	0.80	1.16	1.47	1.82	2.25	2.65	2.95
21.8*	19.5*	-	-	-	-	0.07	0.45	0.87	1.26	1.60	1.98	2.44	2.88	3.19
16.7*	-	-	-	-	-	0.07	0.48	0.94	1.35	1.72	2.13	2.63	3.10	3.44
-	-	-	-	-	-	0.08	0.52	1.00	1.45	1.84	2.28	2.81	3.32	3.68
-	-	-	-	-	-	0.08	0.55	1.07	1.55	1.96	2.43	3.00	3.54	3.93

Horsepower Ratings For CX Belts

Classical Cog horsepower ratings per belt are listed below and on the facing page. To obtain the basic horsepower rating per belt, locate the rpm of the faster shaft in the left-hand column. Read on this line across to the column headed by the diameter of the smaller sheave. The figure given is the basic horsepower rating. For convenience the standard motor speeds are grouped at the beginning of the chart. On the same horizontal line read the “add-on” rating in the column headed by the drive speed ratio. Add the basic rating to the “add-on” rating to obtain the total horsepower rating per belt.

Datum	BASIC HORSEPOWER RATING PER BELT									
	SMALL SHEAVE DIAMETER									
	7.00	7.50	8.00	8.50	9.00	9.50	10.00	10.50	11.00	12.00
Pitch	7.40	7.90	8.40	8.90	9.40	9.90	10.40	10.90	11.40	12.40
870	10.2	11.4	12.6	13.7	14.9	16.1	17.2	18.3	19.5	21.7
960	11.0	12.3	13.6	14.9	16.1	17.4	18.6	19.8	21.0	23.4
1160	12.7	14.2	15.7	17.2	18.6	20.1	21.5	22.9	24.2	26.9
1460	15.0	16.8	18.5	20.3	22.0	23.6	25.2	26.8	28.3	31.2
1750	16.9	18.9	20.9	22.8	24.6	26.4	28.1	29.8	31.4	34.3
200	2.97	3.29	3.62	3.94	4.26	4.58	4.90	5.22	5.53	6.16
300	4.20	4.67	5.14	5.61	6.07	6.53	6.99	7.45	7.90	8.80
400	5.36	5.97	6.58	7.18	7.78	8.38	8.97	9.56	10.1	11.3
500	6.46	7.21	7.95	8.69	9.42	10.1	10.9	11.6	12.3	13.7
600	7.52	8.39	9.26	10.1	11.0	11.8	12.7	13.5	14.3	16.0
700	8.53	9.53	10.5	11.5	12.5	13.5	14.4	15.4	16.3	18.2
800	9.50	10.6	11.7	12.8	13.9	15.0	16.1	17.1	18.2	20.3
900	10.4	11.7	12.9	14.1	15.3	16.5	17.7	18.8	20.0	22.2
1000	11.3	12.7	14.0	15.3	16.6	17.9	19.2	20.5	21.7	24.1
1100	12.2	13.6	15.1	16.5	17.9	19.3	20.6	22.0	23.3	25.9
1200	13.0	14.6	16.1	17.6	19.1	20.6	22.0	23.4	24.8	27.5
1300	13.8	15.4	17.1	18.7	20.3	21.8	23.3	24.8	26.3	29.1
1400	14.5	16.3	18.0	19.7	21.3	23.0	24.5	26.1	27.6	30.5
1500	15.2	17.1	18.9	20.6	22.4	24.0	25.7	27.3	28.8	31.7
1600	15.9	17.8	19.7	21.5	23.3	25.0	26.7	28.3	29.9	32.9
1700	16.6	18.5	20.5	22.4	24.2	26.0	27.7	29.3	30.9	33.9
1800	17.2	19.2	21.2	23.1	25.0	26.8	28.5	30.2	31.8	34.7
1900	17.7	19.8	21.9	23.9	25.8	27.6	29.3	31.0	32.5	35.4
2000	18.2	20.4	22.5	24.5	26.4	28.2	30.0	31.6	33.2	36.0
2200	19.1	21.4	23.5	25.6	27.5	29.3	31.0	32.6	34.0*	36.5*
2400	19.9	22.2	24.3	26.4	28.3	30.0	31.6	33.0*	34.3*	36.3*
2600	20.4	22.7	24.9	26.8	28.6	30.3*	31.7*	33.0*	34.0*	35.4*
2800	20.7	23.0	25.1	27.0	28.7*	30.1*	31.3*	32.3*	33.0*	33.6*
3000	20.9	23.1	25.1*	26.8*	28.3*	29.5*	30.4*	31.0*	31.3*	30.9*
3200	20.8	22.9*	24.7*	26.2*	27.4*	28.3*	28.9*	29.1*	28.9*	-

* Made-to-order ductile iron sheaves required.

Horsepower Ratings For CX Belts

The combined Arc-Length correction factor shown in the Classical pre-engineered drive tables or in the Arc-of-Contact correction factor table and the Belt Length correction factor table, page B2-25, should be applied to the total hp per belt before determining the number of belts required for the drive.

NOTE: These ratings apply for the Classical Cog type belts only.

BASIC HORSEPOWER RATING PER BELT						"ADD-ON" RATING								
SMALL SHEAVE DIAMETER						SPEED RATIO								
13.00	14.00	16.00	18.00	20.00	24.00	1.00	1.02	1.06	1.10	1.15	1.20	1.30	1.50	2.00
13.40	14.40	16.40	18.40	20.40	24.40	1.01	1.05	1.09	1.14	1.19	1.29	1.49	1.99	9.99
23.8	25.9	29.9	33.7	37.3	43.6	0.02	0.16	0.31	0.44	0.55	0.68	0.83	0.96	1.04
25.7	27.9	32.1	36.1	39.7	46.0	0.03	0.17	0.34	0.49	0.61	0.75	0.91	1.06	1.15
29.4	31.9	36.4	40.5	44.0	49.3*	0.03	0.21	0.41	0.59	0.74	0.91	1.10	1.28	1.39
34.0	36.5	41.0	44.5*	47.1*	48.9*	0.04	0.27	0.51	0.74	0.93	1.14	1.39	1.61	1.74
37.0	39.3*	43.0*	45.1*	45.5*	-	0.05	0.32	0.62	0.88	1.12	1.37	1.66	1.92	2.09
6.78	7.40	8.62	9.82	11.0	13.4	0.01	0.04	0.07	0.10	0.13	0.16	0.19	0.22	0.24
9.70	10.6	12.3	14.1	15.8	19.1	0.01	0.05	0.11	0.15	0.19	0.23	0.29	0.33	0.36
12.5	13.6	15.9	18.1	20.2	24.4	0.01	0.07	0.14	0.20	0.26	0.31	0.38	0.44	0.48
15.1	16.5	19.2	21.8	24.4	29.3	0.01	0.09	0.18	0.25	0.32	0.39	0.48	0.55	0.60
17.6	19.2	22.3	25.4	28.3	33.8	0.02	0.11	0.21	0.30	0.38	0.47	0.57	0.66	0.72
20.0	21.8	25.3	28.7	31.9	37.9	0.02	0.13	0.25	0.35	0.45	0.55	0.67	0.77	0.84
22.3	24.3	28.1	31.7	35.2	41.4	0.02	0.15	0.28	0.40	0.51	0.63	0.76	0.88	0.96
24.4	26.6	30.7	34.5	38.1	44.4	0.03	0.16	0.32	0.45	0.57	0.70	0.86	0.99	1.07
26.5	28.7	33.1	37.1	40.7	46.8	0.03	0.18	0.35	0.51	0.64	0.78	0.95	1.10	1.19
28.4	30.7	35.2	39.3	42.9	48.6*	0.03	0.20	0.39	0.56	0.70	0.86	1.05	1.21	1.31
30.1	32.6	37.2	41.2	44.7	49.7*	0.03	0.22	0.42	0.61	0.77	0.94	1.14	1.32	1.43
31.7	34.2	38.8	42.8	46.0*	50.0*	0.04	0.24	0.46	0.66	0.83	1.02	1.24	1.43	1.55
33.2	35.7	40.3	44.0*	46.8*	49.5*	0.04	0.25	0.49	0.71	0.89	1.09	1.33	1.54	1.67
34.5	37.0	41.4	44.8*	47.2*	48.2*	0.04	0.27	0.53	0.76	0.96	1.17	1.43	1.65	1.79
35.6	38.1	42.3*	45.2*	46.9*	-	0.05	0.29	0.56	0.81	1.02	1.25	1.52	1.76	1.91
36.6	39.0	42.8*	45.2*	46.2*	-	0.05	0.31	0.60	0.86	1.08	1.33	1.62	1.87	2.03
37.3	39.6*	43.0*	44.8*	44.8*	-	0.05	0.33	0.63	0.91	1.15	1.41	1.71	1.98	2.15
37.9*	40.0*	42.9*	43.9*	-	-	0.05	0.35	0.67	0.96	1.21	1.49	1.81	2.09	2.27
38.3*	40.2*	42.4*	42.5*	-	-	0.06	0.36	0.71	1.01	1.28	1.56	1.90	2.20	2.39
38.4*	39.7*	40.3*	-	-	-	0.06	0.40	0.78	1.11	1.40	1.72	2.09	2.42	2.63
37.6*	38.2*	-	-	-	-	0.07	0.44	0.85	1.21	1.53	1.88	2.28	2.64	2.87
35.9*	35.4*	-	-	-	-	0.07	0.47	0.92	1.31	1.66	2.03	2.47	2.86	3.10
33.1*	-	-	-	-	-	0.08	0.51	0.99	1.42	1.79	2.19	2.66	3.08	3.34
-	-	-	-	-	-	0.08	0.55	1.06	1.52	1.91	2.34	2.85	3.30	3.58
-	-	-	-	-	-	0.09	0.58	1.13	1.62	2.04	2.50	3.04	3.52	3.82

Horsepower Ratings For DP & DX Belts

Classical horsepower ratings per belt are listed below and on the facing page. To obtain the basic horsepower rating per belt, locate the rpm of the faster shaft in the left-hand column. Read on this line across to the column headed by the diameter of the smaller sheave. The figure given is the basic horsepower rating. For convenience the standard motor speeds are grouped at the beginning of the chart. On the same horizontal line read the "add-on" rating in the column headed by the drive speed ratio. Add the basic rating to the "add-on" rating to obtain the total horsepower rating per belt.

Datum	SMALL SHEAVE DIAMETER									
	12.00	13.00	13.50	14.00	14.50	15.00	15.50	16.00	17.00	18.00
Pitch	12.60 ◆	13.60	14.10	14.60	15.10	15.60	16.10	16.60	17.60	18.60
870	24.6	28.4	30.3	32.1	33.9	35.7	37.4	39.2	42.5	45.7
960	26.0	30.0	32.0	33.9	35.8	37.7	39.5	41.3	44.7	47.9
1160	28.4	32.8	34.9	37.0	38.9	40.8	42.7	44.5	47.8	50.8
1460	30.0	34.4	36.5	38.4	40.2	41.9	43.4	44.8	47.3*	49.2*
1750	28.8	32.6	34.2	35.7*	36.9*	37.9*	38.8*	39.4*	39.9*	39.5*
200	8.01	9.16	9.73	10.3	10.9	11.4	12.0	12.6	13.7	14.8
250	9.63	11.0	11.7	12.4	13.1	13.8	14.5	15.2	16.5	17.9
300	11.2	12.8	13.6	14.5	15.3	16.1	16.9	17.7	19.3	20.8
350	12.7	14.5	15.5	16.4	17.3	18.3	19.2	20.1	21.9	23.7
400	14.1	16.2	17.2	18.3	19.3	20.3	21.4	22.4	24.4	26.4
450	15.4	17.8	18.9	20.1	21.2	22.3	23.5	24.6	26.8	29.0
500	16.7	19.3	20.5	21.8	23.0	24.3	25.5	26.7	29.1	31.5
600	19.1	22.1	23.5	25.0	26.4	27.8	29.2	30.6	33.4	36.1
700	21.3	24.6	26.3	27.9	29.5	31.1	32.6	34.2	37.2	40.1
800	23.3	26.9	28.7	30.5	32.2	33.9	35.6	37.3	40.5	43.6
900	25.1	29.0	30.9	32.7	34.6	36.4	38.2	39.9	43.3	46.5
1000	26.6	30.7	32.7	34.7	36.6	38.5	40.3	42.1	45.5	48.7
1100	27.8	32.1	34.2	36.2	38.2	40.1	41.9	43.7	47.1	50.3
1200	28.8	33.2	35.3	37.4	39.3	41.2	43.1	44.8	48.1	51.1
1300	29.5	34.0	36.1	38.1	40.1	41.9	43.7	45.3	48.4	51.0
1400	29.9	34.4	36.4	38.4	40.3	42.1	43.7	45.2	47.9	50.2*
1500	30.0	34.4	36.4	38.3	40.0	41.6	43.1	44.5	46.7*	48.4*
1600	29.8	34.0	35.9	37.6	39.2	40.6	41.9*	43.0*	44.6*	45.6*
1700	29.2	33.2	34.9	36.4	37.8*	39.0*	40.0*	40.8*	41.7*	41.8*
1800	28.3	31.9	33.4*	34.7*	35.8*	36.7*	37.3*	37.8*	37.8*	36.9*

◆ Diameter below industry standards.
* Made-to-order ductile iron sheaves required.

Horsepower Ratings For DP & DX Belts

The combined Arc-Length correction factor shown in the Classical pre-engineered drive tables or in the Arc-of-Contact correction factor table and the Belt Length correction factor table, page B2-25, should be applied to the total hp per belt before determining the number of belts required for the drive.

BASIC HORSEPOWER RATING PER BELT					"ADD-ON" RATING								
SMALL SHEAVE DIAMETER					SPEED RATIO								
20.00	22.00	24.00	27.00	33.00	1.00	1.02	1.06	1.10	1.15	1.20	1.30	1.50	2.00
20.60	22.60	24.60	27.80	33.60	1.01	1.05	1.09	1.14	1.19	1.29	1.49	1.99	9.99
51.7	57.1	61.8	67.6	74.1*	0.08	0.55	1.07	1.54	1.96	2.43	3.00	3.54	3.92
53.9	59.0	63.3	68.1*	70.7*	0.09	0.61	1.18	1.70	2.17	2.68	3.31	3.90	4.33
56.0	59.8*	62.2*	62.9*	-	0.11	0.73	1.43	2.06	2.62	3.24	4.00	4.72	5.23
51.2*	50.6*	47.3*	-	-	0.14	0.92	1.80	2.59	3.29	4.08	5.03	5.93	6.59
35.7*	-	-	-	-	0.17	1.11	2.15	3.11	3.95	4.89	6.03	7.11	7.89
17.0	19.1	21.3	24.5	30.7	0.02	0.13	0.25	0.36	0.45	0.56	0.69	0.81	0.90
20.6	23.2	25.8	29.6	37.0	0.02	0.16	0.31	0.44	0.56	0.70	0.86	1.02	1.13
24.0	27.0	30.0	34.5	43.0	0.03	0.19	0.37	0.53	0.68	0.84	1.03	1.22	1.35
27.2	30.7	34.1	39.1	48.5	0.03	0.22	0.43	0.62	0.79	0.98	1.21	1.42	1.58
30.3	34.2	37.9	43.4	53.7	0.04	0.25	0.49	0.71	0.90	1.12	1.38	1.63	1.80
33.3	37.5	41.6	47.4	58.3	0.04	0.28	0.55	0.80	1.02	1.26	1.55	1.83	2.03
36.1	40.6	45.0	51.2	62.5	0.05	0.32	0.62	0.89	1.13	1.40	1.72	2.03	2.26
41.3	46.3	51.0	57.7	69.1	0.06	0.38	0.74	1.07	1.35	1.68	2.07	2.44	2.71
45.8	51.1	56.0	62.8	73.4	0.07	0.44	0.86	1.24	1.58	1.95	2.41	2.85	3.16
49.5	55.0	59.9	66.2	74.8*	0.08	0.51	0.98	1.42	1.80	2.23	2.76	3.25	3.61
52.5	57.8	62.4	68.0	73.3*	0.09	0.57	1.11	1.60	2.03	2.51	3.10	3.66	4.06
54.6	59.6	63.6	67.8*	68.3*	0.10	0.63	1.23	1.78	2.26	2.79	3.45	4.06	4.51
55.8	60.1	63.2*	65.4*	59.6*	0.11	0.69	1.35	1.95	2.48	3.07	3.79	4.47	4.96
56.0	59.4*	61.2*	60.8*	-	0.12	0.76	1.48	2.13	2.71	3.35	4.14	4.88	5.41
55.1*	57.2*	57.4*	53.6*	-	0.13	0.82	1.60	2.31	2.93	3.63	4.48	5.28	5.86
53.0*	53.6*	51.7*	-	-	0.14	0.88	1.72	2.49	3.16	3.91	4.83	5.69	6.32
49.7*	48.3*	43.9*	-	-	0.15	0.95	1.85	2.66	3.38	4.19	5.17	6.10	6.77
45.1*	41.4*	-	-	-	0.16	1.01	1.97	2.84	3.61	4.47	5.52	6.50	7.22
39.2*	-	-	-	-	0.17	1.07	2.09	3.02	3.83	4.75	5.86	6.91	7.67
31.8*	-	-	-	-	0.17	1.14	2.21	3.20	4.06	5.03	6.21	7.32	8.12