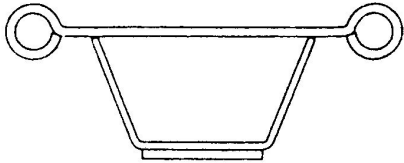





---

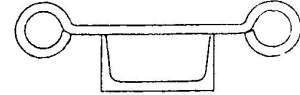
**Common Belt Modifications**



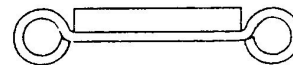
Trapezoid Reinforcement



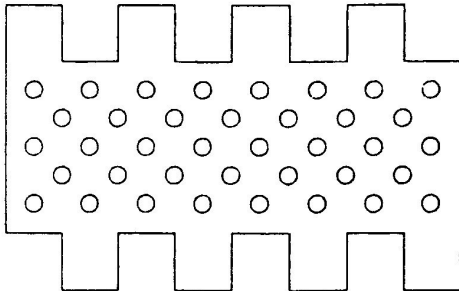
C-Channel Reinforcement



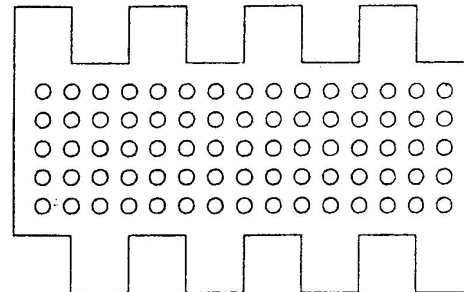
1" x 3" x 3" Impact Pad




Welded Top Plate




Perforated Hinge Pans



Dimpled Hinge Pans



Angle Iron Cleats (Pusher Flights)



Flat Bar Cleats (Pusher Flights)

These are only a few of the possibilities. Please contact us with your special applications.